



CSL/2018-19/835

March 25, 2019

BSE Limited Corporate Relationship Department 1 st Floor, New Trading Ring Rotunda Building, P J Towers Dalal Street, Fort, Mumbai - 400001. Scrip Code :532443 Scrip ID: CERASAN	National Stock Exchange of India Limited Exchange Plaza Bandra Kurla Complex Bandra (East) Mumbai - 400051. Scrip Code: CERA
--	---

Dear Sir,

Sub: Intimation of Analyst / Investor Meetings

Pursuant to Regulation 30 of SEBI (Listing Obligation and Disclosures Requirements) Regulations, 2015, we would like to inform you that the management of CERA Sanitaryware Limited is scheduled to attend the India Ideation Conference hosted by Motilal Oswal Financial Services Ltd. On today i.e. March 25, 2019 in Mumbai.

Kindly find attached the Investor Presentation, which would be discussed during the meetings. The presentation is also uploaded on the Company's website.

We hope you will find the above in order and take necessary action in the matter.

Thanking you.

Yours faithfully,
For **Cera Sanitaryware Limited**,

Narendra N. Patel
President & Company Secretary
Encl: as above

Cera Sanitaryware Limited

Sales & Marketing Office: 7th & 8th Floors, B Wing, Privilon, Ambli BRTS Road, Iskon Crossroad, Ahmedabad 380059, India
Tel: +91 79 49112222 Email: marketing@cera-india.com www.cera-india.com

Registered Office & Works: 9, GIDC Industrial Estate, Kadi 382715, District Mehsana, North Gujarat

CIN: L26910GJ1998PLC034400

Cera Sanitaryware Limited

Corporate Presentation

March 2019

CERA

Style. Innovation. Leadership



Disclaimer

This presentation and the accompanying slides (the “Presentation”), which have been prepared by Cera Sanitaryware Limited company, have been prepared solely for information purposes and do not constitute any offer, recommendation or invitation to purchase or subscribe for any securities, and shall not form the basis or be relied on in connection with any contract or binding commitment whatsoever. No offering of securities of the Company will be made except by means of a statutory offering document containing detailed information about the Company.

This Presentation has been prepared by the Company based on information and data which the Company considers reliable, but the Company makes no representation or warranty, express or implied, whatsoever, and no reliance shall be placed on, the truth, accuracy, completeness, fairness and reasonableness of the contents of this Presentation. This Presentation may not be all inclusive and may not contain all of the information that you may consider material. Any liability in respect of the contents of, or any omission from, this Presentation is expressly excluded.

This presentation contains certain forward looking statements concerning the Company’s future business prospects and business profitability, which are subject to a number of risks and uncertainties and the actual results could materially differ from those in such forward looking statements. The risks and uncertainties relating to these statements include, but are not limited to, risks and uncertainties regarding fluctuations in earnings, our ability to manage growth, competition (both domestic and international), economic growth in India and abroad, ability to attract and retain highly skilled professionals, time and cost over runs on contracts, our ability to manage our international operations, government policies and actions regulations, interest and other fiscal costs generally prevailing in the economy. The company does not undertake to make any announcement in case any of these forward looking statements become materially incorrect in future or update any forward looking statements made from time to time by or on behalf of the company.

CERA



Premier Sanitaryware Company in India



Rich Legacy of
~39 years

#1
Market Leader in India for
Sanitaryware

Largest
Sanitaryware facility in
India

ZERO
Debt Company

16%
Revenue CAGR
(5 year)

16%
EBITDA CAGR
(5 year)

18%
PAT CAGR
(5 year)

2,473
Employees with a
Teeth-to-tail ratio of
0.97

Cash and Cash
Equivalents* of
Rs. 150 cr

240%
Rate of Dividend - FY18

Rated AA
(CARE)*
For Long Term Debt

Rated A1+
(CRISIL)*
**Short Term Debt

Largest Market Share, Deep Customer Connect and Elevated Brand Promise

Largest plant for Sanitary ware in India established at legacy costs enabling high ROCE generation

Robust Financial Position:

- Cash and Cash equivalents of Rs.150 crore primarily held in liquid instruments
- Well-capitalized with annual capex requirements < annual cash flow generation

Wide Product Portfolio incorporating Design Excellence and Deep Technology Imprint

Experienced Proficient Leadership with zero attrition in Senior Management over last decade

Wide Distribution Network and Comprehensive Marketing Infrastructure

Robust Financial Position and Protocols

Zero Debt Company

- Cash and Cash Equivalents of Rs.150 crore
- No Contingent Liabilities for Joint Ventures

Sharp Focus on Efficient Capital Management

- Industry leading RoCE
- Fixed Asset turnover of ~4.3x (*As on 31 March 2018*)
- Uniform organization-wide policy to monitor receivables – credit not used to drive revenues
- ERP automatically shuts down fresh supplies to vendors with dues in excess of 45-60 days

Free Cash Flow Positive with Robust Cash Position

- Consistent cash generation each year
- Annual Capex requirement < Free Cash flow generation
- Regularly paid dividends for the last 30 years

Financial Discipline is Central to the growth strategy

Promoters



Mr. Vikram Somany
Founder and CMD

- Founded the business in 1980
- Deep industry knowledge and experience
- Hands on involvement
- Initiation and execution of strategy
- Drives High Governance Standards



Mrs. Deepshikha Khaitan
Vice Chairperson

- B.Sc. (Economics), LLB
- Actively associated with CERA for over 7 yrs
- Involved in Design Innovation, Product, R&D, Channel Outreach and Sales
- Equal focus on profitability , product development

Leadership Team

Mr. Atul Sanghvi
Executive Director on the Board of Directors

- MBA in Marketing; experience of 34 years
- Part of CERA leadership for over 20 years
- In charge of all aspects of manufacturing, marketing and corporate affairs



Mr. Rajesh B Shah
CFO / COO (Fin. & Comm.)

- B.Com & ACA; experience of 33 years
- 33 Years with CERA
- Leads Finance, commercial, banking, budgeting and cost control functions



Mr. Narendra N. Patel
President & Company Secretary

- B. Com, LLB, FCS, ACIS (London); experience of 30 years
- 30 years with CERA
- Leads the secretarial, legal and compliance functions



Mr. Ramachandra Padhi
Vice President Works - Sanitarywares

- Diploma in Ceramic Tech; experience of 34 years
- 17 years with CERA
- Kadi plant in charge for Sanitaryware



Mr. P. K. Shashidharan
Senior VP – Marketing

- M.A. (English); experience of 38 years
- 27 years with CERA
- Brand custodian of CERA
- Devising media, marketing and positioning strategies and their execution



Mr. Abbey Rodrigues
Senior VP – Sales

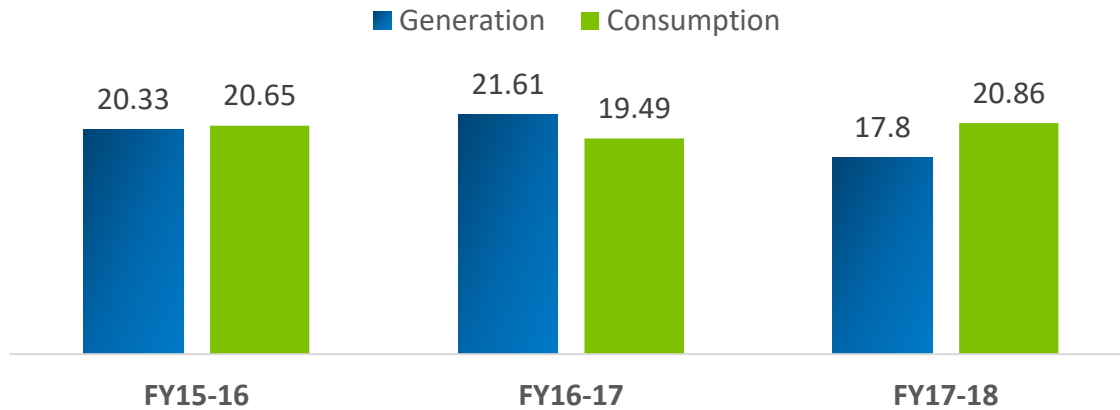
- B. Com, PGDMSM ; experience of 24 years
- 22 years with CERA
- Manages the pan India sales team
- Leads the sales function, dealer interactions, market feedback, CRM



Zero Attrition in the Senior Management Team over the last decade

Concerted Focus on ESG

Annual Green Energy Generation & Consumption Mill KWH



Environment

- Sustainability is at the heart of CERA's being. Amongst various initiatives:
 - Non-Conventional Energy generation via wind and solar was initiated in the year 1995
 - Capacity of Non-Conventional Energy generation of the company is 10.325 M.W
 - Sanitaryware and Faucetware plants in Gujarat meet 90% of the energy needs through non conventional captive generation
- Appreciated and acknowledged by customers as a completely sustainable and 'green' Vendor

Marquee Clients

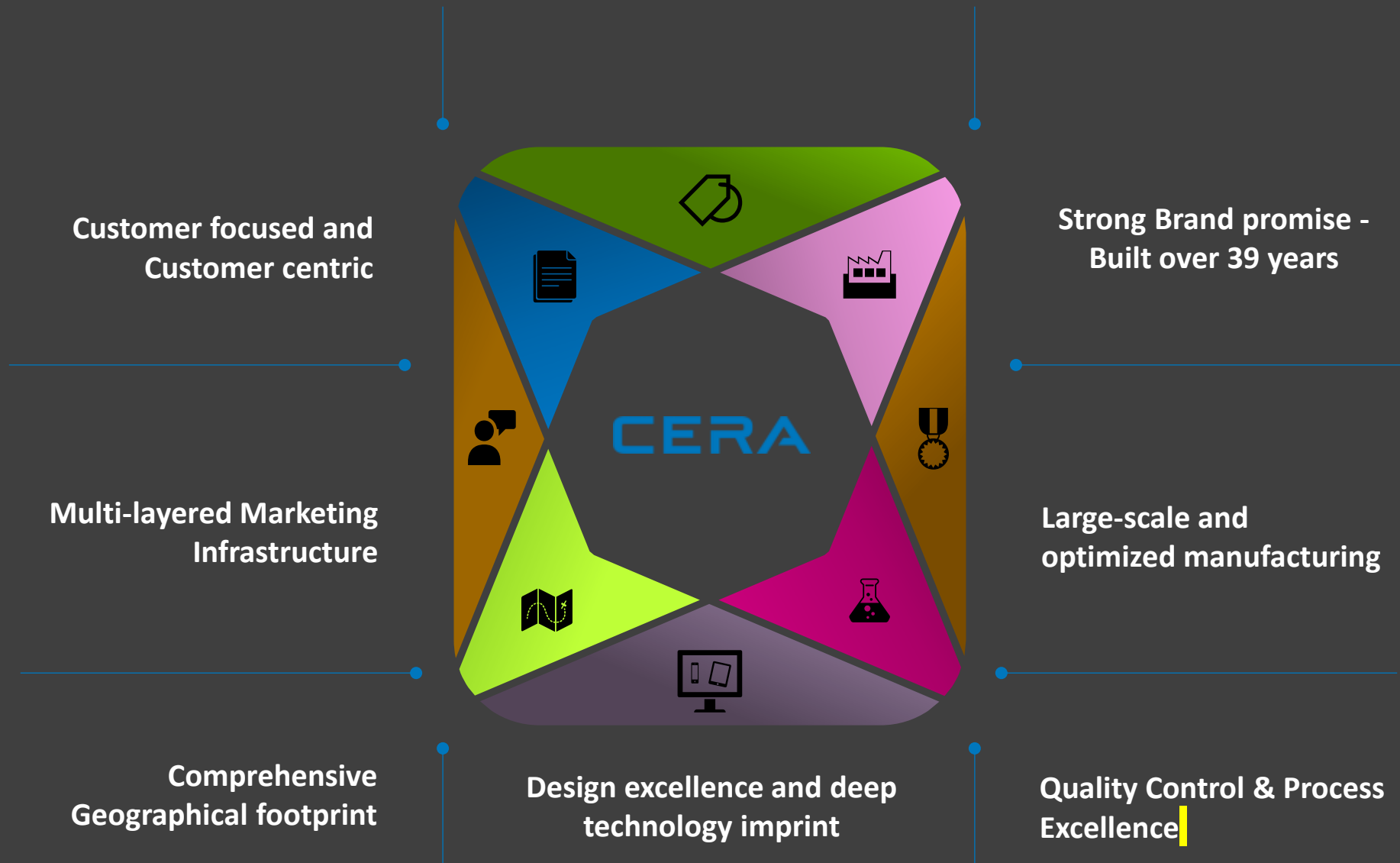
CERA

Key Institutional Clients

Key Government and PSU's Patrons



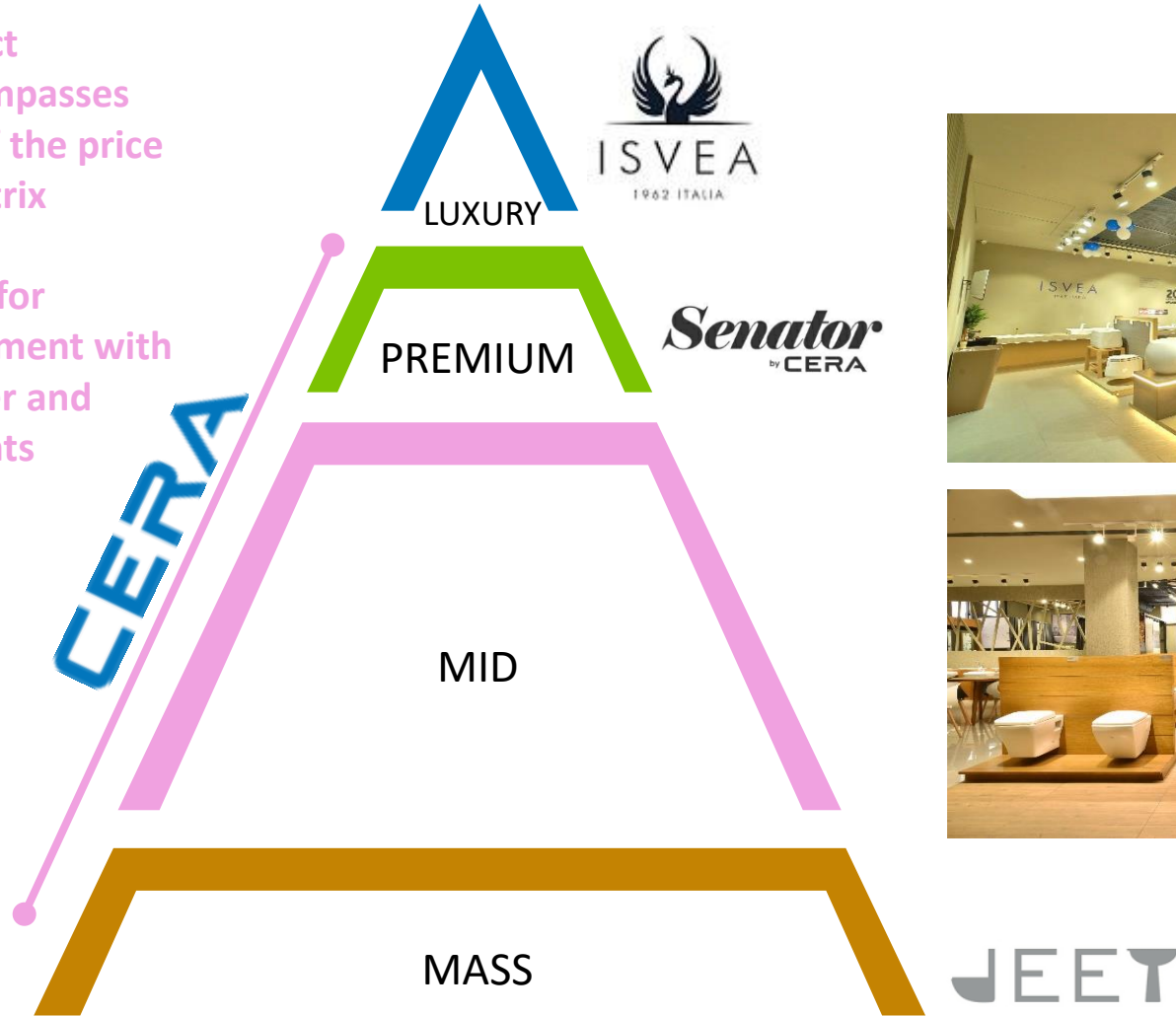
Key Differentiators



Strong Brand Promise

- CERA's product portfolio encompasses every aspect of the price and design matrix

- Niche brands for deeper engagement with varied customer and market segments



CERA



Brand Promise carefully cultivated over 35 years by consistently delivering on quality, value, expectations

Large-Scale and Optimized Manufacturing

CERA



Quality Control and Process Excellence

CERA

Advanced
Quality
Control
Systems



Rapid
Technology
Adoption –
Robotics for
Sanitaryware
Finishing



Plant is equipped with **Robotic Glazing machines** which provide shine and colour to the product and faster turnaround time

Latest R&D
Center
(Approved
by IAPMO)



Sanitaryware
MouldMaking



First Indian sanitaryware company to implement ISO 9002 and ISO 14001 certifications for Quality Management Systems and Environment-friendly Manufacturing Systems


Design Excellence and deep technology imprint

CERA

First Sanitaryware Company to design and install 3D printers



Installed 3D printers for Faucet design – A complete automated design process



Successfully installed 3D printers which has considerably shortened the duration for conversion of concept into launch for new designs

Comprehensive geographical footprint



- Main Plant
- Tile Mfg. plants
- 9 CERA Style Studios

136 CERA Style Galleries
14,000 + Trade Partners

Gearing up with increase in sales and trade	
Network as on March 2019	
	Total*
Dealer	2,841
Retailer	11,306
Total	14,147

After sales team strength - March 2019	
	250

*Total may differ as there are common dealers who would have taken up one or more product ranges

Multi layered Marketing Infrastructure.. 1

CERA

CERA Style Studio
Company Display Centre

- 9 CSS: Ahmedabad/Bangalore/Chennai/Mumbai
- Kolkata/Chennai/Thiruvananthapuram/Cochin/Chandigarh
- Discerning customers including influencer's can touch and feel products
- No sales orientation/pressure
- The average size these company owned showroom are approx. 7,000 Sqft.
- With more than 14,000 Sqft. of display, Hyderabad CSS is the largest company showroom in this industry
- Hyderabad, Cochin recently opened



Multi layered Marketing Infrastructure.. 2

CERA

CERA Style Gallery
Exclusive CERA Display Centre

- 139 CSGs : Covering pan India (Dealer Owned)
- Complement/Substitute CSS
- Filters include showroom location, size of display area allocated, sales turnover history and commitment of the dealer
- Exclusive display in a marked area that will highlight products
- Trained sales team helping purchase decisions of customers
- Minimum size of showroom averages 1,000 sq.ft.
- Saraswathi Enterprises - Kerala is the largest showroom amongst CSGs with an area of 7,700 sq.ft.



Multi layered Marketing Infrastructure.. 3

CERA

CERA Style Centre
Exclusive CERA Retailer

- Enhances retail experiences, retailer owned
- Currently 2,700 Style Centre operational
- Over 600 CSCs planned in the next 2 financial years
- Retailer does not have to pay for display products



Multi layered Marketing Infrastructure.. 4

CERA


CERA Style Centre
Exclusive CERA Retailer

CERA Tile Gallery functional now 56 Nos.
20 additional Galleries being executed by providing standardized design, display and branding on cost sharing basis with dealers



CERA Tile Centre

9 operational so far
Plan to open 75 CERA Tile Centres in 2018 - 19 with special standardized showroom design and branding



Customer Focused and Customer Centric

After Sales Servicing Team – On Company's Books

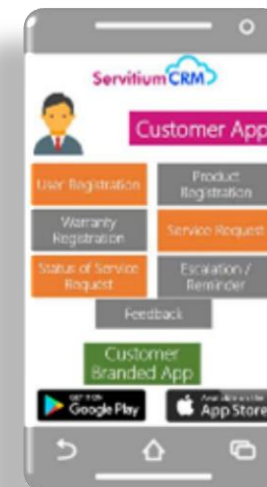
- 13 service offices
- 25 officers attending technicians
- 140 technicians to attend complaints spread across every state
- Periodical training on products for better quality service

New CRM module

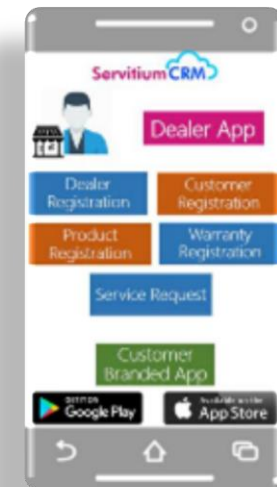
Mobile app for customers to register complaints

Mobile app for trade as well to register complaints of their clients

Complaints closed within 1 to 2 working days



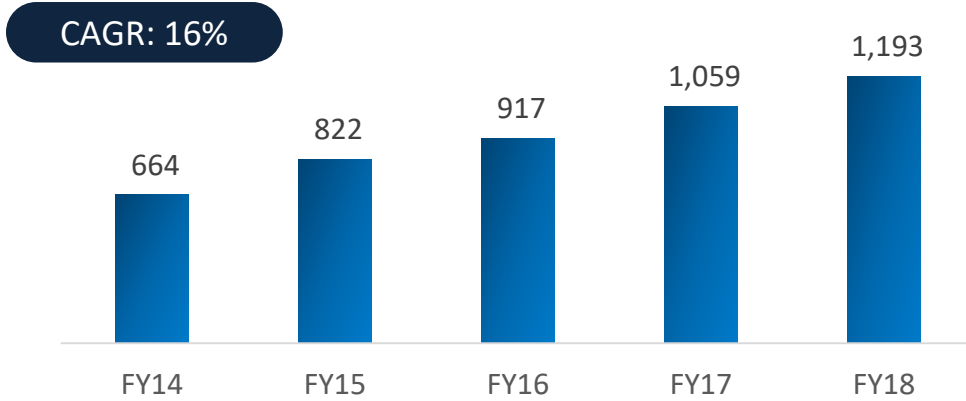
Customer App



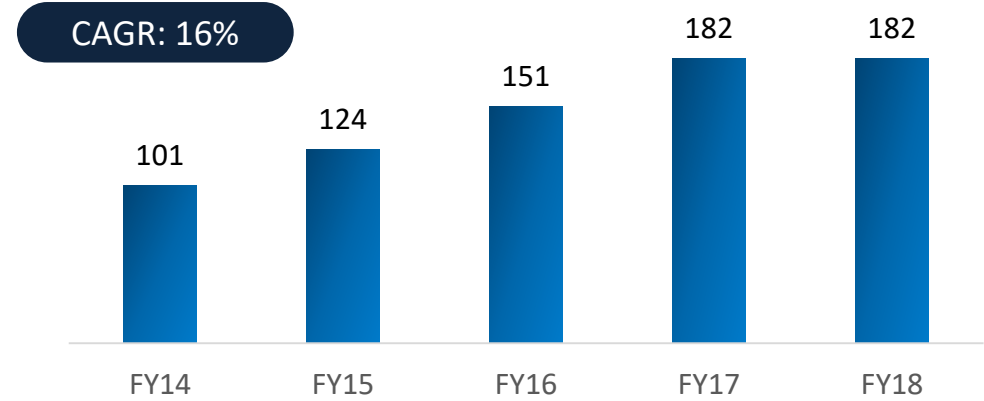
Dealer App

Financial Overview

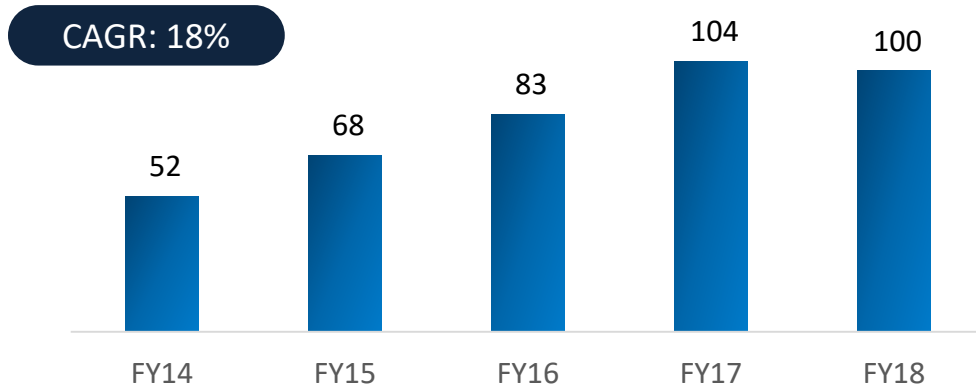
Revenue



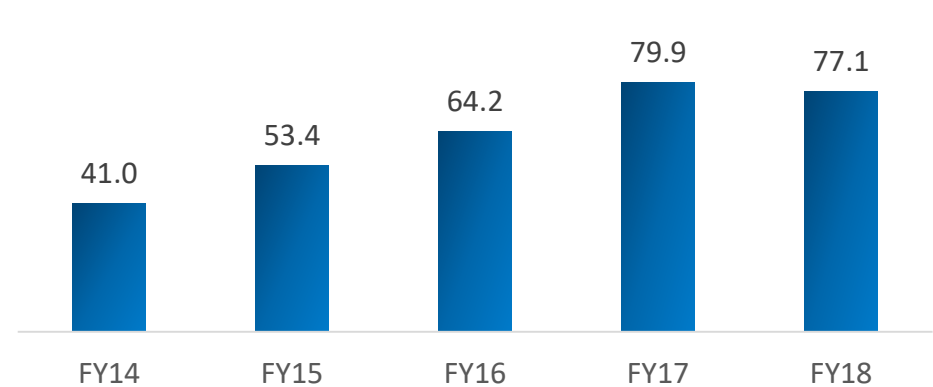
EBITDA (Rs. in crore)



PAT (Rs. in crore)

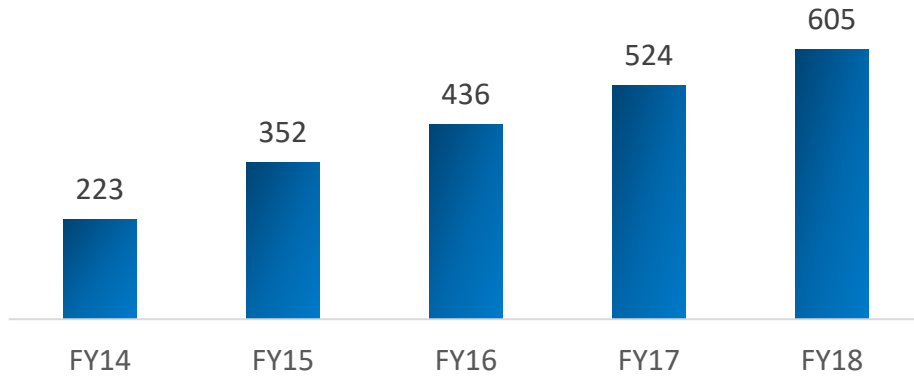


EPS (In Rs.)

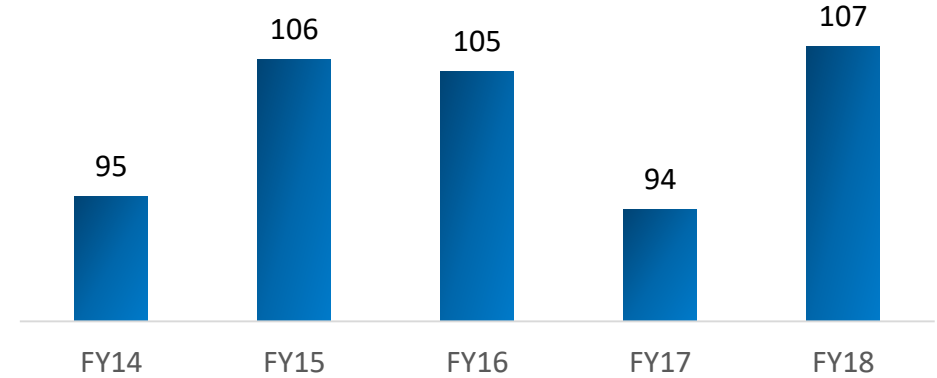


Financial Overview

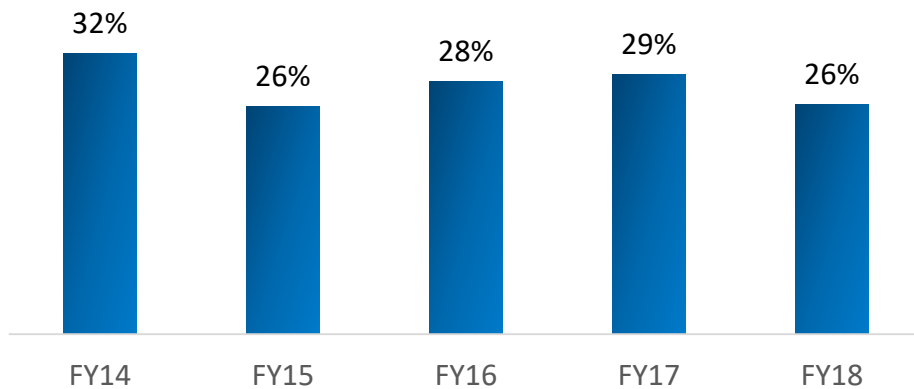
Networth (in crore)



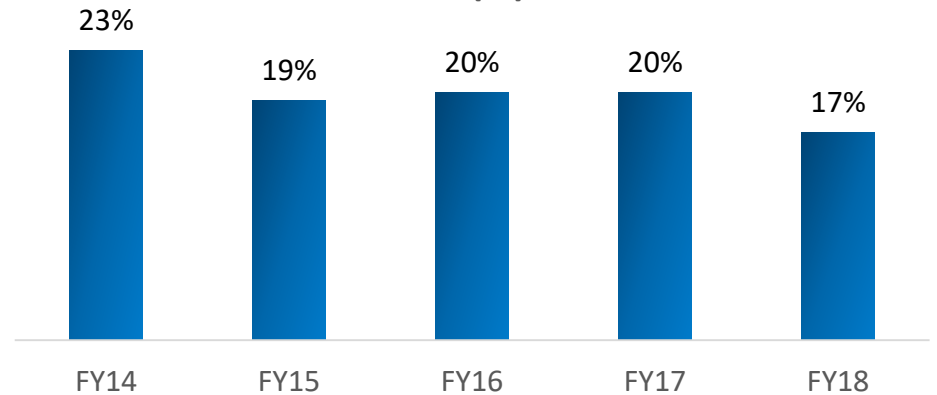
Working Capital Days (Net)



ROCE (%)



ROE (%)



Abridged P&L – Standalone – Period ending 31 Dec 2018 **CERA**

Particulars (Rs. crore)	Q3 FY18	Q3 FY19	Y-o-Y Shift	9M FY18	9M FY19	Y-o-Y Shift
Revenue from Operations	291	319	10%	832	931	12%
Other Income	2	4	113%	7	10	51%
Total Income From Operations (Net)	293	323	10%	838	941	12%
Total Expenditure						
Raw Material expenses (costs of material consumed)	136	150	11%	389	438	13%
Employee benefits expense	37	40	9%	102	118	15%
Other expenses	78	83	7%	220	248	12%
EBITDA (includes Other Income)	43	50	18%	126	137	8%
EBITDA margin (%)	14.6%	15.7%	110 bps	15.2%	14.7%	(49 bps)
Finance Costs	1	1	-48%	3	2	-47%
Depreciation and Amortization	5	6	3%	16	16	3%
PBT	36	44	22%	107	119	11%
Tax expense	13	15	21%	38	42	11%
PAT	23	28	23%	70	77	11%
PAT margin (%)	7.9%	8.8%	90 bps	8.3%	8.2%	(12bps)

Thank You

For further information, please contact:



Siddharth Patel



CERA Ltd.



Phone : +91 85111 02864 / 02764 243000



Email: siddharth@cera-india.com



Mayank Vaswani / Devrishi Singh



CDR, India



Phone : +91 22 6645 1230 / 1222



Email: mayank@cdr-india.com
devrishi@cdr-india.com