

TAMILNADU TELECOMMUNICATIONS LIMITED

No.16,1st Floor, Aziz Mulk, 3rd Street, Thousand Lights, Chennai 600 006
CIN:L32201TN1988PLC015705, Tel: 044 28292653, Email:ttlcosec@gmail.com, Website: www.ttlcofc.in

BALANCE SHEET

(Indian Rupees in Hundreds)

S.No	Particulars	Note No.	As at 30th June 2021	As at 31st March 2021
	ASSETS			
(1)	Non-current assets			
	(a) Property, plant and Equipment	2	821,078	827,882
	(b) Other non-current assets	3	1,835	1,835
	Sub Total - A		822,913	829,717
(2)	Current assets			
	(a) Inventories	4	107,822	107,822
	(b) Financial Assets			
	(i) Trade receivables	5	713,621	713,621
	(ii) Cash and cash equivalents	6	57,848	41,125
	(iii) Short term Loans	7	207	207
	(c) Other current assets	8	183,839	174,410
	Sub Total - B		1,063,336	1,037,185
	Total assets (A+B)		1,886,250	1,866,902
	EQUITY AND LIABILITIES			
(1)	EQUITY			
	(a) Equity Share capital	9	4,567,620	4,567,620
	(b) Other Equity	10	(17,506,097)	(17,231,666)
	Sub Total - A		(12,938,477)	(12,664,046)
(1)	LIABILITIES			
	Non-current Liabilities			
	(a) Financial Liabilities			
	(i) Long term Borrowings	11	1,165,730	1,165,730
	(b) Long Term Provisions	12	478,096	471,824
	Sub Total - B		1,643,826	1,637,554
(2)	Current Liabilities			
	(a) Financial Liabilities			
	(i) Short term Borrowings	13	1,817,023	1,730,970
	(ii) Trade Payables	14	6,228,476	6,227,964
	(iii) Other Financial liabilities	15	4,248,832	4,047,286
	(b) Other current liabilities	16	282,649	274,229
	(c) Short Term Provisions	17	603,921	612,945
	Sub Total - C		13,180,901	12,893,394
	Total Equity and Liabilities - (A+B+C)		1,886,250	1,866,902
	Statement of Significant Accounting Policies	1		
	Notes on Financial Statement	2-28		

As per our report of even date attached
For R Bupathy & Co.
Chartered Accountants
Firm Regn No. 000525S

For and on behalf of Board of Directors

CA V Thiagarajan
Partner
Membership No.

Sanjay Bharti Kumar
Managing Director

Kamendra Kumar
Chairman



Place :
Date :

J. Ramesh Kannan
GM (Finance)

Swapnil Gupta
Company Secretary

TAMILNADU TELECOMMUNICATIONS LIMITED

No.16,1 st Floor, Aziz Mulk, 3rd Street, Thousand Lights, Chennai 600 006
CIN:L32201TN1988PLC015705, Tel: 044 28292653, Email:ttlcosec@gmail.com, Website: www.ttlofc.in

STATEMENT OF PROFIT AND LOSS

(Indian Rupees in Hundreds)

S.no	Particulars	Note No.	For the quarter ended 30th June 2021	For the quarter ended 30th June 2020	For the quarter ended 31st Mar 2021	For the period ended 31st Mar 2021
I	Revenue from operations	18	-	(0)	-	-
II	Other income	19	483	474	3,856	6,539
III	Total Income (I+II)		483	474	3,856	6,539
IV	Expenses:					
	Cost of materials consumed	20	-	-	-	-
	Changes in inventories of finished goods, work-in-progress and Stock-in-Trade	21	-	-	-	-
	Excise Duty	18	-	-	-	-
	Employee benefits expense	22	56,802	43,992	(21,092)	110,630
	Finance Costs	23	202,129	209,707	196,914	808,873
	Depreciation and amortisation expense	24	6,803	7,303	12,875	34,815
	Other expenses	25	9,180	11,401	16,740	41,482
	Total expenses (IV)		274,914	272,403	205,437	995,800
V	Profit/(loss) before exceptional items and tax (III-IV)		(274,431)	(271,929)	(201,581)	(989,261)
VI	Exceptional items	26	-	-	-	-
VII	Profit/(loss) before tax (V-VI)		(274,431)	(271,929)	(201,581)	(989,261)
VIII	Tax expense:					
	(1) Current tax		-	-	-	-
	(2) Deferred tax		-	-	-	-
IX	Profit/(Loss) for the period (VII-VIII)		(274,431)	(271,929)	(201,581)	(989,261)
X	Other Comprehensive Income					
	A (i) Items that will not be reclassified to profit or loss	27	-	-	8,974	8,974
XI	Total Comprehensive Income for the period (IX+X)		(274,431)	(271,929)	(192,607)	(980,287)
XII	Earnings per equity share					
	(1) Basic		(0.60)	(0.60)	(0.44)	(2.17)
	(2) Diluted		(0.60)	(0.60)	(0.44)	(2.17)

As per our report of even date attached
For R Bupathy & Co.
Chartered Accountants
Firm Regn No. 000525S

For and on behalf of Board of Directors

CA V Thiagarajan
Partner
Membership No.

Sanjay Bharti Kumar
Managing Director

Kamendra Kumar
Chairman



J. Ramesh Kannan
GM (Finance)

Swapnil Gupta
Company Secretary

Place :
Date :

STATEMENT OF CASH FLOW

Accounting Policy:

The above Statement of Cash Flows has been prepared under the "Indirect Method" as set out in the Indian Accounting Standard - 7 on Statement of Cash Flows .

Amendment to Ind AS 7:

Effective April 1, 2017, the Company adopted the amendment to Ind AS 7, which require the entities to provide disclosures that enable users of financial statements to evaluate changes in liabilities arising from financing activities, including both changes arising from cash flows and non-cash changes, suggesting inclusion of a reconciliation between the opening and closing balances in the Balance Sheet for liabilities arising from financing activities, to meet the disclosure requirement. The adoption of the amendment did not have any material impact on the financial statements."

(Indian Rupees in Hundreds)

Description	For the period ended 30th June 2021	For the period ended 30th June 2020
Cash Flow from Operating Activities:		
Net Profit / (Loss) before tax	(274,431)	(271,929)
Adjustments for		
Add: - Depreciation	6,803	7,303
- Interest & Finance Charges	202,129	209,707
- Loss on sale of assets	-	-
- Exchange Rate Fluctuations - Loss / (Gain)	-	-
	(65,499)	(54,919)
Less:		
- Interest/Dividend Received	483	474
Operating Profit before Working Capital changes	(65,982)	(55,393)
Changes in assets and liabilities:		
- Trade Receivables	-	-
- Other Current receivables	(9,429)	(2,810)
- Inventories	0	377
- Other Non - current assets	(0)	-
- Trade Payables	512	604
- Other financial liabilities, other liabilities, borrowings and provisions	286,996	265,803
Cash generated from Operations	212,097	208,581
Income Tax	-	-
Cash Flow after tax before exceptional items	212,097	208,581
Exceptional items	-	-
Exchange Rate Fluctuations - (Loss) / Gain	-	-
Net Cash generated by Operating Activities- A	212,097	208,581
Cash Flow from Investing Activities:		
Purchase of Non-Current Assets	-	-
Sale of Fixed assets	-	-
Interest/Dividend Received	483	474
Net Cash from /(used) in Investment Activities -B	483	474
Cash Flow from Financing Activities:		
Increase / (Repayment) of Non Current Liabilities	6,271	24,815
Interest charges	(202,129)	(209,707)
Dividends Paid	-	-
Dividend Tax	-	-
Net Cash used in Financing Activities-C	(195,857)	(184,892)
Net (decrease)/Increase in Cash Equivalents (A+B+C)	16,723	24,163
Cash & Cash Equivalents at the beginning of the Period	41,125	39,989
Cash & Cash Equivalents at the end of the year	57,848	64,153

Notes:

- Cash and cash equivalents represents cash in hand and cash with scheduled banks.
- Figures for the previous year have been re-grouped wherever necessary.

As per our report of even date attached
 For R Bupathy & Co.
 Chartered Accountants
 Firm Regn No. 000525S

For and on behalf of Board of Directors

CA V Thiagarajan
 Partner
 Membership No.

Sanjay Bharti Kumar
 Managing Director

Kamendra Kumar
 Chairman



J. Ramesh Kannan
 GM (Finance)

Swapnil Gupta
 Company Secretary

Place :
 Date :

TAMILNADU TELECOMMUNICATIONS LIMITED

No.16,1st Floor, Aziz Mulk, 3rd Street, Thousand Lights, Chennai 600 006

CIN:L32201TN1988PLC015705, Tel: 044 28292653, Email:ttlcosec@gmail.com, Website: www.ttlofc.in

STATEMENT OF CHANGES IN EQUITY

(Indian Rupees in Hundreds)

A. Equity Share Capital

Balance at the beginning of the reporting period i.e. as at April 1, 2020	Changes in Equity Share Capital during the Year 2020-21	Balance as at Mar 31, 2021	Balance as at April 1, 2021	Changes in Equity Share Capital during the Year 2021-22	Balance as at June 30, 2021
4,567,620	-	4,567,620	4,567,620	-	4,567,620

(Indian Rupees in Hundreds)

B. Other Equity

Particulars	Reserves and surplus			Total
	Securities Premium Reserve	Capital Restructuring Reserve	Statement of Profit & Loss and Other Comprehensive Income	
Financial Year - 2020-21				
Balance as at April 1, 2020 (A)	98,400	979,711	(17,329,490)	(16,251,379)
Profit/(Loss) for the year	-	-	(989,261)	(989,261)
Add: Other Comprehensive income	-	-	8,974	8,974
Total comprehensive income for the year 2020-21 (B)	-	-	(980,287)	(980,287)
Balance as at Mar 31, 2020 (A)+(B)	98,400	979,711	(18,309,778)	(17,231,667)
Financial Year - 2021-22				
Balance as at April 1, 2021 (A)	98,400	979,711	(18,309,777)	(17,231,666)
Profit/(Loss) for the year	-	-	(274,431)	(274,431)
Add: Other Comprehensive income	-	-	-	-
Total comprehensive income for the year 2021-22 (B)	-	-	(274,431)	(274,431)
Balance as at June 30, 2021 (A)+(B)	98,400	979,711	(18,584,208)	(17,506,097)

As per our report of even date attached
For R Bupathy & Co.
Chartered Accountants
Firm Regn No. 000525S

For and on behalf of Board of Directors

CA V Thiagarajan
Partner
Membership No.

Sanjay Bharti Kumar
Managing Director

Kamendra Kumar
Chairman



J. Ramesh Kannan
GM (Finance)

Swapnil Gupta
Company Secretary

Place : Chennai
Date :

(Indian Rupees in Hundreds)

Note 2- Plant, Property and Equipment

Note 2A -Gross Carrying cost -Plant, Property and Equipment

Particulars	Gross block as at 1st April 2021	Additions	Disposals	Gross block as at 30th June 2021
Land -(Freehold)	420,136	-	-	420,136
Buildings	337,948	-	-	337,948
Plant and Equipment	3,206,616	-	-	3,206,616
Furniture and Fixtures	7,962	-	-	7,962
Vehicles	12,741	-	-	12,741
Office Equipment	4,584	-	-	4,584
Others				
EDP Equipments	5,318	-	-	5,318
Total	3,995,305	-	-	3,995,305
Previous Year	4,002,195	-	-	3,995,305

Note 2B -Accumulated Depreciation- Plant, Property and Equipment

Particulars	Balance as at 1st April 2021	Additions	Disposals	Balance as at 30th June 2021	Net Block as at 30th June 2021	Net Block as at 31st March 2021
Land -(Freehold)	-	-	-	-	420,136	420,136
Buildings	233152	2,454	-	235,606	102,342	104,796
Plant and Equipment	2905788	4,246	-	2,910,034	296,582	300,827
Furniture and Fixtures	7754	-	-	7,753	209	209
Vehicles	11361	66	-	11,428	1,314	1,380
Office Equipment	4285	37	-	4,322	262	299
Others						
EDP Equipment	5,084	-	-	5,084	234	234
Total	3,167,424	6,803	-	3,174,226	821,078	827,882
Previous Year	3,139,501	34,815	6,892	3,167,424	827,882	862,696

(Indian Rupees in Hundreds)

Note 3- Other non- current assets

Particulars	As at 30th June 2021	As at 31st March 2021
Unsecured considered Good Security Deposits	1,835	1,835
Total	1,835	1,835

Note 4- Inventories

Particulars	As at 30th June 2021	As at 31st March 2021
Inventories (*)		
(a) Raw-Materials	199,296	199,296
Less : Provision for redundancy	181,880	181,880
	17,416	17,416
(b) Work-in-Progress	204,807	204,807
Less : Provision for redundancy	114,401	114,401
	90,406	90,406
(c) Stores and Spares	14,876	14,876
Less : Provision for redundancy	14,876	14,876
	-	-
(d) Disposable Scrap	1,301	1,301
Less : Provision for redundancy	1,301	1,301
	-	(0)
Total	107,822	107,822

(*) Refer Significant accounting policies

Note 5- Trade Receivables

Particulars	As at 30th June 2021	As at 31st March 2021
Trade Receivables (*)		
Secured - Considered good	-	-
Unsecured - Considered good	713,621	713,621
	713,621	713,621
Doubtful(*)	897,258	897,258
Less: Provision for Doubtful Debts	897,258	897,258
	-	-
Total	713,621	713,621

(*) 1. Trade Receivables (Unsecured - Considered good) includes amounts receivable from TCIL(Related Party) amounting to Rs. 1,98,646/- (Previous Year - Rs. 1,98,646/-)

(*) 2. Trade Receivables (Doubtful) includes amounts receivable from TCIL(Related Party) amounting to Rs. 11,003/- (Previous Year - Rs. 11,003/-)

Note 6- Cash & Cash Equivalents

Particulars	As at 30th June 2021	As at 31st March 2021
Balances with Bank		
- Current Accounts	18,684	2791
- Margin money with Yes bank	39,144	38334
Cash-on-hand	-	-
Others - Imprest	20	-
Total	57,848	41,125

Note 7- Short- term Loans

Particulars	As at 30th June 2021	As at 31st March 2021
Unsecured Considered Good		
Employee advances	207	207
Total	207	207

Note 8- Other Current assets

Particulars	As at 30th June 2021	As at 31st March 2021
(a) Deposit against Sales tax case	75,000	75,000
(b) Government departments for excise duty & service tax	1,275	1,275
(c) Claims recoverable - Customs	-	-
(d) Tax deducted at source receivable	357	308
(e) Amount recoverable from vendors	41,537	40,750
(f) Claims recoverable for PF	-	-
(g) Prepaid Expenses - Unsecured, considered good	134	258
(h) Interest accrued on investment	-	-
(i) GST- Input tax receivable	65,394	56301
(j) Interest Receivable - Yes Bank	142	517
Total	183,839	174,410

Note 9- Equity Share Capital

Particulars	As at 30th June 2021	As at 31st March 2021
A) Authorised: 5,00,00,000 Equity Shares of Rs.10 each (previous year 5,00,00,000 Equity Shares of Rs.10 each)	5,000,000	5,000,000
B) Shares Issued, Subscribed & Fully paid up and Subscribed and not fully paid up		
Issued: 4,56,81,000 Equity Shares of Rs.10 each (previous year 4,56,81,000 Equity Shares of Rs.10 each)	4,568,100	4,568,100
Subscribed & Fully paid up: 4,56,71,400 Equity Shares of Rs.10 each (previous year 4,56,71,400 Equity Shares of Rs.10 each)	4,567,140	4,567,140
Subscribed & not fully paid up: 9,600 Equity Shares of Rs.10 each (previous year 9,600 Equity Shares of Rs.10 each)	960	960
Less: Allotment money unpaid -others - 9,600 Equity Shares of Rs. 5 each (previous year 9,600 Equity Shares of Rs. 5 each)	(480)	(480)
Subscribed & paid up	4,567,620	4,567,620
Par Value per share	10	10

C) Reconciliation of the Number of Shares Outstanding at the beginning and at the end of the Reporting period:

Particulars	As at 30th June 2021	As at 31st March 2021
Number of shares outstanding at the beginning of the reporting period	45,681,000	45,681,000
Number of shares outstanding at the end of the reporting period	45,681,000	45,681,000

D) Rights, preferences and restrictions attached to shares:

Equity Shares: The company has one class of equity shares having a par value of Rs 10 per share. Each shareholder is eligible for one vote per share held. The dividend proposed by the Board of Directors is subject to the approval of the shareholders in the Annual General Meeting, except in case of interim dividend. In the event of liquidation, the equity shareholders are eligible to receive the remaining assets of the Company in proportion to their shareholding after settlement of all Preferential amounts.

E) Shares held by Holding Company:(by virtue of Section 2(87) of the Companies Act, 2013)

Particulars	As at 30th June 2021	As at 31st March 2021
2,23,83,700 Equity Shares of Rs.10 each (49%) held by Telecommunications Consultants India Limited (One of the Promoters)	2,238,370	2,238,370

Details of Share holders holding more than 5% of shares:

Name of Share Holder	As at 30th June 2021	
	Number of shares held	Percentage of Holding (%)
(a) Telecommunications Consultants India Ltd (TCIL)	22,383,700	49.00
(b) Tamilnadu Industrial Development Corporation Ltd (TIDCO)	6,684,000	14.63
(c) State Bank of India (SBI)	4,247,500	9.30
(d) Fujikura Limited, Japan	3,280,000	7.18

Name of Share Holder	As at	
	Number of shares held	Percentage of Holding (%)
(a) Telecommunications Consultants India Ltd (TCIL)	22,383,700	49.00
(b) Tamilnadu Industrial Development Corporation Ltd (TIDCO)	6,684,000	14.63
(c) State Bank of India (SBI)	4,247,500	9.30
(d) Fujikura Limited, Japan	3,280,000	7.18

Note 10- Other equity

Particulars	As at 30th June 2021	As at 31st March 2021
(i) Other Reserves		
Securities Premium Reserve		
Opening Balance	98,400	98,400
Add: Securities Premium credited on Share Issue	-	-
Less: Issue of Bonus Shares	-	-
Closing Balance	98,400	98,400
Capital Restructuring Reserve		
Balance at the beginning of the year	979,711	979,711
Add: Additions / transfers during the year	-	-
Less: Utilisations / transfers during the year	-	-
Closing Balance	979,711	979,711
(ii) Retained earnings - Surplus in the statement of profit and Loss		
(c) Surplus in Statement of Profit and Loss	(18,309,777)	(17,329,490)
Add: Net Profit / (Net Loss) for the current year	(274,431)	(989,261)
Less: Appropriations / Allocations		
-Adjustments on account of IND AS		
i) Prior period expenses charged to the respective year	-	-
Add: Other Comprehensive income & Exceptional items	-	8,974
Closing Balance	(18,584,208)	(18,309,777)
TOTAL	(17,506,097)	(17,231,666)

(Indian Rupees in Hundreds)

Note 11- Long term Borrowings

Particulars	As at 30th June 2021	As at 31st March 2021
A.Secured Long Term Borrowings:		
Loans and Advances from Related Parties - (*)	1,165,730	1,165,730
Total	1,165,730	1,165,730

(*)

- 1.Consists of Bridge loan from TCIL Rs.11,65,730(Previous year - Rs. 11,65,730).
2. Bridge loan is short term loan provided by TCIL as per the Sanctioned Scheme of Erstwhile BIFR which has to be repaid by arrangement through banks as early as possible. The rate of interest is SBI Base rate + 2.5% p.a
3. Considering the present inability of the company to repay its debts, the Bridge loan is treated as Long Term borrowings in the books of the company.
4. Secured against all the fixed assets as well as current assets of the Company as at present existing and to be acquired in future.

Note 12- Long term Provisions

Particulars	As at 30th June 2021	As at 31st March 2021
A.Provision for Employee benefits		
Gratuity	398,007	394549
Leave Encashment	80,088	77276
Total	478,096	471,824

Note 13- Short Term Borrowings

Particulars	As at 30th June 2021	As at 31st March 2021
A.Secured		
Loans and Advances from Related Parties - (*)	1,817,023	1730970
Total	1,817,023	1,730,970

(*)

1. Consist of Working Capital support from TCIL of Rs. 18,17,023 (Previous year - Rs. 17,30,970)
2. Working capital support provided by TCIL are being adjusted against the realisation on revolving basis. The rate of interest is SBI Base rate + 2.5% p.a
3. Secured against all the fixed assets as well as current assets of the Company as at present existing and to be acquired in future.

Note 14- Trade Payables

Particulars	As at 30th June 2021	As at 31st March 2021
Trade Payables (*)		
Secured	5,887,329	5886816
Unsecured	341,147	341147
Total	6,228,476	6,227,964

(*)

1. Secured Payables of Rs. 58,87,329 (Previous year - Rs. 58,86,816) comprises of dues to TCIL towards raw material support. The rate of interest is SBI Base rate + 2.5% p.a
2. Secured against all the fixed assets as well as current assets of the Company as at present existing and to be acquired in future.

Note 15- Other Current Financial Liabilities

Particulars	As at 30th June 2021	As at 31st March 2021
Unsecured		
Dues to Related parties (*)	198,071	198071
Interest accrued and due on borrowings from TCIL (Dues to Related Party)**)	4,036,901	3835356
Others : Earnest Money Deposits, Security Deposits	13,859	13859
Total	4,248,832	4,047,286

(*) Consists of Royalty & Technical Know how fee payable to Fujikura Limited, Japan

(**) Interest accrued and due on borrowings from TCIL includes interest outstanding on all borrowings(Bridge Loan, Working Capital Support and Raw material support)from TCIL

Note 16- Other Current Liabilities

Particulars	As at 30th June 2021	As at 31st March 2021
Statutory dues payable	230,847	231064
Interest accrued and due on borrowings		
Others	51,802	43,164
Total	282,649	274,229

Note 17- Short term Provisions

Particulars	As at 30th June 2021	As at 31st March 2021
Provision for employee benefits		
Gratuity	35,166	35166
Leave encashment	21,700	21700
Providend Fund	77,569	77569
Others	385,764	394788
Provisions for Warranty	7,308	7308
Provision for Onerous Loss	30,580	30580
Provision for Sales Tax Demand	45,835	45835
Total	603,921	612,945

Notes to Statement of Profit and Loss

(Rupees in Hundreds)

Note 18- Revenue from operations

Particulars	For the quarter ended 30th June 2021	For the quarter ended 30th June 2020	For the quarter ended 31st Mar 2021	For the period ended 31st Dec 2020	For the year ended 31st March 2021
(a) Sale of Products - Sale of cables - domestic	-	-	-	-	-
(b) Other Operating Revenues - Sale of scrap	-	-	-	-	-
Less: Excise Duties	-	-	-	-	-
Total	-	-	-	-	-

Note 19- Other Income

Particulars	For the quarter ended 30th June 2021	For the quarter ended 30th June 2020	For the quarter ended 31st Mar 2021	For the period ended 31st Dec 2020	For the year ended 31st March 2021
Interest Income	483	474	571	1,822	2,393
Amount written back	-	-	-	861	861
Net Gain on foreign exchange	-	-	3,285	-	3,285
Miscellaneous Income	-	-	-	-	-
Total	483	474	3,856	2,683	6,539

Note 20- Cost of materials consumed

Particulars	For the quarter ended 30th June 2021	For the quarter ended 30th June 2020	For the quarter ended 31st Mar 2021	For the period ended 31st Dec 2020	For the year ended 31st March 2021
Raw Material consumption					
Opening stock	215,473	215,473	215,473	215,473	215,473
Add: Purchases	-	0	-	-	-
Add: Direct Expenses	-	0	-	-	-
Less: Closing stock	215,473	215,473	215,473	215,473	215,473
Total	-	-	0	-	-

Note 21- Changes in inventories of finished goods, Stock-in-Trade and work-in-progress

Particulars	For the quarter ended 30th June 2021	For the quarter ended 30th June 2020	For the quarter ended 31st Mar 2021	For the period ended 31st Dec 2020	For the year ended 31st March 2021
(a) Opening Stock - Work in Progress	204,807	204,807	204,807	204,807	204,807
(b) Closing Stock - Work in Progress	204,807	204,807	204,807	204,807	204,807
Decrease / (Increase) in inventories of finished goods, work-in-progress and stock-in-trade	-	-	-	-	(0)

Note 22- Employee benefits expense

Particulars	For the quarter ended 30th June 2021	For the quarter ended 30th June 2020	For the quarter ended 31st Mar 2021	For the period ended 31st Dec 2020	For the year ended 31st March 2021
(a) Salaries and Wages	50,520	19,083	19,302	57,168	76,469
(b) Contribution to Provident & Other Funds	6,271	24,815	(40,386)	74,446	34,060
(c) Staff Welfare expenses	11	94	(7)	109	101
(d) Leave Encashment	-	-	-	-	-
(f) Gratuity	-	-	-	-	-
Total	56,802	43,992	(21,092)	131,722	110,630

Note 23- Finance costs

Particulars	For the quarter ended 30th June 2021	For the quarter ended 30th June 2020	For the quarter ended 31st Mar 2021	For the period ended 31st Dec 2020	For the year ended 31st March 2021
(a) Interest Expense					
- Interest on term loans - Bridge loan from TCIL	28,824	30,450	28,239	88,557	116,797
(b) Other borrowing Costs					
- On Raw materials / working capital support by TCIL	172,722	178,745	168,146	521,852	689,998
(c) Bank Charges	583	512	529	1,550	2,079
Total	202,129	209,707	196,914	611,960	808,873

Note 24- Depreciation and amortization expense

Particulars	For the quarter ended 30th June 2021	For the quarter ended 30th June 2020	For the quarter ended 31st Mar 2021	For the period ended 31st Dec 2020	For the year ended 31st March 2021
Depreciation	6,803	7,303	12,875	21,940	34,815
Total	6,803	7,303	12,875	21,940	34,815

Note 25- Other expenses

Particulars	For the quarter ended 30th June 2021	For the quarter ended 30th June 2020	For the quarter ended 31st Mar 2021	For the period ended 31st Dec 2020	For the year ended 31st March 2021
(a) Consumption of Stores & Spares	-	0	-	-	-
(b) Power & Fuel	6	1043	(3,097)	3,140	44
(c) Rent	276	276	276	828	1,104
(d) Repairs to Building	-	0	-	-	-
(e) Repairs to Machinery	-	0	-	-	-
(f) Insurance	124	90	7	431	438
(g) Rates & Taxes (excluding income tax)	-	0	5374	3,686	9,060
(h) Miscellaneous Expenditure	-	0	-	-	-
- Printing & Stationery	30	0	21	131	152
- Postal & Telecommunications	26	15	15	34	49
- Travelling & conveyance	-	0	6	28	34
- Repairs & Maintenance - Others	-	0	44	6	50
- Machinery Hiring Charges	-	0	-	-	-
- Advertisement other than publicity	88	0	88	42	130
- Upkeep charges	521	2060	1078	4,985	6063
- Professional and Consultancy Charges	50	94	1628	253	1881
- Security Charges	637	0	-	-	-
- Product Type Approval Charges	-	0	-	-	-
- Entertainment & Business Promotion Expenses	4	0	-	-	-
- AGM expenses - printing, postage, auditorium rent etc.,	-	0	(300)	893	593
- Staff Training Expenses	-	0	-	-	-
- Listing fee to Stock Exchanges	5,400	5400	-	6,624	6624
- PF administration and inspection charges(contract employee)	-	0	-	-	-
- Freight & insurance charges	-	0	-	-	-
- Selling Expenses	-	0	-	-	-
- Board Meeting Expenses travelling	-	0	-	-	-
- Annual Custodial fee to Depositories	1,548	1577	-	1,571	1571
- Loss on slow moving stock	-	377	-	377	377
- Other miscellaneous expenses	69	69	11350	513	11,863
- Onerous Loss	-	0	-	-	-
- Baddebts /LD	-	0	-	-	-
(f) Net loss on foreign currency transaction and translation	-	0	-	-	-
(j) Payment to Auditors	-	0	-	-	-
- As Auditor (Excluding GST)	250	250	250	750	1,000
- For other services	150	150	-	450	450
(k) Loss on sale of Fixed Assets	-	0	-	-	-
(l) Provision for Sales Tax Demand	-	0	-	-	-
(m) Provision for Doubtful Debts/Advances	-	0	-	-	-
Total	9,180	11,401	16,740	24,742	41,482

Note 26- Exceptional Item

Particulars	For the quarter ended 30th June 2021	For the quarter ended 30th June 2020	For the quarter ended 31st Mar 2021	For the period ended 31st Dec 2020	For the year ended 31st March 2021
(a) Prior period expenses:	0	-	-	-	-
Less: transferred to previous years	0	-	-	-	-
(b) Disallowance in Insurance claim	0	-	-	-	-
(a) Loss on sale of Fixed Assets	-	-	-	-	-
Total	-	-	-	-	-

Other Comprehensive Income

Note 27- Items that will not be reclassified to profit or loss

Particulars	For the quarter ended 30th June 2021	For the quarter ended 30th June 2020	For the quarter ended 31st Mar 2021	For the period ended 31st Dec 2020	For the year ended 31st March 2021
(a) Gratuity	-	-	8974	-	8974
	-	-	-	-	-
Total	-	-	8,974	-	8,974

TAMILNADU TELECOMMUNICATIONS LIMITED

No.16, I st Floor, Aziz Mulk, 3rd Street, Thousand Lights, Chennai 600 006
CIN:L32201TN1988PLCO15705, Tel: 044 28292653, Email:ttlcosec@gmail.com, Website: www.ttlcofc.in

STATEMENT OF CASH FLOW

Accounting Policy:

The above Statement of Cash Flows has been prepared under the "Indirect Method" as set out in the Indian Accounting Standard - 7 on Statement of Cash Flows .

Amendment to Ind AS 7:

Effective April 1, 2017, the Company adopted the amendment to Ind AS 7, which require the entities to provide disclosures that enable users of financial statements to evaluate changes in liabilities arising from financing activities, including both changes arising from cash flows and non-cash changes, suggesting inclusion of a reconciliation between the opening and closing balances in the Balance Sheet for liabilities arising from financing activities, to meet the disclosure requirement. The adoption of the amendment did not have any material impact on the financial statements."


(Indian Rupees in Hundreds)

Description	For the period ended 30th June 2021	For the period ended 30th June 2020
Cash Flow from Operating Activities:		
Net Profit / (Loss) before tax	(274,431)	(271,929)
Adjustments for		
Add: - Depreciation	6,803	7,303
- Interest & Finance Charges	202,129	209,707
- Loss on sale of assets	-	-
- Exchange Rate Fluctuations - Loss / (Gain)	-	-
	(65,499)	(54,919)
Less:		
- Interest/Dividend Received	483	474
Operating Profit before Working Capital changes	(65,982)	(55,393)
Changes in assets and liabilities:		
- Trade Receivables	-	-
- Other Current receivables	(9,429)	(2,810)
- Inventories	0	377
- Other Non - current assets	(0)	-
- Trade Payables	512	604
- Other financial liabilities, other liabilities, borrowings and provisions	286,996	265,803
Cash generated from Operations	212,097	208,581
Income Tax	-	-
Cash Flow after tax before exceptional items	212,097	208,581
Exceptional items	-	-
Exchange Rate Fluctuations - (Loss) / Gain	-	-
Net Cash generated by Operating Activities- A	212,097	208,581
Cash Flow from Investing Activities:		
Purchase of Non-Current Assets	-	-
Sale of Fixed assets	-	-
Interest/Dividend Received	483	474
Net Cash from /(used) in Investment Activities -B	483	474
Cash Flow from Financing Activities:		
Increase / (Repayment) of Non Current Liabilities	6,271	24,815
Interest charges	(202,129)	(209,707)
Dividends Paid	-	-
Dividend Tax	-	-
Net Cash used in Financing Activities-C	(195,857)	(184,892)
Net (decrease)/Increase in Cash Equivalents (A+B+C)	16,723	24,163
Cash & Cash Equivalents at the beginning of the Period	41,125	39,989
Cash & Cash Equivalents at the end of the year	57,848	64,153

Notes:

- Cash and cash equivalents represents cash in hand and cash with scheduled banks.
- Figures for the previous year have been re-grouped wherever necessary.

J. Ramesh Kannan
(J.Ramesh Kannan)
CFO



Partners :

CA. R. BUPATHY, B.Com., FCA
CA. V. THIAGARAJAN, B.Com., FCA
CA. D. PURUSHOTHAMAN, B.Com., FCA., DISA (ICAI)
CA. T. THULASIMALA, B.Com., FCA
CA. T. SANGEETH, B.Com., FCA
CA. K. SMARTIN SIMON, B.Com., MBA., ACA
CA. N. MOHAMMED SHAREEF, B.COM., ACA



R. BUPATHY & CO.,

CHARTERED ACCOUNTANTS
'VIBGYOR', FIRST FLOOR,
139, KODAMBAKKAM HIGH ROAD,
NUNGAMBAKKAM, CHENNAI - 600 034.
☎ : 91-44-28278300 / 28277590
91-44-28242302
E-mail : clientsupport@rbco1976.com
partners@rbco1976.com

Registered Network, Dubai - SPA Auditing & Affiliates - (ICAI Ref : NRN/S/15)
☎ : 00971 (0) 42349617 E-mail : sg@spaauditing.com

LIMITED REVIEW REPORT FOR THE QUARTER ENDED 30TH June 2021

To
The Board of Directors,
Tamilnadu Telecommunications Limited,
Chennai.

1. We have reviewed the accompanying statement of the unaudited financial results of TAMILNADU TELECOMMUNICATIONS LIMITED, (the "Company") for the Quarter ended 30th June, 2021 (the "Statement") prepared by the Company pursuant to the requirement of Regulation 33 of SEBI (Listing Obligations and Disclosure Requirements) Regulations, 2015 read with SEBI Circular No. CIR/CFD/CMD/180/2019 dated July 19, 2019.
2. This statement which is the responsibility of the Company's Management and approved by the Board of Directors, has been prepared in accordance with the recognition and measurement principles laid down in the Indian Accounting Standard 34 "Interim Financial Reporting" ("Ind AS 34"), prescribed under Section 133 of the Companies Act, 2013 read with relevant rules issued thereafter and other accounting principles generally accepted in India. Our responsibility is to issue a report on the Statement based on our review.
3. We conducted our review in accordance with the Standard on Review Engagement (SRE) 2410, "Review of Interim Financial Information Performed by the Independent Auditor of the Entity" issued by the Institute of Chartered Accountants of India. This standard requires that we plan and perform the review to obtain moderate assurance as to whether the financial statements are free of material misstatement. A review is limited primarily to inquires of company personnel and analytical procedures applied to financial data and thus provide less assurance than an audit. We have not performed an audit and accordingly we do not express an audit opinion.



4. Basis for Adverse Conclusion:

- a. The Company's financial statements have been prepared using the going concern assumption of accounting. However, the Company's accumulated losses of Rs.1,750,609,708/- has eroded the Net Worth of the Company, indicating the existence of material uncertainty that may cast a doubt about the Company's ability to continue as a Going Concern. The Company has not operated its factory since 2017 and NO sales effected for more than two years. It is also pertinent to note that power connections in the factory are disabled. Further, as represented by the company, the machineries would involve major overhauling cost to resume operations and the company is also unable to obtain support for supply of major raw material required for manufacture from its supplier. Also, the company has not bagged any new orders to substantiate the going concern assumption.

As per Standard on Auditing (SA) 570, "If the financial statements have been prepared using the going concern basis of accounting but, in the auditor's judgment, management's use of the going concern basis of accounting in the financial statements is inappropriate, the requirement in paragraph 21 for the auditor to express an adverse opinion applies regardless of whether or not the financial statements include disclosure of the inappropriateness of management's use of the going concern basis of accounting."

Hence, considering the cumulative effect of the factors detailed in the above paragraph in the revival of the company, we conclude that the Going Concern assumption of the management in preparation of financial statements is inappropriate.

- b. The Company has not recognized the following financial liability/asset at fair value in terms of Ind AS 109.
- i. Amounts due to M/s Fujikura Limited amounting to Rs. 1,98,07,090/
 - ii. Trade Receivables (considered good) amounting to Rs. 7,13,62,110/-
 - iii. Unsecured Trade Payables amounting to Rs. 3,41,14,712/-

5. Adverse Conclusion:

Based on our review conducted as stated in Para 3 hereinabove, because of the significant matters discussed in para 4 hereinabove, we believe that the accompanying Statement of unaudited financial results read with notes thereon is not prepared in all material aspects, in conformity with the Indian Accounting Standards specified under Section 133 of the Companies Act, 2013 read with rule 7 of the Companies (Accounts) Rules 2014 and other recognized accounting practices and policies generally accepted in India and The company has not disclosed the information required to be disclosed in terms of Regulation 33 of the SEBI (Listing Obligations and Disclosure Requirements) Regulations, 2015 read with SEBI Circular No. CIR/CFD/CMD/180/2019 dated July 19, 2019. including the manner in which it is to be disclosed, or that it contains any material misstatement.

6. Emphasis of Matter:

- a) We draw attention to Note No. 8 of the notes to Statement of unaudited financial results and Statement of assets and liabilities which states the reason for non-recognition of amounts due to the holding Company viz., Telecommunications Consultants India Limited amounting to Rs.129,06,98,352/- at Fair Value in accordance with Ind AS 109. Our conclusion is not modified in respect of this matter.



- b) Attention is invited to Note No. 9 of the notes to Statement of unaudited financial results and Statement of assets and liabilities, which states that the balances carried in the debtors, creditors, advances & deposits payable / recoverable are subject to confirmation from all parties (other than Telecommunications Consultants India Limited). The impact if any, on financial results is not ascertainable and Our conclusion is not modified in this respect.
- c) Attention invited to Note No.6 that the company has not carried out actuarial valuation as of 30th June, 2021, relating to Gratuity and leave encashment benefits in terms of Ind AS 19 impacting total comprehensive income attributable to equity shareholders. Our conclusion is not modified in respect of this matter.
- d) The Company has not received information from vendors regarding their status under the Micro, Small and Medium Enterprises Development Act, 2006. Hence the disclosure relating to amounts unpaid as at the quarter end together with interest paid / payable under this Act could not be ascertained. Our opinion is not modified in this respect.

For R.Bupathy & Co.,
Chartered Accountants
FRN: 0005255



V. Thiagarajan

CA. V. Thiagarajan
Partner
ICAI Membership No.203328

Place: Chennai
Date: 13.08.2021

UDIN: 21203328AAAAED1070

TAMILNADU TELECOMMUNICATIONS LIMITED

(A Joint Venture of TCIL, Govt. of India Enterprise & TIDCO, Govt. of Tamilnadu Enterprise)

Regd. Office: No. 16, 1st Floor, Aziz Mulk 3rd Street, Thousand Lights, Chennai - 600 006

CIN : L32201TN1988PLC015705, TEL : 044 28292653, email : ttlosec@gmail.com, website : www.ttlofc.in

(Indian Rupees in hundreds)

STATEMENT OF UNAUDITED FINANCIAL RESULTS FOR THE QUARTER ENDED 30TH JUNE 2021


Particulars	For the Quarter Ended			Year Ended
	June 30,2021	June 30,2020	March 31,2021	March 31,2021
(Refer Notes Below)	Unaudited	Unaudited	Unaudited	Audited
(I) Revenue from Operations	-	-	-	-
(II) Other Income	483	474	3,856	6,539
(III) Total income (i+ii)	483	474	3,856	6,539
(IV). Expenses				
(a) Cost of Materials consumed	-	-	-	-
(b) Excise Duty	-	-	-	-
(c) Changes in inventories of finished goods, work-in-progress and stock- in-trade	-	-	-	-
(d) Employee benefits expense	56,802	43,992	(21,092)	110,630
(e) Finance Cost	202,129	209,707	196,914	808,873
(f) Depreciation and amortisation expense	6,803	7,303	12,875	34,815
(g) Other expenses	9,180	11,401	16,740	41,482
Total Expenses(IV)	274,914	272,403	205,437	995,800
(V). Profit / (Loss) before exceptional items and Tax ((III-IV)	(274,431)	(271,929)	(201,581)	(989,261)
(VI). Exceptional Items	-	-	-	-
(VII) Profit / (Loss) before tax (V-VI)	(274,431)	(271,929)	(201,581)	(989,261)
(VIII). Tax expense				
Current Tax	-	-	-	-
Deferred Tax	-	-	-	-
(IX) Net Profit / (Loss) for the period from Continuing Operation after tax (VII-VIII)	(274,431)	(271,929)	(201,581)	(989,261)
(X) Profit / (Loss) from discontinued operations before tax	-	-	-	-
(XI) Tax Expense of discontinued operations	-	-	-	-
(XII) Profit / (Loss) from discontinued operations after tax (X-XI)	-	-	-	-
(XIII). Profit / (Loss) for the period	(274,431)	(271,929)	(201,581)	(989,261)
(XIV). Other Comprehensive Income	-	-	8,974	8,974
(XV) Total Comprehensive Income for the period [(XIII-XIV) Comprising profit/(Loss) from ordinary activities after tax and Other Comprehensive Income for the period]	(274,431)	(271,929)	(192,607)	(980,287)
(XVI). Paid-up equity share capital (Face Value of Rs 10. Each)	4,567,620	4,567,620	4,567,620	4,567,620
(XVII) Reserves excluding revaluation reserves as per Balance Sheet of previous accounting year	(17,506,097)	(16,523,308)	(17,231,666)	(17,231,666)
(XVIII) Earnings Per Equity Share (for Continuing Operation) (of Rs 10/- each) (not annualised):				
(a) Basic	(0.60)	(0.60)	(0.44)	(2.17)
(b) Diluted	(0.60)	(0.60)	(0.44)	(2.17)



M.M. Nagar

Notes to Published Results:

- 1) The IND AS compliant interim unaudited stand alone financial statements for the three months period ended 30th June 2021 have been prepared in accordance with the regulations and measurement principles laid down in Ind AS - 34 "Interim Financial Reporting" prescribed as per section 133 of the Companies Act 2013 read with relevant rules issued there under and other accounting principles generally accepted in India. The management have exercised necessary due diligence and ensured that the aforesaid statement provide a true and fair view of its affairs in accordance with the Companies (Indian Accounting Standards) Rules 2015.
- 2) The above results have been reviewed and approved by the Board of Directors at its meeting held on xxxth August 2021
- 3) The accumulated losses of the Company, Rs. 1,750,609,708/- as of 30th June 2021 had exceeded the net worth of the Company. The net worth of the Company as of 30th June 2021 is negative at Rs. 1,293,847,709/-.
- 4) The accumulated losses of the company had exceeded its net worth again during 2011-12. The Erstwhile BIFR has already approved a Sanctioned Scheme for the Company during 2010-11 and the Company is under re-habilitation period and is being monitored by it through the Monitoring Agency. Lack of executable orders and dull phase of Optical Fiber Cable (OFC) market from 2010-11 onwards is the main reason for such performance since then. The requirement of OFC in the country is huge; however, the delay is due to various procedural issues in execution of big projects by Govt. clients. As such the company is hopeful of improving its order book position. Considering this and anticipating financial support from its Holding Company TCIL, Govt of India's Department of Telecommunications etc, the accounts have been prepared on "Going Concern basis" for the present.
- 5) Same accounting policies as that of last financial year are followed in the current quarter.
- 6) Provision for Employee Benefits have been made on estimated basis.
- 7) During the year the Company has not accounted / taken the credit / charge for the deferred tax assets / liabilities. The excess of timing difference over the deferred tax liability has been ignored for want of reasonable certainty of the Company making taxable income in the near future. Similarly, for the same reason, certain other provisions made in the earlier years have been ignored for creation of deferred tax asset. The accumulated losses and carried forward depreciation under the tax laws have been ignored for creating the deferred tax asset considering that there is no reasonable certainty of the Company making taxable income in the future.
- 8) In view of the commitment by the company to pay Telecommunications Consultants India Limited (the holding company) on demand basis, the company has taken a conservative approach to reflect the amount due of Rs.129,06,98,352/- at book value and not at fair value. Further since the aforesaid financial liabilities are current in nature there would only be an immaterial finance cost/income involved, on account of restatement of the balances to fair value.
- 9) The balances of debtors, creditors, advances and deposits payables/recoverables (other than Telecommunications Consultants India Limited (TCIL)) as on 30th June 2021 are subject to confirmation.
- 10) No provision is made for one long pending debtor amounting to Rs. 33,950,521/- in view of the arbitration proceeding completed against the Purchaser for which Award is received in favour of the Company but has been challenged by the Purchaser in the Court. The Court has remitted back to the Arbitrator for issuing speaking orders which has also been awarded in favour of the Company. The Purchaser has again appealed in the Court.
- 11) No provision is made for Rs. 1,339,656/- due from RailTel which was under Arbitration. In the Arbitration award, six claims were in favour of the Company and one against the Company. Company has appealed against the award in Delhi High court and the proceedings are in progress.
- 12) Depreciation has been provided as per the requirement of Part C of Schedule II to the Companies Act, 2013.



J. Srinivasan

13) Contingent Liabilities

a) Commercial Tax Department had demanded a sum of Rs.1,86,08,794/- as Additional Sales Tax in respect of Financial Year 2000-2001 and 2001-2002 (up to November 2001). The company has obtained a Stay from Madras High Court against the collection of above demand by depositing a sum of Rs. 75,00,000 with Commercial Tax Department as directed by the High Court while granting the stay. As the demand is disputed, the same is not provided for in the accounts. The case came up for hearing during November, 2011 and directions were issued to post the case along with the writ appeal before the Bench in another similar case where the judgment is in favour of the assessee. The writ petitions were heard by High Court, Madras, on 02-09-2015 and on 09-09-2015. On hearing the argument single Judge of High court Madras reserved the judgement. Orders are still not given by the Court.

b) The Sales Tax department has demanded a sum of Rs. 2,295,000/- during the financial year 2006-07 for non-submission of "C" Forms from BSNL / MTNL pertaining to AY 2001-02, 2002-03 and 2003-04. The Government has exempted "C" forms in respect of inter-state sales to BSNL / MTNL. The company has represented to the Department and also referred the matter to BSNL / MTNL. Next hearing date is not yet fixed.

c) The Customs Authority has demanded an amount of Rs. 10,206,795/- towards difference in classification of Optical Fibre during the year 2006-07. However, the order of the Commissioner of Customs has come in favour of the Company during the year 2009-10 dropping the proceedings. Department has gone for appeal against the order. The company has filed the Counter. The Tribunal vide its Final Order dated 19/12/2017 remanded the matter back to the Commissioner for fresh decision after the outcome of the case pending in Supreme Court on the issue of jurisdiction of DRI to issue the notice. As such, the issue has to be argued and decided afresh.


d) There is a demand from IT department for Rs. 17,74,729/- towards short deduction of TDS against interest payable to TCIL. We have represented the case with IT Department.

e) Total penalty amounting to Rs. 47,76,640/- is levied by the BSE and NSE stock exchanges pursuant to non-compliance with SEBI(Listing Obligations & Disclosure Requirements) during the year 2018-19 and Rs.38,37,360/- during the year 2019-20. The Company has made written representation to the Stock exchanges for waiver of this penalties.

14) Previous period's amounts are regrouped and rearranged to conform to the current period's classification.

15) The financial results have been reviewed by the Statutory Auditors as required under Regulation 33 of SEBI(Listing Obligations and Disclosure Requirements) Regulations, 2015 and adverse conclusion has been given in their Limited review report on the unaudited financial results for the Quarter ended June 30,2021 in respect of the following matters:

a) The Company's financial statements have been prepared using the going concern assumption of accounting. However, the Company's accumulated losses of Rs. 1,750,609,708/- has eroded the Net Worth of the Company, indicating the existence of material uncertainty that may cast a doubt about the Company's ability to continue as a Going Concern. The Company has not operated its factory since August 2017 and NO sales effected for more than two years. It is also pertinent to note that power connections in the factory are disabled. Further, as represented by the company, the machineries would involve major overhauling cost to resume operations and the company is also unable to obtain support for supply of major raw material required for manufacture from its supplier. Also, the company has not bagged any new orders to substantiate the going concern assumption.



J. Ramakrishnan

As per Standard on Auditing (SA) 570, "If the financial statements have been prepared using the going concern basis of accounting but, in the auditor's judgment, management's use of the going concern basis of accounting in the financial statements is inappropriate, the requirement in paragraph 21 for the auditor to express an adverse opinion applies regardless of whether or not the financial statements include disclosure of the inappropriateness of management's use of the going concern basis of accounting."

Hence, considering the cumulative effect of the factors detailed in the above paragraph in the revival of the company, the auditors have concluded that the Going Concern assumption of the management in preparation of financial statements is inappropriate.

b) The Company has not recognized the following financial liability/asset at fair value in terms of Ind AS 109 and impact of the same on the financial Statements is not ascertainable.

- i. Amount due to Fujikura Ltd amounting to Rs.1,98,07,090/- and
- ii. Trade receivables (considered good) amounting to Rs.7,13,62,110/-
- iii. Unsecured Trade Payables amounting to Rs. 3,41,14,712/-

16) The Auditors have drawn attention to the following matters in their Limited review report for the quarter ended 30th June 2021.

a) Note No. 8 of the notes to Statement of unaudited financial results and Statement of assets and liabilities which states the reason for non-recognition of amounts due to the holding Company viz., Telecommunications Consultants India Limited amounting to Rs. Rs.129,06,98,352/- at Fair Value in accordance with IndAS 109.

b) Note No. 9 of the notes to Statement of unaudited financial results and Statement of assets and liabilities, which states that the balances carried in the debtors, creditors, advances & deposits payable / recoverable are subject to confirmation from all parties (other than Telecommunications Consultants India Limited).

c) The company has not carried out actuarial valuation as of 30th June 2021, relating to Gratuity and leave encashment benefits in terms of Ind AS 19 impacting total comprehensive income attributable to equity shareholders.

d) The Company has not received information from vendors regarding their status under the Micro, Small and Medium Enterprises Development Act, 2006. Hence the disclosure relating to amounts unpaid as at the quarter end together with interest paid / payable under this Act could not be ascertained.

17) Revival of TTL

(a) Renowned Consultant has been appointed on 28th July 2021 to give report on monetisation of factory and vacant land for implementation of their suggestion for revival of the company.

(b) Diversification of business is being explored to sustain in the competitive cable industry.

(c) Preferential orders from Tamil Nadu Fibrenet Corporation (TANFINET), State PSU, for supplying Optical Fiber Cable in Tamilnadu (for implementation of Bharatnet project in Tamilnadu) is being pursued from State Govt. Of Tamilnadu through TIDCO

(d) Business partners are being explored / contracted for fresh investment in the company for revival of the factory and in the new areas of business.



J. Ramesh Kannan
(J. Ramesh Kannan)
CFO

TAMILNADU TELECOMMUNICATIONS LIMITED

(A Joint Venture of TCIL, Govt.of India Enterprise & TIDCO, Govt.of Tamilnadu Enterprise)

Regd.Office: No.16, 1st Floor, Aziz Mulk 3rd Street,Thousand Lights, Chennai - 600 006

CIN : L32201TN1988PLC015705, TEL : 044 28292653, email : ttlcosec@gmail.com, website : www.ttlcofc.in

STATEMENT OF ASSETS AND LIABILITES

(Indian Rupees in Hundreds)

Particulars	As at	
	30-Jun-21	31-Mar-21
ASSETS		
1 NON CURRENT ASSETS		
(a) Property ,Plant and Equipment	821,078	827,882
(b) Other non-current assets	1,835	1,835
Total Non current assets	822,913	829,717
2 CURRENT ASSETS		
(a) Inventories	107,822	107,822
(b) Financial Assets		
(i) Trade Receivables	713,621	713,621
(ii) Cash and Cash equivalents	57,848	41,125
(iii) Short term loans	207	207
(c) Other current assets	183,839	174,410
Total Current assets	1,063,336	1,037,185
Total Assets	1,886,250	1,866,902
EQUITY AND LIABILITIES		
EQUITY		
(a) Equity share Capital	4,567,620	4,567,620
(b) Other Equity	(17,506,097)	(17,231,666)
Total Equity	(12,938,477)	(12,664,046)
LIABILITIES		
1 Non Current Liabilities		
(a) Financial Liabilities		
(i) Long term borrowings	1,165,730	1,165,730
(b) Long Term Provisions	478,096	471,824
Non Current Liabilities	1,643,826	1,637,554
2 Current Liabilities		
(a) Financial Liabilities		
(i) Short term Borrowings	1,817,023	1,730,970
(ii) Trade Payables	6,228,476	6,227,964
(iii) Other Financial liabilities	4,248,832	4,047,286
(b) Other current liabilities	282,649	274,229
(c) short term provisions	603,921	612,945
Current Liabilities	13,180,901	12,893,394
Total of Equity and Liabilities	1,886,250	1,866,902

For and on behalf of the Board of Directors

Place : New Delhi
Date : 14.08.2021



J. Ramesh Kannan
(J.RAMESH KANNAN)

CFO