

NATH INDUSTRIES LIMITED

(Formerly known as RAMA PULP AND PAPERS LIMITED)
CIN No. L21010MH1980PLC022820

Regd. Office: Nath House, Nath Road, Aurangabad – 431 005, Maharashtra
Admn. Office: 1, Chateau Windsor, 86, Veer Nariman Road, Churchgate, Mumbai – 400 020.
Tel.: 22875653/54, website : www.ramapulp.com email : admin@ramapulp.com

Date : 11.11.2020

The Secretary,
Bombay Stock Exchange Limited,
Phiroze Jeejeebhoy Towers,
Dalal Street, MUMBAI - 400 001

SCRIP CODE NO: 502587

Sub: Unaudited Financial Result for the quarter/half year ended 30th September, 2020.

Pursuant to Regulation 33 of SEBI (Listing Obligation and Disclosure Requirements) Regulation, 2015, we are enclosing herewith the Unaudited Financial Results of the Company for the Quarter/half year ended 30th September, 2020, duly approved by the Board of Directors of the Company at its meeting held today i.e. on 11.11.2020.

We are also enclosing herewith a copy of Limited Review issued by Auditors of the Company as required under Regulation 33 of Listing Regulations.

We further wish to inform you that the meeting of the Board of Directors of the Company commenced at 01.45 p.m. & concluded at 02.40 p.m.

Kindly take on record of the same and acknowledge the receipt.

Thanking You.

Yours faithfully,
For NATH INDUSTRIES LIMITED


Authorised Signatory

Encl : As above



VIDYA & CO.

CHARTERED ACCOUNTANTS

F-27, First Floor,
Shagun Arcade, Film City Road,
Goregaon (E), Mumbai - 400 097.
(M): +91 98211 04798
(O): +91 22 2841 2567

LIMITED REVIEW REPORT

Review Report to
The Board of Directors of
Nath Industries Limited

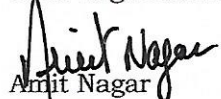
1. We have reviewed the accompanying statement of unaudited standalone financial results of **NATH INDUSTRIES LIMITED** (the "Company") for the quarter / Half year ended September 30, 2020 and year to date results for the period April 01, 2020 to September 30, 2020, (the "Statements") being submitted by the Company pursuant to the requirements of Regulation 33 of the Securities and Exchange Board of India (Listing Obligations and Disclosure Requirements) Regulations, 2015 as modified by Circular No. CIR/CFD/FAC16212016 dated July 05, 2016 (the Listing Regulations).

These statements, which is the responsibility of the Company's Management and have been approved by the Board of Directors, has been prepared in accordance with Ind AS 34 'Interim Financial Reporting', prescribed under Section 133 of the Companies Act, 2013 read with relevant rules issued there under and other recognized accounting practices and policies generally accepted in India. Our responsibility is to issue a report on the Statement based on our review.

2. We conducted our review in accordance with the Standard on Review Engagement (SRE) 2410, "Review of Interim Financial Information Performed by the Independent Auditor of the Entity" issued by the Institute of Chartered Accountants of India. This standard requires that we plan and perform the review to obtain moderate assurance as to whether the financial statements are free of material misstatement.
3. A review is limited primarily to inquiries of Company personnel and analytical procedures applied to financial data and thus provide less assurance than an audit. We have not performed an audit and accordingly, we do not express an audit opinion.
4. Based on our review conducted as above, nothing has come to our attention that causes us to believe that the accompanying statement of unaudited standalone financial results which are prepared in accordance with Ind AS 34, prescribed under Section 133 of the Companies Act, 2013 read with relevant rules issued thereunder and other recognized accounting practices and policies has not disclosed the information required to be disclosed in terms of the Listing Regulations including the manner in which it is to be disclosed, or that it contains any material misstatement

Our report is not qualified on this matter

For For VIDYA & CO
Chartered Accountants
Firm Registration No.: Firm Reg. No. 308022E


Amit Nagar
Partner
Membership No: .056156
Place: Mumbai

UDIN : 20056156AAAAFI2385

Dated: 11.11.2020



NATH INDUSTRIES LIMITED

UN- AUDITED FINANCIAL RESULTS FOR THE QUARTER ENDED 30TH SEPT 2020

PARTICULARS	FOR THE QUARTER ENDED			SIX MONTH ENDED		Rs.in lacs
	30.09.2020	30.06.2020	30.09.2019	30.09.2020	30.09.2019	Year ended
	UN-AUDITED	UN-AUDITED	UN-AUDITED	UN-AUDITED	UN-AUDITED	31.03.2020 AUDITED
1 Income from Operation						
Revenue from Operation	6,689.58	3,832.90	3,069.77	10,522.48	6,064.54	29,920.54
Other Income	131.41	3.68	0.77	135.09	6.33	186.58
Total Income from Operation	6,820.99	3,836.58	3,070.54	10,657.57	6,070.87	30,107.12
2 Expenditure						
Cost of Materials Consumed	4,290.17	2,165.59	1,745.13	6,455.76	3,318.15	17,288.18
Purchases of Stock in Trade			282.27	-	495.04	58.23
Change in Inventories of Finished Goods & Stock in Process	(142.46)	118.82	(30.08)	(23.64)	(23.58)	10.58
Employee Benefit Expenses	429.18	388.98	128.83	818.16	249.61	1,922.70
Finance Cost	84.37	83.47	26.11	167.84	51.96	443.00
Depreciation	153.66	155.01	62.90	308.67	125.81	613.31
Other Expenses	1,720.50	953.54	725.89	2,674.04	1,538.09	7,897.55
Total Expenditure	6,535.42	3,865.41	2,941.05	10,400.83	5,755.08	28,233.55
3 Extra ordinary Item						
4 Profit from ordinary activities before Income Tax	285.57	(28.83)	129.49	256.74	315.79	1,873.57
5 Current Tax Expenses Provision	42.85	-	20.00	42.85	45.00	356.70
6 Deferred tax Expense/(Income)	-	-	-	-	-	268.01
7 MAT Credit Available	-	-	-	-	-	(572.34)
8 Net Profit from ordinary activities after Tax	242.72	(28.83)	109.49	213.89	270.79	1,821.20
9 Net Profit for the Period	242.72	(28.83)	109.49	213.89	270.79	1,821.20
10 Other comprehensive income/(expenses)	(170.77)	249.89	(70.30)	79.12	(120.73)	(363.74)
11 Net comprehensive income for the period	71.95	221.06	39.19	293.01	150.06	1,457.46
12 Paid up equity share capital (Face value per share Rs. 10/- each)	1,900.00	1,900.00	1,100.00	1,900.00	1,100.00	1,900.00
13 Earnings per Share (of Rs.10 Each)						
(A) Basic & Diluted Earning per Share (in Rs.)	1.28	(0.15)	1.00	1.13	2.46	9.59
(B) Basic & Diluted Earning per Share (in Rs.)	1.28	(0.15)	1.00	1.13	2.46	9.59

SEGMENTWISE REVENUE RESULT

PARTICULARS	FOR THE QUARTER ENDED			SIX MONTH ENDED		Year Ended
	30.09.2020	30.06.2020	30.09.2019	30.09.2020	30.09.2019	31.03.2020
	UN-AUDITED	UN-AUDITED	UN-AUDITED	UN-AUDITED	UN-AUDITED	AUDITED
1 Segment Revenue						
a) Sale of Paper	4,814.40	2,582.07	2,106.44	7,398.47	4,622.25	21,050.92
b) Sale of Chemical	1,875.18	1,250.83	687.25	3,126.01	951.25	8,869.62
c) Trading Activity	-	-	276.08	-	491.04	-
Total	6,689.58	3,832.90	3,069.77	10,522.48	6,064.54	29,920.54
Less: Inter Segment Revenue						
Net Segment Revenue	6,689.58	3,832.90	3,069.77	10,522.48	6,064.54	29,920.54
2 Segment Results						
a) Sale of Paper	215.93	110.37	142.78	326.30	338.42	1,294.88
b) Sale of Chemical	43.88	(55.73)	10.01	(11.85)	24.32	1,021.69
c) Trading Activity	-	-	2.81	-	5.01	-
Total	259.81	54.64	155.60	314.45	367.75	2,316.57
Less:						
a) Interest & Finance charges	84.37	83.47	26.11	167.84	51.96	443.00
b) Other Un Allocable (Income)/Exp.	(110.13)	-	-	(110.13)	-	-
Total Profit from Ordinary Activities Before Tax	285.57	(28.83)	129.49	256.74	315.79	1,873.57
3 Capital Employed						
Assets						
Paper	24,162.76	24,069.44	11,607.60	24,162.76	11,607.60	23,857.46
Chemical	10,208.97	10,240.38	551.65	10,208.97	551.65	10,602.77
Trading Activity	-	-	334.72	-	334.72	-
Total Asstes	34,371.72	34,309.82	12,493.97	34,371.72	12,493.97	34,460.23
Liabilities						
Paper	9,373.13	9,387.65	3,764.29	9,373.13	3,764.29	9,459.81
Chemical	3,357.06	3,352.59	171.27	3,357.06	171.27	3,651.89
Trading Activity	-	-	195.08	-	195.08	-
Total Liabilities	12,730.19	12,740.24	4,130.64	12,730.19	4,130.64	13,111.70

Place:- Mumbai
Date:- 11th November 2020

For Nath Industries Limited


Director



Nath Industries Limited
Statement of Assets and Liabilities as on 30.09.2020
L21010MH1980PLC22820

RS. in Lacs


Particulars	As on 30.09.2020	As on 31.03.2020
Assets		
Non-current assets		
(a) Property, plant and equipment	20,249.35	20,518.44
(b) Capital work-in-progress	138.85	52.34
(c) Financial assets		
(i) Investments	0.25	183.69
(ii) Security Deposits	418.06	411.51
(iii) Deposits with Banks- Earmarked	16.29	16.29
(iv) Loans and Advances	1,006.42	901.79
(d) Other non-current assets	3,273.04	3,190.76
	25,102.26	25,274.82
Current assets		
(a) Inventories	3,462.25	2,978.87
(b) Financial assets		
(i) Trade receivables	4,527.21	4,513.18
(ii) Cash and bank balances	87.19	249.59
(iii) Other Current Financial Asset	29.93	86.05
(c) Other current assets	1,162.89	1,357.72
	9,269.47	9,185.41
Total Assets	34,371.73	34,460.23
Equity and Liabilities		
Equity		
(a) Equity share capital	1,900.00	1,900.00
(b) Other equity	19,741.53	19,448.53
	21,641.53	21,348.53
Liabilities		
Non-current liabilities		
(a) Financial liabilities		
(i) Borrowings	526.87	439.67
(ii) Deferred Sales Tax Liabilities payable as per Govt Scheme	3,431.71	3,386.48
(b) Provisions	578.69	529.95
(c) Deferred tax liabilities (net)	2,494.79	2,494.79
	7,032.06	6,850.89
Current liabilities		
(a) Financial liabilities		
(i) Borrowings	1,720.86	2,327.08
(ii) Trade payables	2,169.78	2,211.32
(iii) Other financial liabilities (other than those specified in item (c))	540.04	422.16
(b) Other current liabilities	690.42	648.43
(c) Provisions	330.54	291.81
(d) Current Tax Liabilities (net)	246.50	360.01
	5,698.14	6,260.81
Total Equity and Liabilities	34,371.73	34,460.23

Place:- Mumbai

Date:- 11th November 2020

For Nath Industries Limited


Director



Nath Industries Limited (Formerly known as Rama Pulp and Papers Limited)
Cash Flow Statement for the period ending 30.09.2020
L21010MH1980PLC22820

R.s.in.Lacs


Particulars	For the Period Ended 30th September, 2020		For the Year year 31st March , 2020	
A. Cash flow from operating activities				
Net Profit / (Loss) after Tax		213.89		1,821.20
Adjustments for:				
Depreciation and amortisation	308.67		613.32	
Finance costs	167.84		443.00	
Tax Expenses	42.85		624.71	
MAT Credit Entitlement	-		(572.35)	
Interest income	(9.87)		(47.56)	
Bad Debts Written off / (Written Back)	4.02		(5.21)	
Dividend Income	-		(0.14)	
Gain on Sale of Land	-		(74.20)	
Profit on sale of Investment	(110.13)		-	
Provision for Employee Benefits	49.29		98.71	
		452.67		1,080.28
Operating profit / (loss) before working capital changes		666.56		2,901.48
Changes in working capital:				
Adjustments for (increase) / decrease in operating assets:				
Inventories	(483.39)		(124.37)	
Trade receivables	(18.05)		(569.23)	
Security Deposits	(6.55)		51.44	
Other non-Current Assets	(167.74)		(299.39)	
Current Financial Assets	56.12		(8.08)	
Other Current Assets	194.83		(65.02)	
Adjustments for increase / (decrease) in operating liabilities:				
Trade payables	(41.54)		(256.96)	
Other current liabilities	41.99		152.20	
Income tax Paid	(156.36)		(21.37)	
Provision for Expenses	82.19		(5.58)	
Short Term Employee Benefits Paid	(2.84)		(56.48)	
Long Term Employee Benefits Paid	(41.18)		14.62	
		(542.53)		(1,188.22)
Net cash flow from / (used in) operating activities (A)		124.03		1,713.26
B. Cash flow from investing activities				
Capital expenditure on fixed assets, including capital advances	(39.58)		(1,029.67)	
Change in Capital work in progress	(86.51)		(5.94)	
Investment in Shares	262.56		(39.15)	
Advance given for Land Development	90.83		(19.83)	
Advance given for purchase of Land	(5.36)		(482.90)	
Loans and advances Given	(104.63)		(71.98)	
Redemption of Mutual Fund	-		800.52	
Proceed from Sale of Land	-		113.36	
Interest received	9.87		47.56	
Profit on sale of Investment	110.13		-	
Dividend Received	-		0.14	
Gain on Sale of Land	-		74.20	
		237.31		(613.70)
Net cash flow from / (used in) investing activities (B)		237.31		(613.70)
C. Cash flow from financing activities				
Increase / (Repayment) of Trade & Inter corporate Deposits	(210.41)		(865.60)	
Increase / (Repayment) of Long term Borrowings	87.21		(110.63)	
Increase in Deferred Sales Tax Liability	123.41		373.08	
Increase / (Repayment) of Short-term borrowings from Banks	(356.11)		(173.00)	
Finance cost	(167.84)		(443.00)	
		(523.74)		(1,219.14)
Net cash flow from / (used in) financing activities (C)		(523.74)		(1,219.14)
Net increase / (decrease) in Cash and cash equivalents (A+B+C)		(162.40)		(119.58)
Cash and cash equivalents at the beginning of the year		249.59		3.62
Add:- Cash and Bank balance acquired on amalgamation		-		365.55
Cash and cash equivalents at the end of the year		87.19		249.59
Comprises: Cash and Cash Equivalents				
(a) Cash on hand		16.32		9.95
(b) Balances with banks in Current Accounts		70.87		239.63
		87.19		249.59

Place:- Mumbai
Date:- 11th November 2020



For Nath Industries Limited

[Signature]
Director



NOTES:

1. As already informed Hon'ble NCLT has passed the order dated 22nd August 2019 for merger of two companies namely M/s Nath Industrial Chemicals limited and M/s Nath Pulp and Paper Mills Limited in to M/s Nath Industries Limited (Previously known as Rama Pulp & Papers Limited), the appointed date being 01st April 2017 and the effective date being 25th October 2019.
2. Since the effective date of amalgamation is 25.10.2019, figures for previous year are given of stand-alone Nath Industries Limited (formerly known as Rama Pulp and Papers Limited) and hence they are not-comparable.
3. The Company witnessed recovery in demand in both segments i.e. Paper and Chemical during this quarter which is reflected in the results. Quarter on quarter basis, Turnover increased by 175% to Rs. 6,689.58 lakhs as against Rs. 3,832.90 lakhs recorded in previous quarter. The Company recorded profit before tax of Rs. 285.57 Lakhs during this quarter.
4. Other income Rs. 131.41 lakhs include profit on sale of investment of Rs. 110.13 lakhs.
5. The Company is confident of achieving pre-covid level of operations by end of the Third Quarter.
6. The un-audited Financial Results of the company for the quarter / Half year ended September 30, 2020, Asset and Liability Statement as on 30th September 2020 and Cash flow statement for the half year ended 30th September 2020 have been reviewed by the Audit Committee and approved by the Board of Directors at its meeting held on 11th November, 2020.
7. This statement is prepared in accordance with the Companies (Indian Accounting Standards) Rules, 2015 (Ind AS) prescribed under Section 133 of the Companies Act, 2013 and the other recognized accounting practices and principles to the extent applicable.
8. The figures for the previous quarter /year have been regrouped/re-casted wherever considered necessary.

For NATH INDUSTRIES LIMITED

Date: 11th November 2020




DIRECTOR