



# Tai Industries Limited

## Registered Office

53A, Mirza Ghalib Street, 3rd Floor, Kolkata - 700 016  
Phone : (033) 2226 0938, 4041 6666, Fax : (033) 2249 7319  
E-mail : info@taiind.com, Website : www.taiind.com  
CIN : L01222WB1983PLC059695

TAI/SEC/SEBI LODR/22 - 23/564  
9<sup>th</sup> November, 2022

The Corporate Relationship Department,  
Bombay Stock Exchange Limited,  
Phiroze Jeejeebhoy Towers,  
Dalal Street, Mumbai – 400 001.

Scrip Code No. 519483

The Secretary,  
The Calcutta Stock Exchange Limited,  
7, Lyons Range, Kolkata – 700 001.

Scrip Code No. 30055

Dear Sir,

Sub: Unaudited Financial Results for the quarter / half year ended 30<sup>th</sup> September, 2022.

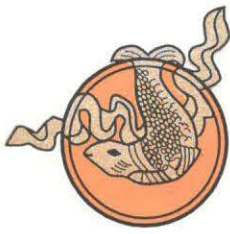
We enclose the Unaudited Financial Results, of the Company, together with the Limited Review Report, pursuant to Regulation 33 of SEBI (Listing Obligations and Disclosure Requirements) Regulations, 2015, for the quarter /half year ended 30<sup>th</sup> September, 2022.

Kindly take the same on record.

Yours faithfully,  
Tai Industries Limited

Priyanka Mukherjee  
Company Secretary

Encl: As above



# Tai Industries Limited

Registered Office

53A, Mirza Ghalib Street, 3rd Floor, Kolkata - 700 016  
 Phone : (033) 2226 0938, 4041 6666, Fax : (033) 2249 7319  
 E-mail : info@taiind.com, Website : www.taiind.com  
 CIN : L01222WB1983PLC059695

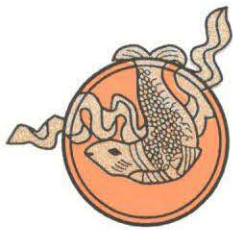
STATEMENT OF STANDALONE UNAUDITED FINANCIAL RESULTS FOR THE QUARTER AND HALF YEAR ENDED 30TH SEPT 2022

(₹ in lakhs)

Particulars	Quarter Ended			Half Year Ended		Year Ended
	30.09.2022 (Un-audited)	30.06.2022 (Un-audited)	30.09.2021 (Un-audited)	30.09.2022 (Un-audited)	30.09.2021 (Un-audited)	31.03.2022 (Audited)
I. Revenue from Operations	6,967.79	6,171.17	6,175.02	13,138.96	13,091.87	30,082.43
II. Other Income	178.03	23.13	55.80	201.16	68.88	103.76
III. <b>Total Income ( I + II )</b>	<b>7,145.82</b>	<b>6,194.30</b>	<b>6,230.82</b>	<b>13,340.12</b>	<b>13,160.75</b>	<b>30,186.19</b>
IV. <b>Expenses</b>						
(a) Cost of Materials consumed	-	-	-	-	-	-
(b) Purchases of stock-in-trade	6,500.70	5,944.66	5,724.09	12,445.36	12,176.75	28,035.33
(c) Changes in inventories of finished goods stock-in-trade and work-in-progress	- (208.31)	- (169.13)	- 9.50	- (377.44)	- (10.74)	- (242.93)
(d) Employee benefits expense	87.90	75.81	71.59	163.71	140.92	287.85
(e) Finance costs	0.26	0.27	-	0.53	-	0.29
(f) Depreciation and amortisation expense	5.58	5.99	5.72	11.57	11.44	27.07
(g) Other expenses	551.33	295.16	317.21	846.49	572.14	1,491.32
<b>Total Expenses (IV)</b>	<b>6,937.46</b>	<b>6,152.76</b>	<b>6,128.11</b>	<b>13,090.22</b>	<b>12,890.51</b>	<b>29,598.93</b>
V. <b>Profit/ (Loss) before exceptional items and tax (III-IV)</b>	<b>208.36</b>	<b>41.54</b>	<b>102.71</b>	<b>249.90</b>	<b>270.24</b>	<b>587.26</b>
VI. Exceptional Items	-	-	-	-	-	-
VII. <b>Profit/ (Loss) before tax (V-VI)</b>	<b>208.36</b>	<b>41.54</b>	<b>102.71</b>	<b>249.90</b>	<b>270.24</b>	<b>587.26</b>
VIII. Tax Expenses						
(1) Current Tax	65.00	8.75	30.00	73.75	70.00	207.09
(2) Deferred Tax	-	-	-	-	-	(32.18)
IX. <b>Profit / (Loss) for the period from continuing operations (after tax) (VII-VIII)</b>	<b>143.36</b>	<b>32.79</b>	<b>72.71</b>	<b>176.15</b>	<b>200.24</b>	<b>412.35</b>
X. Profit / (Loss) from discontinued operations	-	-	-	-	-	-
XI. Tax expense of discontinued operations	-	-	-	-	-	-
XII. <b>Profit / (Loss) from Discontinued operations (after tax) (X-XI)</b>	<b>-</b>	<b>-</b>	<b>-</b>	<b>-</b>	<b>-</b>	<b>-</b>
XIII. <b>Profit / (Loss) for the period (IX+XII)</b>	<b>143.36</b>	<b>32.79</b>	<b>72.71</b>	<b>176.15</b>	<b>200.24</b>	<b>412.35</b>
XIV. Other Comprehensive Income						
A (i) Items that will not be reclassified to profit or loss	(29.79)	(1.79)	9.44	(31.58)	37.82	80.61
(ii) Income tax relating to items that will not be reclassified to P/L	(1.15)	9.36	(1.09)	8.21	(4.25)	(8.22)
B (i) Items that will be reclassified to profit or loss	-	-	-	-	-	-
(ii) Income tax relating to items that will be reclassified to P/L	-	-	-	-	-	-
XV. <b>Total Comprehensive Income for the period (XIII+XIV) (Comprising</b>	<b>112.42</b>	<b>40.36</b>	<b>81.06</b>	<b>152.78</b>	<b>233.81</b>	<b>484.74</b>
XVI. Earnings per Equity Share (for continuing operations) :						
(1) Basic (₹)	2.39	0.55	1.21	2.94	3.34	6.87
(2) Diluted (₹)	2.39	0.55	1.21	2.94	3.34	6.87
XVII. Earnings per Equity Share (for discontinued operations) :						
(1) Basic (₹)	-	-	-	-	-	-
(2) Diluted (₹)	-	-	-	-	-	-
XVIII. Earnings per Equity Share (for continuing and discontinued operations) :						
(1) Basic (₹)	2.39	0.55	1.21	2.94	3.34	6.87
(2) Diluted (₹)	2.39	0.55	1.21	2.94	3.34	6.87
XIX. Paid up Share Capital, Equity share of (₹) 10/- each	600.00	600.00	600.00	600.00	600.00	600.00



*(Handwritten signature)*



# Tai Industries Limited

Registered Office

53A, Mirza Ghalib Street, 3rd Floor, Kolkata - 700 016  
 Phone : (033) 2226 0938, 4041 6666, Fax : (033) 2249 7319  
 E-mail : info@taiind.com, Website : www.taiind.com  
 CIN : L01222WB1983PLC059695

## STATEMENT OF ASSETS AND LIABILITIES

(₹ in lakhs)

Particulars	As at 30th Sept 2022 (Un-audited)	As at 30th Sept 2021 (Un-audited)
<b>ASSETS</b>		
<b>(1) Non-Current Assets</b>		
(a) Property, Plant & Equipment	33.79	24.88
(b) Capital work-in-progress	-	-
(c) Intangible assets	11.37	22.83
(d) Financial assets		
(i) Investments	406.95	409.38
(ii) Other non current financial assets	294.23	399.98
(e) Deferred tax assets (net)	40.66	1.08
(f) Other non-current assets	-	1.45
Sub total -Non current assets	<b>787.00</b>	<b>859.60</b>
<b>(2) Current assets</b>		
(a) Inventories	692.61	82.98
(b) Financial assets		
(i) Trade Receivables	2,174.46	2,889.52
(ii) Cash & cash equivalents	384.90	396.90
(iii) Other Bank Balances	147.66	40.29
(iv) Other financial assets	8.20	9.42
(c) Current tax assets(net)	265.07	151.75
(d) Other current assets	1,987.26	1,666.74
Sub total Current assets	<b>5,660.16</b>	<b>5,237.60</b>
<b>TOTAL - ASSETS</b>	<b>6,447.16</b>	<b>6,097.20</b>
<b>EQUITY AND LIABILITIES</b>		
<b>(1) Equity</b>		
(a) Equity Share Capital	600.00	600.00
(b) Other Equity	1,813.65	1,435.16
Sub total Equity	<b>2,413.65</b>	<b>2,035.16</b>
<b>(2) Non-current liabilities</b>		
(a) Employee Benefit Obligation	80.07	63.25
(b) Deferred tax liabilities (net)	-	-
(c) Other non-current financial liabilities	-	-
Sub total -Non current liabilities	<b>80.07</b>	<b>63.25</b>
<b>(3) Current liabilities</b>		
(a) Financial liabilities		
(i) Borrowings	58.47	-
(ii) Trade payables	2,511.88	2,569.62
(iii) Other financial liabilities	58.64	75.29
(b) Other current liabilities	976.49	1,187.43
(c) Short Term Provisions	316.75	132.71
(d) Employee Benefit Obligation	31.21	33.74
Sub total - Current liabilities	<b>3,953.44</b>	<b>3,998.79</b>
<b>TOTAL - EQUITY AND LIABILITIES</b>	<b>6,447.16</b>	<b>6,097.20</b>

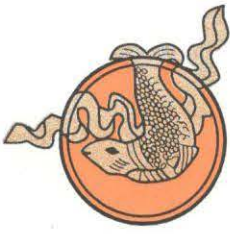
*Rohan Ghosh*

Rohan Ghosh  
 (Managing Director)  
 (DIN:-00032965)

Place : Kolkata  
 Date : 9th November 2022







# Tai Industries Limited

## Registered Office

53A, Mirza Ghalib Street, 3rd Floor, Kolkata - 700 016  
 Phone : (033) 2226 0938, 4041 6666, Fax : (033) 2249 7319  
 E-mail : info@taiind.com, Website : www.taiind.com  
 CIN : L01222WB1983PLC059695

### Statement of Cash Flows (Indirect Method) for the Quarter ended 30th September, 2022

Particulars	(₹ in lakhs)	
	Half Year ended 30th September, 2022	Half Year ended 30th September, 2021
<b>Cash flow from operating activities</b>		
Profit before income tax	249.90	270.24
<b>Adjustments for:</b>		
Depreciation and amortisation expense	11.57	11.44
Loss on disposal of property, plant and equipment	-	0.09
Provisions Written Back	(0.39)	(0.01)
Debts and Advances written off	0.88	1.01
Interest income classified as investing cash flows	(8.27)	(10.27)
Dividend income classified as investing cash flows	(165.18)	(51.00)
Finance costs	0.53	-
Provision for doubtful advances	-	-
<b>Change in operating assets and liabilities</b>		
(Increase)/Decrease in trade receivables	1,287.46	173.58
(Increase)/Decrease inventories	(377.44)	(10.74)
(Increase)/ Decrease in other financial assets	51.60	(83.20)
(Increase)/Decrease in other non-current assets	0.43	3.32
(Increase)/Decrease in other current assets	(428.17)	(372.90)
Increase/(Decrease) in trade payables	(487.85)	(58.76)
Increase/ (Decrease) in employee benefit obligations	(3.26)	3.58
Increase/(Decrease) in other financial liabilities	(0.78)	(1.11)
Increase/(Decrease) in Short term provision	-	-
Increase/(Decrease) in other current liabilities	(62.88)	232.07
<b>Cash generated from operations</b>	<b>68.15</b>	<b>107.34</b>
Income taxes paid (net of refund)	(29.25)	(56.02)
<b>Net cash inflow/(outflow) from operating activities</b>	<b>38.90</b>	<b>51.32</b>
<b>Cash flows from investing activities</b>		
Payments for property, plant and equipment	(2.63)	(2.16)
(Purchase)/Sale of Investments	-	(0.91)
Proceeds from sale of property, plant and equipment	0.96	0.03
Changes in Other bank balances	(72.70)	-
Interest received	9.85	8.86
Dividend received	165.18	51.00
<b>Net cash inflow/(outflow) from investing activities</b>	<b>100.67</b>	<b>56.82</b>
<b>Cash flows from financing activities</b>		
<b>Proceeds from borrowings:</b>		
Term Loan	-	-
Cash Credit	-	-
Others	58.48	-
<b>Repayment of borrowings:</b>		
Term Loan	-	-
Interest paid	(0.53)	-
Dividends paid (including dividend tax)	-	-
<b>Net cash inflow (outflow) from financing activities</b>	<b>57.95</b>	<b>-</b>
<b>Net increase (decrease) in cash and cash equivalents</b>	<b>197.51</b>	<b>108.14</b>
Cash and cash equivalents at the beginning of the year	187.39	288.76
<b>Cash and cash equivalents at the end of the year</b>	<b>384.90</b>	<b>396.90</b>


Place: Kolkata

Date : 09.11.2022



*Rohan Ghosh*

**ROHAN GHOSH**  
 Managing Director  
 DIN : 00032965



# Tai Industries Limited

## Registered Office

53A, Mirza Ghalib Street, 3rd Floor, Kolkata - 700 016  
Phone : (033) 2226 0938, 4041 6666, Fax : (033) 2249 7319  
E-mail : info@taiind.com, Website : www.taiind.com  
CIN : L01222WB1983PLC059695

## Notes

1. These financial results have been prepared in accordance with the Companies (Indian Accounting Standards) Rules 2015 (Ind AS) prescribed under section 133 of the Companies Act, 2013.
2. The format for unaudited quarterly results as prescribed in SEBI's Circular CIR/CFD/CMD/15/2015 dated 30<sup>th</sup> November 2015 has been modified to comply with the requirements of SEBI's Circular CIR/CFD/FAC/62/2016 dated 5<sup>th</sup> July 2016, Ind AS and Schedule III (Division II) to the Companies Act, 2013 as applicable to the companies that are required to comply with Ind AS.
3. The above financial results were reviewed by the Audit Committee of the Company and approved by the Board of Directors of the Company at its meeting held on 9<sup>th</sup> November 2022.
4. The Company is primarily engaged in business of trading of goods and managed organisationally as a single unit. Therefore, according to the management, the Company's operations are carried in a single segment.
5. Figures of the previous periods have been regrouped/recast, wherever necessary, to conform to the current period's classification.
6. Computation of deferred tax assets / liabilities will be considered at the year end.

For and on behalf of the Board

Rohan Ghosh  
(Managing Director)  
(DIN:-00032965)

Place- Kolkata

Date-9<sup>th</sup> November 2022





**REVIEW REPORT**

**TO  
THE BOARD OF DIRECTORS OF  
TAI INDUSTRIES LIMITED**

We have reviewed the accompanying statement of unaudited financial results of TAI Industries Limited (“the Company”) for the quarter and six months ended September 30, 2022 (“the statement”) attached herewith, being submitted by the Company pursuant to the requirements of Regulation 33 of the SEBI (Listing Obligations and Disclosure Requirements) Regulations, 2015 as amended ('the Regulation'), read with SEBI Circular No. CIR/CFD/CMD1/80/2019 dated July 19, 2019 ('the Circular').

This statement which is the responsibility of the Company’s Management and approved by the Board of Directors has been prepared in accordance with the Companies (Indian Accounting Standards) Rules, 2015 ( Ind AS ) prescribed under section 133 of the Companies Act, 2013 read with relevant rules issued thereunder and other accounting principles generally accepted in India. Our responsibility is to issue a report on these financial results based on our review.

We conducted our review of the Statement in accordance with the Standard on Review Engagements (SRE) 2410 “Review of Interim Financial Information Performed by the Independent Auditor of the Entity”, issued by the Institute of Chartered Accountants of India. This standard requires that we plan and perform the review to obtain moderate assurance as to whether the financial statements are free of material misstatement. A review is limited primarily to inquiries of company personnel and analytical procedures applied to financial data and thus provides less assurance than an audit. We have not performed an audit and accordingly, we do not express an audit opinion.

Based on our review conducted as above and read with our comment in ‘Emphasis of Matter’ paragraph given below, nothing has come to our attention that causes us to believe that the accompanying statement of unaudited financial results prepared in accordance with applicable accounting standards and other recognized accounting practices and policies has not disclosed the information required to be disclosed in terms of Regulation 33 of the SEBI (Listing Obligations and Disclosure Requirements) Regulations, 2015 including the manner in which it is to be disclosed, or that it contains any material misstatement.



**Emphasis of Matter**

Attention is drawn to the following observation:

- Deferred Tax Assets/Liabilities have neither been ascertained nor accounted for in the books of account as on September 30, 2022 ( Refer Note No 6 of UFRS).

Our conclusion is not modified in respect of this matter.

For KAMG & ASSOCIATES  
Chartered Accountants,  
FRN- 311027E



*Anjan Sircar*

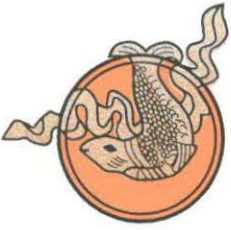
Anjan Sircar  
Partner

Membership No. 050052

UDIN : 22050652B<PYPT8775

Place-Kolkata

Date- 9<sup>th</sup> November, 2022



# Tai Industries Limited

## Registered Office

53A, Mirza Ghalib Street, 3rd Floor, Kolkata - 700 016  
Phone : (033) 2226 0938, 4041 6666, Fax : (033) 2249 7319  
E-mail : info@taiind.com, Website : www.taiind.com  
CIN : L01222WB1983PLC059695

Annexure – 1

## Declaration pursuant to Regulation 33(3)(d) of the SEBI (Listing Obligations and Disclosure Requirements) Requirements, 2015

Pursuant to Regulation 33(3)(d) of the SEBI (Listing Obligations and Disclosure Requirements) Regulations, 2015, we hereby state that the Statutory Auditors of the Company, Messrs. KAMG & Associates (Firm Registration No. 3110276), have issued a Limited Review Report with unmodified opinion on the Unaudited Financial Results of the Company for the quarter ended 30<sup>th</sup> September, 2022.

Thanking you.

Yours faithfully,  
Tai Industries Limited

  
Priyanka Mukherjee  
Company Secretary