



To,
The General Manager
Department of Corporate Affairs
BSE Limited
Phiroze Jeejeebhoy Towers,
Dalal Street
Mumbai-400001

November 13, 2021

Scrip Code : 500159

Sub: Outcome of the meeting of board of directors of the company held on November 13, 2021

Dear Sir,

With reference to intimation submitted to exchange dated November 03, 2021 for schedule of board meeting and pursuant to Regulation 30 and 33 of SEBI (Listing Obligations and Disclosure Requirements) Regulations, 2015, as amended this is to inform that the board of directors in their meeting held on Saturday, November 13, 2021, which commenced at 03.30 p.m. and concluded at 05.00 p.m., inter alia, considered and approved the following:

Statement of unaudited standalone and consolidated financial results for the quarter and half year ended September 30, 2021 along with limited review from the statutory auditor of the company, which has been duly reviewed and recommended by the audit committee.

A copy of the unaudited standalone and consolidated financial results for the quarter and half year ended September 30, 2021 along with limited review from statutory auditor of the company KPSJ & Associates LLP, Chartered Accountants, Ahmedabad in accordance with Regulation 33 of the SEBI (Listing Obligations and Disclosure Requirements) Regulations, 2015 is attached herewith as Annexure. The same will also be made available on the website of the company i.e. www.metrogloballimited.com

We hereby request you to take the above information on your record.

Thanking you,

For, Metroglobal Limited

Nitin S. Shah
ACS-7088
Company Secretary & Compliance Officer



Independent Auditor's Review Report on Quarterly and Half Yearly Unaudited Standalone Financial Results of Metroglobal Limited pursuant to Regulation 33 and 52 of the SEBI (Listing Obligations and Disclosure Requirements) Regulations, 2015 (as amended)

**To the Board of Directors
Metroglobal Limited**

1. We have reviewed the accompanying Statement of Unaudited Standalone Financial Results of MetroGlobal Limited ("the Company") for the quarter and half year ended September 30, 2021 ("the Statement") being submitted by the Company pursuant to the requirement of Regulation 33 and 52 of the SEBI (Listing Obligations & Disclosure Requirements) Regulations, 2015 as amended.
2. This Statement, which is the responsibility of the Company's management and approved by the Board of Directors, has been prepared in accordance with the recognition and measurement principles laid down in Indian Accounting Standard 34, 'Interim Financial Reporting' ("Ind-AS 34"), as prescribed under Section 133 of the Companies Act, 2013 as amended, read with the relevant rules issued thereunder and other accounting principles generally accepted in India. Our responsibility is to express a conclusion on the Statement based on our review.
3. We conducted our review of the Statement in accordance with the Standard on Review Engagements (SRE) 2410 "Review of Interim Financial Information Performed by the Independent Auditor of the Entity", issued by the Institute of Chartered Accountants of India. This standard requires that we plan and perform the review to obtain moderate assurance as to whether the financial statement is free from material misstatement. A review substantially less in scope than an audit conducted in accordance with Standards on Auditing and consequently does not enable us to obtain assurance that we would become aware of all significant matters that might be identified in an audit. Accordingly, we do not express an audit opinion.
4. Based on our review of the Statement conducted as stated above, nothing has come to our attention that causes us to believe that the accompanying Statement, prepared in accordance with aforesaid Indian Accounting Standards ('Ind AS') specified under Section 133 of the Companies Act, 2013 as amended and read with relevant rules issues thereunder and other accounting principles generally accepted in India, has not disclosed the information required to be disclosed in terms of Regulation 33 and 52 of the SEBI (Listing Obligations and Disclosure Requirements) Regulations, 2015 including the manner in which it is to be disclosed, or that it contains any material misstatement.

For, KPSJ & ASSOCIATES LLP
Chartered Accountants
(FRN: 124845W / W100209)



Prakash Parakh
[Partner]
M. No.: 039946
UDIN: 21039946AAAANY1925
Place: Ahmedabad
Date: November 13, 2021



STATEMENT OF UNAUDITED STANDALONE RESULTS FOR THE QUARTER ENDED SEPTEMBER 30, 2021

(Rs. In lakhs except EPS data)

Particulars	Quarter ended			Half year ended		Year ended
	30.09.2021 (Unaudited)	30.06.2021 (Unaudited)	30.09.2020 (Unaudited)	30-09-2021 (Unaudited)	30.09.2020 (Unaudited)	31.03.2021 (Audited)
1. Income						
a) Net Sales/Income from Operations	3,466.90	5,166.22	9,927.88	8,633.12	14,274.15	25,221.73
b) Other Income	297.90	86.75	5.33	384.65	10.55	158.52
Total Income	3,764.80	5,252.97	9,933.21	9,017.77	14,284.70	25,380.25
2. Expenses						
a) Cost of materials consumed	-	-	-	-	-	-
b) Purchase of stock-in-trade	3,382.42	4,905.45	9,843.52	8,287.87	13,926.96	23,652.14
c) Changes in inventories of finished goods, work-in progress and stock-in-trade	-212.53	-16.16	-246.26	-228.69	-246.26	-72.38
d) Employee benefits expense	35.03	34.48	32.37	69.51	65.49	143.71
e) Finance Cost	11.78	9.73	14.81	21.51	40.37	62.99
f) Depreciation and amortization expense	20.07	19.52	17.46	39.59	34.88	69.30
g) Other expenses	34.71	62.79	27.44	97.49	26.74	578.73
Total Expense	3,271.48	5,015.80	9,689.34	8,287.28	13,848.18	24,434.49
3. Profit before exceptional items & tax (1-2)	493.33	237.17	243.87	730.49	436.52	945.76
4. Exceptional Items	-	-	-	-	-	-
5. Profit before tax (3-4)	493.33	237.17	243.87	730.49	436.52	945.76
6. Tax Expense	95.41	38.10	42.68	133.51	76.39	246.02
7. Profit after tax for the period (5-6)	397.92	199.07	201.19	596.98	360.13	699.75
8. Other Comprehensive Income/-loss (net off tax)						
(a) Re-measurement of net defined benefit liability (net off tax)	-	-	-	-	-	2.77
(b) Equity instruments through other comprehensive income i.e. gain or loss due to valuation of investments	459.49	606.77	496.78	1,066.26	1,179.21	2,286.43
9. Total Comprehensive Income (7-8)	857.41	805.84	697.96	1,663.24	1,539.33	2,988.95
10. Paid up Equity Share Capital (Face value Rs 10/-)	12,334,375	12,334,375	12,334,375	12,334,375	12,334,375	12,334,375
11. Other Equity excluding revaluation reserve						
12. Earning Per Share (Face value Rs 10/-) (not annualised) (Excluding Other Comprehensive Income)						
(a) Basic EPS	3.23	1.61	1.63	4.84	2.92	5.67
No. of shares	12,334,375	12,334,375	12,334,375	12,334,375	12,334,375	12,334,375
(b) Diluted EPS	3.23	1.61	1.63	4.84	2.92	5.67
No. of shares	12,334,375	12,334,375	12,334,375	12,334,375	12,334,375	12,334,375
12. Earning Per Share (Face value Rs 10/-) (not annualised) (Including Other Comprehensive Income)						
(a) Basic EPS	6.95	6.53	5.66	13.48	12.48	24.23
No. of shares	12,334,375	12,334,375	12,334,375	12,334,375	12,334,375	12,334,375
(b) Diluted EPS	6.95	6.53	5.66	13.48	12.48	24.23
No. of shares	12,334,375	12,334,375	12,334,375	12,334,375	12,334,375	12,334,375

See Accompany Notes to Financial Statements

 Place: Ahmedabad
 Date: November 13, 2021


For & on behalf of the Board of Director


 Gautam Jain
 Chairman & Managing Director




STATEMENT OF UNAUDITED STANDALONE ASSETS & LIABILITIES AS AT SEPTEMBER 30, 2021

(Rs. in Lacs)

Particulars	As at	As at
	30.09.2021	31.03.2021
	(Unaudited)	(Audited)
ASSETS		
Non-current assets		
(a) Property, Plant & Equipment	4,286.59	4,317.42
(b) Capital Work-in-Progress	173.68	283.67
(c) Financial Assets		
(i) Investments	9,724.58	8,601.22
(ii) Other Financial Assets	11.61	6.02
(d) Other Non-current assets	5,424.59	5,550.17
Total Non-current assets	19,621.04	18,758.50
Current assets		
(a) Inventories	1,029.60	800.91
(b) Financial Assets		
(i) Trade receivables	1,450.69	360.65
(ii) Cash and cash equivalents	338.62	50.80
(iii) Other bank balances	3,760.85	3,545.60
(c) Other Current assets	10,343.00	10,854.40
Total Current assets	16,922.76	15,612.36
Total Assets	36,543.80	34,370.85
EQUITY AND LIABILITIES		
Equity		
(a) Equity share capital	1,233.44	1,233.44
(b) Other equity	33,564.20	32,023.82
Total Equity	34,797.64	33,257.26
LIABILITIES		
Non-current liabilities		
Financial Liabilities		
(i) Borrowings	446.44	478.21
(ii) Deferred tax liabilities (Net)	49.27	49.27
Total Non-current liabilities	495.71	527.48
Current liabilities		
(a) Financial Liabilities		
(i) Borrowings	-	1.62
(ii) Trade payables	806.91	93.35
(iii) Other Financial Liabilities	49.74	59.13
(b) Other Current liabilities	325.46	362.54
(c) Provisions	68.34	69.48
Total Current liabilities	1,250.46	586.12
Total Equity and Liabilities	36,543.80	34,370.85

For & on behalf of the Board of Director



Gautam Jain
Chairman & Managing Director

Place: Ahmedabad
Date: November 13, 2021

**STATEMENT OF UNAUDITED STANDALONE CASH FLOWS FOR THE QUARTER ENDED SEPTEMBER 30, 2021****(Rs. in lakhs)**

Particulars	Half year ended	
	30-09-21	30-09-20
	(Unaudited)	(Unaudited)
(A) Cash flow from operating activities:		
Net profit before taxes	730.49	436.52
Adjustments for:		
Depreciation	39.59	34.88
Dividend Income	-6.69	-2.76
Interest Expense	21.51	40.37
Profit/Loss on Sale of Fixed Assets	70.00	-
Profit/Loss on Sale of Investments	-191.17	-
Operating profit before working capital changes	663.73	509.00
Adjustments for:		
(Increase)/Decrease in inventory	-228.69	-246.27
(Increase)/Decrease in trade receivables	-1,090.04	253.86
(Increase)/Decrease in other current assets	511.41	510.83
(Increase)/Decrease in other non-current assets	125.59	225.15
Increase/(Decrease) in short-term borrowings	-1.62	-198.25
Increase/(Decrease) in trade payables	713.56	-221.54
Increase/(Decrease) in other financial liabilities	-9.39	-16.14
Increase/(Decrease) in other current liabilities	-37.08	-
Increase/(Decrease) in short-term provisions	-1.14	-2.33
Cash (used in)/generated from operating activities before taxes	646.33	814.32
Direct taxes paid	-133.51	-76.39
Net cash (used in)/generated from operating activities (A)	512.82	737.93
Add:- Cash flow from Extraordinary Items	-	-
Net cash (used in)/generated from operating activities (A)	512.82	737.93
(B) Cash flow from investing activities:		
Dividend income	6.69	2.76
(Increase)/Decrease in investments	134.07	-32.34
(Increase)/Decrease in other financial assets	-5.59	1.73
(Increase)/Decrease in capital work-in-progress	109.99	-
(Increase)/Decrease of fixed assets	-78.76	-3.11
Net cash (used in)/generated from investing activities (B)	166.40	-30.96
(C) Cash flow from financing activities:		
Increase/(Decrease) in long-term borrowings	-31.77	-404.69
Interest paid	-21.51	-40.37
Decrease in share capital	-	-
Decrease in reserve & surplus	-122.86	-
Net cash (used in)/generated from financing activities (C)	-176.14	-445.06
Net decrease in cash & cash equivalents during the period (A+B+C)	503.08	261.92
Cash & cash equivalents (opening balance)	3,596.39	3,712.48
Cash & cash equivalents (closing balance)	4,099.47	3,974.40

For & on behalf of the Board of Director

Gautam Jain
Chairman & Managing DirectorPlace: Ahmedabad
Date: November 13, 2021

**STATEMENTS OF UNAUDITED STANDALONE SEGMENT-WISE REVENUE, RESULTS & CAPITAL EMPLOYED FOR THE QUARTER ENDED SEPTEMBER 30, 2021**

Particulars	Quarter ended			Half year ended		Year ended
	30.09.2021 (Unaudited)	30.06.2021 (Unaudited)	30.09.2020 (Unaudited)	30-09-2021 (Unaudited)	30.09.2020 (Unaudited)	31.03.2021 (Audited)
1. Segment Revenue						
(a) Trading & Finance	3,761.77	5,240.73	9,892.52	9,002.50	14,244.01	25,176.03
(b) Infrastructure & Realty	3.03	12.24	40.69	15.27	40.69	204.22
Total Income	3,764.80	5,252.97	9,933.21	9,017.77	14,284.70	25,380.25
2. Segments Results						
Profit/(Loss) before tax						
(a) Trading & Finance	493.33	237.17	243.87	730.49	436.52	945.76
(b) Infrastructure & Realty	-	-	-	-	-	-
Total Profit/(Loss) before Tax	493.33	237.17	243.87	730.49	436.52	945.76
3. Capital Employed						
(Segment assets- Segment Liabilities)						
(a) Trading & Finance	32,256.96	31,392.68	28,521.93	32,256.96	28,521.93	30,475.73
(b) Infrastructure & Realty	2,540.68	2,670.42	3,382.41	2,540.68	3,382.41	2,781.53
Total	34,797.64	34,063.10	31,904.34	34,797.64	31,904.34	33,257.26



For & on behalf of the Board of Director

Gautam Jain
Chairman & Managing DirectorPlace: Ahmedabad
Date: November 13, 2021



Notes:

- 1 The above results have been reviewed by the Audit committee and approved by the Board of Directors at its meeting held on November 13, 2021. The standalone and consolidated results of the Company have been reviewed by the Statutory Auditors.
- 2 These financial results have been prepared in accordance with applicable Indian Accounting Standards ("Ind As") notified under the Companies (Indian Accounting Standards) Rules, 2015 as amended, as specified in section 133 of the Companies Act, 2013.
- 3 The segment wise information as required by Regulation 33 of SEBI (Listing Obligation & Disclosure Requirements) Regulations, 2015 is attached.
- 4 A new section 115BAA was inserted in the Income Tax Act, 1961, by the Government of India on September 20, 2019 vide the Taxation Laws (Amendment) Ordinance 2019 which provides an option to companies for paying income tax at reduced rates in accordance with the provisions/conditions defined in the said section. The Company had decided to not opt for section 115BAA as company has a MAT credit of Rs. 4.98 crore.
- 5 The spread of COVID-19 pandemic has severely impacted businesses not only in India but across the globe. Due to lockdown and restrictions, business and economic activities have been disrupted and stalled. The operations resumed gradually with requisite precautions and duly following Government guideline. The pandemic situation has negatively affected the normal business operations with consequential impact on profitability.
- 6 The company has received two complaints during the period & resolved the same & pending complaint as on November 13, 2021 is Nil.
- 7 Previous period figures have been regrouped/rearranged whenever necessary for comparison purposes.
- 8 The Financial Results are available on the BSE Limited website, www.bseindia.com & on the company's website www.metrogloballimited.com

For & on behalf of the Board of Director



Gautam Jain
Chairman & Managing Director

Place: Ahmedabad
Date: November 13, 2021

Independent Auditor's Review Report on Quarterly and Half Yearly Unaudited Consolidated Financial Results of Metroglobal Limited pursuant to Regulation 33 of the SEBI (Listing Obligations and Disclosure Requirements) Regulations, 2015 (as amended)

**To the Board of Directors of
Metroglobal Limited**

1. We have reviewed the accompanying Statement of Unaudited Consolidated Financial Results of Metroglobal Limited ("the Parent" or "the Company"), its subsidiaries, associates and joint ventures (the Parent & its subsidiaries together referred as "the Group") for the quarter and half year ended September 30, 2021 ("the Statement"), being submitted by the Parent pursuant to the requirements of Regulation 33 of the SEBI (Listing Obligations and Disclosure Requirements) Regulations, 2015 as amended.
2. This Statement, which is the responsibility of the Parent's Management and approved by the Parent's Board of Directors, has been prepared in accordance with the recognition and measurement principles laid down in Indian Accounting Standard 34, 'Interim Financial Reporting' ("Ind-AS 34"), as prescribed under Section 133 of the Companies Act, 2013 as amended, read with the relevant rules issued thereunder and other accounting principles generally accepted in India. Our responsibility is to express a conclusion on the Statement based on our review.
3. We conducted our review of the Statement in accordance with the Standards on Review Engagements (SRE) 2410 "Review of Interim Financial Information Performed by the Independent Auditor of the Entity", issued by the Institute of Chartered Accountants of India. This standard requires that we plan and perform the review to obtain moderate assurance as to whether the financial statement is free from material misstatement. A review of interim financial information consists of making inquiries, primarily of persons responsible for financial and accounting matters, and applying analytical and other review procedures. A review is substantially less in scope than an audit conducted in accordance with Standards on Auditing and consequently does not enable us to obtain assurance that we would become aware of all significant matters that might be identified in an audit. Accordingly, we do not express an audit opinion.

We also performed procedures in accordance with the circular issued by the SEBI under Regulations 33(8) of the SEBI (Listing Obligations and Disclosure Requirements) Regulations 2015, as amended, to the extent applicable.



Independent Auditor's Review Report on Quarterly and Half Yearly Unaudited Consolidated Financial Results of Metroglobal Limited pursuant to Regulation 33 of the SEBI (Listing Obligations and Disclosure Requirements) Regulations, 2015 (as amended) (Continue)...

4. The Statement includes unaudited interim financial results of the following entities in addition to the Parent.

Subsidiary:

- Metrochem Capital Trust Ltd.

Associates /Joint Ventures

- Metro Apptech LLP
- Dual Metals Pvt. Ltd.
- DK Metro Procon Pvt. Ltd.
- Ganesh Infrastructure
- PMZ Developers
- Myspace Infracon LLP

5. Based on our review of the Statement conducted and procedures performed as stated above, nothing has come to our attention that causes us to believe that the accompanying Statement, prepared in accordance with the aforesaid Indian Accounting Standards and other accounting principles generally accepted in India, has not disclosed the information required to be disclosed in terms of Regulation 33 of the SEBI (Listing Obligations and Disclosure Requirements) Regulations, 2015 including the manner in which it is to be disclosed, or that it contains any material misstatement.
6. The accompanying statement includes unaudited interim financial results and other unaudited financial information of 1 subsidiary and 6 Associate Enterprises/Joint Ventures, whose unaudited interim financial results reflect total assets of Rs. 6,301.99 Lakhs as at September 30, 2021, Group's share of total revenues of Rs. 397.79 lakhs, Group's share of total net loss of Rs. 17.98 lakhs and Group's share of total comprehensive loss of Rs. 17.98 lakhs for the half year September 30, 2021 and for the period from April 01, 2021 to September 30, 2021, respectively, and as considered in the consolidated unaudited financial statement. The statement also includes the group's share of net loss of Rs. 4.12 lakhs and total comprehensive loss of Rs. 4.12 lakhs for the half year ended September 30, 2021, as considered in the consolidated unaudited financial results, based on their interim results which have not been reviewed/ audited by their auditor. According to the information and explanation given to us by the management, these interim financial results are not material to the group.



Independent Auditor's Review Report on Quarterly and Half Yearly Unaudited Consolidated Financial Results of Metroglobal Limited pursuant to Regulation 33 of the SEBI (Listing Obligations and Disclosure Requirements) Regulations, 2015 (as amended) (Continue)...

The Independent Auditor's report on interim financial results of 1 subsidiary and 6 Associate Enterprises/Joint Ventures have been furnished to us by the Management and our conclusion in so far as it relates to the amounts and disclosures included in respect of these subsidiary and other Associate Enterprises/Joint Ventures, is based solely on the report of such Auditors and the procedures performed by us as stated in paragraph 3 above.

Our conclusion on the statement is not modified in respect of the above matters with respect to our reliance on the interim financial information certified by the management.

**For, KPSJ & ASSOCIATES LLP
Chartered Accountants
(FRN: 124845W / W100209)**

Prakash Parakh

**Prakash Parakh
[Partner]
M. No.: 039946
UDIN: 21039946AAAANZ1548
Place: Ahmedabad
Date: November 13, 2021**




STATEMENT OF UNAUDITED CONSOLIDATED RESULTS FOR THE QUARTER ENDED SEPTEMBER 30, 2021

(Rs. In lakhs except EPS data)

Particulars	Quarter ended			Half year ended		Year ended
	30.09.2021 (Unaudited)	30.06.2021 (Unaudited)	30.09.2020 (Unaudited)	30-09-2021 (Unaudited)	30.09.2020 (Unaudited)	31.03.2021 (Audited)
1. Income						
a) Net Sales/Income from Operations	3,466.91	5,166.22	9,927.88	8,633.12	14,277.99	25,225.57
b) Other Income	298.25	86.88	5.55	385.13	10.77	165.02
Total Income	3,765.16	5,253.10	9,933.43	9,018.26	14,288.75	25,390.59
2. Expenses						
a) Cost of materials consumed	-	-	-	-	-	-
b) Purchase of stock-in-trade	3,382.42	4,905.45	9,843.52	8,287.87	13,926.96	23,652.14
c) Changes in inventories of finished goods, work-in-progress and stock-in-trade	-212.53	-16.16	-246.26	-228.69	-246.26	-72.38
d) Employee benefits expense	35.03	34.90	32.63	69.93	66.02	145.01
e) Finance Cost	11.79	9.73	14.81	21.52	40.37	62.99
f) Depreciation and amortization expense	20.07	19.52	17.46	39.59	34.88	69.30
g) Other expenses	34.77	62.79	27.53	97.56	27.12	579.10
Total Expense	3,271.54	5,016.22	9,689.69	8,287.77	13,849.09	24,436.16
3. Profit before share of profit of Associate & Joint Venture & exceptional items & tax (1-2)	493.61	236.88	243.74	730.49	439.66	954.43
4. Share of profit of:						
Associate/Joint Ventures	5.22	-9.33	13.08	-4.12	23.45	4.36
5. Profit before exceptional items & tax (1-2)	498.83	227.54	256.82	726.37	463.11	958.79
6. Exceptional Items	-	-	-	-	-	-
7. Profit before tax (3-4)	498.83	227.54	256.82	726.37	463.11	958.79
8. Tax Expense	95.41	38.10	42.68	133.51	76.39	246.02
9. Profit after tax for the period (5-6)	403.42	189.44	214.14	592.86	386.72	712.77
10. Other Comprehensive Income/ -loss (net off tax)						
(a) Re-measurement of net defined benefit liability (net off tax)	-	-	-	-	-	2.77
(b) Equity instruments through other comprehensive income i.e. gain or loss due to valuation of investments	459.49	606.77	496.78	1,066.26	1,179.21	2,286.43
11. Total Comprehensive Income (7-8)	862.90	796.22	710.92	1,659.12	1,565.93	3,001.97
12. Net Profit Attributable to:						
-Owner	403.36	189.51	214.16	592.86	386.03	710.87
-Non Controlling Interest	0.06	-0.06	-0.03	-0.00	0.69	1.91
13. Total Comprehensive Income attributable to:						
-Owner	862.85	796.28	710.93	1,659.12	1,565.23	3,000.07
-Non Controlling Interest	0.06	-0.06	-0.03	-0.00	0.69	1.91
14. Paid up Equity Share Capital (Face value Rs 10/-)	12,334,375	12,334,375	12,334,375	12,334,375	12,334,375	12,334,375
15. Other Equity excluding revaluation reserve						
16. Earning Per Share (Face value Rs 10/-) (not annualised) (Excluding Other Comprehensive Income)						
(a) Basic EPS	3.27	1.54	1.74	4.81	3.14	5.78
No. of shares	12,334,375	12,334,375	12,334,375	12,334,375	12,334,375	12,334,375
(b) Diluted EPS	3.27	1.54	1.74	4.81	3.14	5.78
No. of shares	12,334,375	12,334,375	12,334,375	12,334,375	12,334,375	12,334,375
16. Earning Per Share (Face value Rs 10/-) (not annualised) (Including Other Comprehensive Income)						
(a) Basic EPS	7.00	6.46	5.76	13.45	12.70	24.34
No. of shares	12,334,375	12,334,375	12,334,375	12,334,375	12,334,375	12,334,375
(b) Diluted EPS	7.00	6.46	5.76	13.45	12.70	24.34
No. of shares	12,334,375	12,334,375	12,334,375	12,334,375	12,334,375	12,334,375

See Accompany Notes to Financial Statements



For & on behalf of the Board of Director



Gautam Jain

Chairman & Managing Director

 Place: Ahmedabad
 Date: November 13, 2021



STATEMENT OF UNAUDITED CONSOLIDATED ASSETS & LIABILITIES AS AT SEPTEMBER 30, 2021

(Rs. in Lacs)

Particulars	As at	As at
	30.09.2021	31.03.2021
	(Unaudited)	(Audited)
ASSETS		
Non-current assets		
(a) Property, Plant & Equipment	4,286.90	4,317.72
(b) Capital Work-in-Progress	173.68	283.67
(c) Financial Assets		
(i) Investments	9,762.12	8,646.40
(ii) Other Financial Assets	11.61	6.02
(d) Other Non-current assets	5,549.61	5,675.62
Total Non-current assets	19,783.92	18,929.43
Current assets		
(a) Inventories	1,029.67	800.98
(b) Financial Assets		
(i) Trade receivables	1,450.69	360.65
(ii) Cash and cash equivalents	342.93	55.65
(iii) Other bank balances	3,760.85	3,545.60
(c) Other Current assets	10,347.32	10,858.72
Total Current assets	16,931.47	15,621.59
Total Assets	36,715.39	34,551.02
EQUITY AND LIABILITIES		
Equity		
(a) Equity share capital	1,233.44	1,233.44
(b) Other equity	33,461.84	31,925.71
Minority Interest	273.94	278.17
Total Equity	34,969.23	33,437.32
LIABILITIES		
Non-current liabilities		
Financial Liabilities		
(i) Borrowings	446.44	478.21
(ii) Deferred tax liabilities (Net)	49.27	49.27
Total Non-current liabilities	495.71	527.48
Current liabilities		
(a) Financial Liabilities		
(i) Borrowings	-	1.62
(ii) Trade payables	806.91	93.35
(iii) Other Financial Liabilities	49.74	59.13
(b) Other Current liabilities	325.46	362.54
(c) Provisions	68.34	69.58
Total Current liabilities	1,250.46	586.22
Total Equity and Liabilities	36,715.39	34,551.02

For & on behalf of the Board of Director



Gautam Jain
Chairman & Managing Director

Place: Ahmedabad
Date: November 13, 2021




STATEMENT OF UNAUDITED CONSOLIDATED CASH FLOWS FOR THE QUARTER ENDED SEPTEMBER 30, 2021

(Rs. in lakhs)

Particulars	Half year ended	
	30-09-21	30-09-20
	(Unaudited)	(Unaudited)
(A) Cash flow from operating activities:		
Net profit before taxes	730.49	439.66
Adjustments for:		
Depreciation	39.59	34.88
Dividend Income	-7.18	-2.98
Profit/Loss on Sale of Fixed Assets	70.00	-
Profit/Loss on Sale of Investments	-191.17	-
Profit/Loss on consolidation as per equity method of Associates/LLP	-	-
Interest Expense	21.52	40.37
Operating profit before working capital changes	663.25	511.93
Adjustments for:		
(Increase)/Decrease in inventory	-228.69	-246.20
(Increase)/Decrease in trade receivables	-1,090.04	253.86
(Increase)/Decrease in other current assets	511.40	510.22
(Increase)/Decrease in other non-current assets	126.00	224.73
Increase/(Decrease) in short-term borrowings	-1.62	-198.25
Increase/(Decrease) in trade payables	713.56	-221.54
Increase/(Decrease) in other financial liabilities	-9.39	-16.14
Increase/(Decrease) in other current liabilities	-37.08	-
Increase/(Decrease) in short-term provisions	-1.24	-2.58
Cash (used in)/generated from operating activities before taxes	646.15	816.05
Direct taxes paid	-133.51	-76.39
Net cash (used in)/generated from operating activities (A)	512.64	739.66
Add:- Cash flow from Extraordinary Items	-	-
Net cash (used in)/generated from operating activities (A)	512.64	739.66
(B) Cash flow from investing activities:		
Dividend income	7.18	2.98
Profit on Investment in Associates	-4.12	23.45
(Increase)/Decrease in investments	141.71	-468.33
(Increase)/Decrease in other financial assets	-5.59	1.73
(Increase)/Decrease in capital work-in-progress	109.99	-
(Increase)/Decrease of fixed assets	-78.76	-3.11
Net cash (used in)/generated from investing activities (B)	170.40	-443.28
(C) Cash flow from financing activities:		
Increase/(Decrease) in long-term borrowings	-31.77	-133.37
Change in Minority Interest	-4.23	142.46
Interest paid	-21.52	-40.37
Decrease in share capital	-	-
Decrease in reserve & surplus	-122.99	-
Net cash (used in)/generated from financing activities (C)	-180.51	-31.29
Net decrease in cash & cash equivalents during the period (A+B+C)	502.54	265.09
Cash & cash equivalents (opening balance)	3,601.23	3,715.23
Cash & cash equivalents (closing balance)	4,103.77	3,980.32

For & on behalf of the Board of Director

Gautam Jain
Chairman & Managing Director



Place: Ahmedabad
Date: November 13, 2021

**STATEMENTS OF UNAUDITED CONSOLIDATED SEGMENT-WISE REVENUE, RESULTS & CAPITAL EMPLOYED FOR THE QUARTER ENDED SEPTEMBER 30, 2021**

Particulars	Quarter ended			Half year ended		Year ended
	30.09.2021 (Unaudited)	30.06.2021 (Unaudited)	30.09.2020 (Unaudited)	30-09-2021 (Unaudited)	30.09.2020 (Unaudited)	31.03.2021 (Audited)
1. Segment Revenue						
(a) Trading & Finance	3,762.13	5,240.86	9,892.74	9,002.99	14,248.06	25,186.37
(b) Infrastructure & Realty	3.03	12.24	40.69	15.27	40.69	204.22
Total Income	3,765.16	5,253.10	9,933.43	9,018.26	14,288.75	25,390.59
2. Segments Results						
Profit/(Loss) before tax						
(a) Trading & Finance	498.83	227.54	256.82	726.37	463.11	958.79
(b) Infrastructure & Realty	-	-	-	-	-	-
Total Profit/(Loss) before Tax	498.83	227.54	256.82	726.37	463.11	958.79
3. Capital Employed						
(Segment assets- Segment Liabilities)						
(a) Trading & Finance	32,428.55	31,558.82	28,715.48	32,428.55	28,715.48	30,655.79
(b) Infrastructure & Realty	2,540.68	2,670.42	3,382.41	2,540.68	3,382.41	2,781.53
Total	34,969.23	34,229.24	32,097.90	34,969.23	32,097.90	33,437.32

For & on behalf of the Board of Director

Gautam Jain
Chairman & Managing DirectorPlace: Ahmedabad
Date: November 13, 2021

Notes:

1 Unaudited standalone financial results for the quarter ended September 30, 2021 can be viewed on the website of the Company and BSE Ltd. Information of Unaudited standalone financial results of the Company in terms of Regulation 47(1)(b) of the SEBI (Listing Obligations and Disclosure Requirements) Regulations, 2015 ("SEBI Regulations") is as under:

Particulars	Quarter ended			Half year ended		Year ended
	30.09.2021 (Unaudited)	30.06.2021 (Unaudited)	30.09.2020 (Unaudited)	30-09-2021 (Unaudited)	30.09.2020 (Unaudited)	31.03.2021 (Audited)
Revenue from operations	3,764.80	5,252.97	9,933.21	9,017.77	14,284.70	25,380.25
Profit before Tax	493.33	237.17	243.87	730.49	436.52	945.76
Net profit for the period (after tax)	397.92	199.07	201.19	596.98	360.13	699.75
Total comprehensive income	857.41	805.84	697.96	1,663.24	1,539.33	2,988.95

2 The above results were reviewed by the Audit committee and approved by the Board of Directors at its meeting held on November 13, 2021. The standalone and consolidated results of the Company have been reviewed by the Statutory Auditors.

3 These financial results have been prepared in accordance with applicable Indian Accounting Standards ("Ind As") notified under the Companies (Indian Accounting Standards) Rules, 2015 as amended, as specified in section 133 of the Companies Act, 2013. The above consolidated Financial Results consist of Metroglobal Limited, its subsidiary Metrochem Capital Trust Limited & its associate companies / joint ventures Metro Apptech LLP, Myspace Infracon LLP, Dual Metals Private Limited, DK Metro Procon Private Limited, Ganesh Infrastructure, PMZ Developers. Financial Results of the associate companies / joint ventures are consolidated based on equity method.

5 The segment wise information as required by Regulation 33 of SEBI (Listing Obligation & Disclosure Requirements) Regulations, 2015 is attached.

6 A new section 115BAA was inserted in the Income Tax Act, 1961, by the Government of India on September 20, 2019 vide the Taxation Laws (Amendment) Ordinance 2019 which provides an option to companies for paying income tax at reduced rates in accordance with the provisions/conditions defined in the said section. The Company had decided to not opt for section 115BAA as company has a MAT credit of Rs. 4.98 crore

7 The spread of COVID-19 pandemic has severely impacted businesses not only in India but across the globe. Due to lockdown and restrictions, business and economic activities have been disrupted and stalled. The operations resumed gradually with requisite precautions and duly following Government guideline. The pandemic situation has negatively affected the normal business operations with consequential impact on profitability.

8 The company has received two complaint during the period & resolved the same & pending complaint as on November 13, 2021 is Nil.

9 Previous period figures have been regrouped/rearranged whenever necessary for comparison purposes.

10 The Financial Results are available on the BSE Limited website, www.bseindia.com & on the company's website www.metrogloballimited.com.

For & on behalf of the Board of Director



Place: Ahmedabad
Date: November 13, 2021

Gautam Jain
Chairman & Managing Director