



TAYLORMADE
RENEWABLES LTD.

Energy | Environment | Innovation

To,
Department of Corporate Services
BSE Limited
25th Floor, P. J. Towers,
Dalal Street, Fort,
Mumbai - 400 001

November 3RD, 2018

Sub: Outcome of Board Meeting held on November 3, 2018.

Dear Sir,

This is to inform you under Regulation 30 and any other Regulation of SEBI (Listing Obligation and Disclosure Requirement) Regulation, 2015 that a meeting of the Board of Directors of the Company was held on **Saturday, 3rd November, 2018** and said meeting commenced at **11.30 a.m.** In that meeting the Board has decided following matters:

1. Considered and approved the un-audited financial results along with limited review report of the Company for the quarter and half year ended on 30th September, 2018.


Please take the same on your records.

Yours faithfully,

FOR, TAYLORMADE RENEWABLES LIMITED

SCRIP CODE: 541228

SCRIP ID: TRL


DHARMENDRA SHARAD GOR
MANAGING DIRECTOR
DIN: 00466349





**INDEPENDENT AUDITOR'S REPORT
TO THE BOARD OF DIRECTORS OF
TAYLORMADE RENEWABLES LIMITED.**

1. We have audited the accompanying Statement of Standalone Financial Result of **TAYLORMADE RENEWABLES LIMITED** ("the Company") for the six months ended 30th September, 2018 being submitted by the Company pursuant to the requirement of Regulation 33 of the SEBI (Listing Obligation and Disclosure Requirements) Regulation, 2015.
2. This Statement, which is the responsibility of the Company's Management and approved by the Board of Directors, has been compiled from the related standalone financial statements which have been prepared in accordance with the Accounting Standards prescribed under Section 133 of the Companies Act, 2013, read with relevant rules issued thereunder and other accounting principles generally accepted in India. Our responsibility is to express an opinion on the Statement based on our audit of such standalone financial statements.
3. We conducted our audit in accordance with the Standards on Auditing issued by the Institute of Chartered Accountants of India. Those Standards require that we comply with ethical requirements and plan and perform the audit to obtain reasonable assurance about whether the Statement is free from material misstatement.

An audit involves performing procedure to obtain audit evidence about the amounts and the disclosures in the Statement. The procedures selected depend on the auditor's judgment, including the assessment of the risks material misstatement of the Statement, whether due to fraud or error. In making those risk assessments, the auditor considers internal control relevant to the Company's preparation and fair presentation of the Statement in order to design audit procedures that are appropriate in the circumstances, but not for the purpose of expressing an opinion on the effectiveness of the Company's internal control. An audit also includes evaluating the appropriateness of the accounting policies used and the reasonableness of the accounting estimates made by the Management, as well as evaluating the overall presentation of the Statement.

We believe that the audit evidence obtained by us is sufficient and appropriate to provide a basis for our audit opinion.






4. In our opinion and to the best of our information and according to the explanations given to us, the Statement:
- (i) is presented in accordance with the requirements of Regulation 33 of the SEBI (Listing Obligations and Disclosure Requirements) Regulations, 2015; and
 - (ii) Gives a true and fair view in conformity with the aforesaid Accounting Standards and other accounting principles generally accepted in India of the net profit and other financial information of the Company for the six months ended 30th September, 2018.

Place: Ahmedabad

Date: 03.11.2018

For and on behalf of
VIPUL I. SUTHAR & CO.
Chartered Accountants

CA VIPUL SUTHAR
M. No. 129400
FRN: 129104W



TAYLORMADE RENEWABLES LIMITED

Regd. Office: 705 Sapath-II, Opp Rajpath Club, S G Road, Bodakdev, Ahmedabad-380015.

Phone: +91 79 40040888, Email: info@tss-india.com


Website: trlindia.com, CIN: U29307GJ2010PLC061759

Summarised Balance Sheet as at 30th September, 2018

(Amt in Lakhs)

Particulars		Figures as at 30.09.2018	Figures as at 31.03.2018	Figures as at 30.09.2017
A	EQUITY AND LIABILITIES			
1	Shareholders' funds			
	Share Capital	982.48	658.48	45.00
	Reserves and Surplus	968.36	55.12	110.00
	Money Received against Share Warrants	-	-	-
	Sub -total - Shareholder's funds	1,950.84	713.60	155.00
2	Share Application Money pending Allotment	-	1,341.20	-
3	Non-current liabilities			
	Long-Term Borrowings	-	3.40	375.00
	Deferred Tax Liabilities (Net)	2.10	-0.29	-0.43
	Other Long Term Liabilities	-	-	-
	Long-Term Provisions	-	-	-
	Sub - total - Non-current liabilities	2.10	3.10	374.57
4	Current liabilities			
	Short-Term Borrowings	1.05	582.95	404.29
	Trade Payables			
	i. Total outstanding due of Micro enterprises and small enterprises	-	-	-
	ii. Total outstanding due of creditors other than Micro enterprises and small enterprises	59.05	371.66	85.27
	Other Current Liabilities	-48.96	-55.78	42.94
	Short-Term Provisions	39.74	33.84	-
	Sub - total - current liabilities	50.88	932.66	532.50
	TOTAL EQUITY AND LIABILITIES	2,003.82	2,990.57	1,062.07
B	ASSETS			
1	Non-current assets			
	Fixed Assets:			
	i. Tangible Assets	203.34	175.36	132.12
	ii. Capital Work in Progress	-	-	-
	Non current investment	11.05	9.98	24.24
	Deffered tax assets (Net)	-	-	-
	Long term Loans & Advances	-	-	-
	Other Non current Assets	-	-	-
	Sub - total -Non current assets	214.39	185.34	156.36
2	Current assets			
	Current investments	10.00	-	-
	Inventories	382.58	402.64	364.03
	Trade receivables	509.06	956.50	488.71
	Cash and Cash Equivalents	3.69	0.68	2.70
	Bank Balance other than cash and cash equivalents	451.67	1,341.54	1.87
	Short Term Loans & Advances	330.21	75.13	48.39
	Other Current Assets	102.22	28.74	-
	Sub - total current assets	1,789.43	2,805.23	905.70
	TOTAL	2,003.82	2,990.57	1,062.07

For and on behalf of Board of Directors of Taylormade Renewables Limited



Dharmendra S. Gor
Managing Director

DIN: 00466349

Date: 03 November, 2018

Place: Ahmedabad

TAYLORMADE RENEWABLES LIMITED

Regd. Office: 705 Sapath-II, Opp Rajpath Club, S G Road, Bodakdev, Ahmedabad-380015.

Phone: +91 79 40040888, Email: info@tss-india.com

Website: trlindia.com, CIN: U29307GJ2010PLC061759

Statement of Audited Results For the Six Months Ended on September 30, 2018

(Amt in Lakhs)

Sr. No	Particulars	Six Months Ended	Six Months Ended	Year Ended	Six Months Ended
		30.09.2018	31.03.2018	31.03.2018	30.09.2017
		Audited	Audited	Audited	Audited
	Income:				
1	(a) Revenue from Operations	1234.98	505.69	1,964.66	1,058.98
	(b) Other Income	3.72	0.82	1.88	1.06
	Total Income	1,238.70	506.51	1,966.55	1,060.04
	Expenses:				
	a Cost of materials consumed	934.44	374.40	1,519.92	796.40
	b Purchases of Stock-in-Trade				-
	c Changes in inventories of finished goods work-in-progress and Stock-in-Trade	20.06	-38.61	-9.47	29.14
	d Excise duty expenses			-	-
	e Employee benefit expenses	35.78	27.31	51.77	27.46
	f Finance Cost	1.49	22.86	53.35	33.96
	g Depreciation and amortisation Cost	9.37	7.76	16.47	7.56
	h Manufacturing Expenses	13.34	26.29	63.30	54.74
	i Power, Fuel and Water Charges	3.56	1.04	3.30	2.27
	j Stores & Spares	-	-	-	-
	k Other Expenses	75.01	35.96	131.94	34.97
	l Short (Excess) Provision of Tax Earlier Year		-	-	-
	Total Expenses	1,093.05	457.01	1,830.59	986.50
3	Profit / (Loss) before exceptional Items & Tax (1-2)	145.65	49.49	135.96	73.54
4	Exceptional Items	-	-	-	-
5	Profit / (Loss) before extra ordinary Items & Tax (3+4)	145.65	49.49	135.96	73.54
6	Extra - Ordinary Items	-	-	-	-
7	Profit / (Loss) before Tax (5+6)	145.65	49.49	135.96	73.54
	Tax expense:				
8	(1) Current tax	39.47	16.39	36.85	18.94
	(2) Deferred tax	2.39	1.69	2.20	2.07
	Short (Excess) Provision of Tax Earlier Year	-	-	-	-
	Total tax Expenses	41.86	18.08	39.06	21.01
9	Profit (Loss) for the period from continuing operations (7-8)	103.79	31.41	96.90	52.53
10	Profit (Loss) for the period from discontinuing operations	-	-	-	-
11	Tax Expense of discounting Operation	-	-	-	-
12	Net Profit (Loss) from discounting operations	-	-	-	-
13	Profit (Loss) for the period	103.79	31.41	96.90	52.53
14	Paid Up Equity Share Capital (Face value of Rs. 10/- per Share)	982.48	658.48	658.48	45.00
15	Reserve excluding Revaluation Reserve as per Balance Sheet	968.36	57.47	57.47	57.47
16	EPS - (FV Rs. 10/- per share) (Before Extraordinary Items)				
	Basic	1.06	0.48	1.47	11.67
	Diluted	1.06	0.48	1.47	11.67
17	EPS - (FV Rs. 10/- per share) (Before Extraordinary Items)				
	Basic	1.06	0.48	1.47	11.67
	Diluted	1.06	0.48	1.47	11.67

Notes:

- The Above Result have been taken on record by the board of Directors on 03 November, 2018 after being audited by statutory auditor and reviewed by Audit Committee
- The Company have received certificate for conversion from pvt. Ltd. To Public Ltd from Registrar of Companies, Ahmedabad on 21.12.2017
- Equity Share of the Company got Listed on Bombay Stock Exchange on 06.04.2018
- Short Term Provision Includes amount of Rs. 39.74 Lakhs for provision of current year tax
- Previous years figures regrouped and rearranged wherever necessary

