

TIDE WATER OIL CO. (INDIA) LTD.

Regd. Office: Yule House | 8, Dr. Rajendra Prasad Sarani | Kolkata 700 001

Tel: 033 2242 1086 | Fax: 033 2242 1087 | E-mail: tidecal@tidewaterindia.co.in | www.tidewaterindia.com

CIN : L23209WB1921PLC004357
An ISO 9001: 2015 Company

Date: 3rd August, 2020

National Stock Exchange of India Ltd.

(Scrip ID – TIDEWATER)

Exchange Plaza,

Plot No.C/1, Block – G,

Bandra-Kurla Complex, Bandra (E)

Mumbai – 400051

Fax No. (022) 2659 8237/8238/66418124/8125

BSE Limited

(Scrip Code – 590005)

(Formerly Bombay Stock Exchange Ltd.)

Floor 25, P.J. Towers,

Dalal Street,

Mumbai – 400001

Fax No. (022) 2272 3353

Dear Sir(s),

Sub.: Submission of Annual Report for the year 2019-20

Pursuant to Regulation 34 of the SEBI (Listing Obligations and Disclosure Requirements) Regulations, 2015, as amended we submit herewith the Annual Report of the Company for the year 2019-20 containing Audited Annual Standalone and Consolidated Financial Statements.

This is for your information and records.

Thanking you,

Yours faithfully,

For Tide Water Oil Co. (India) Ltd.



(Saptarshi Ganguli)

Company Secretary

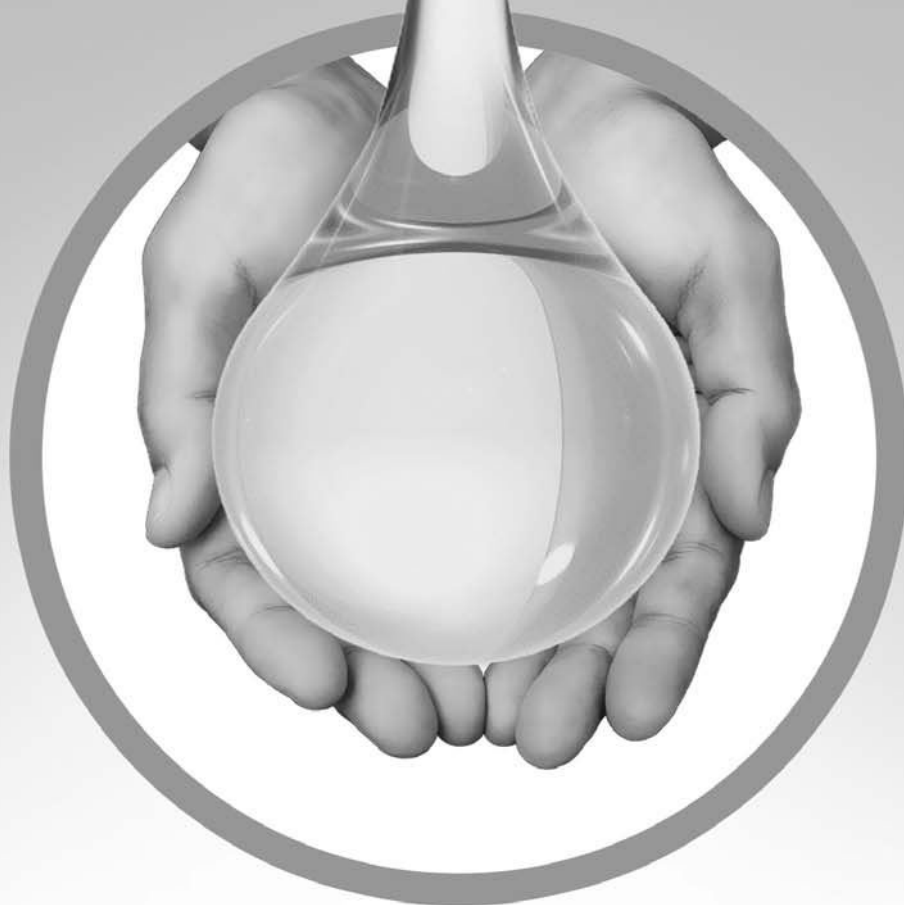
Encl.: As above.



Veedol



ANNUAL
REPORT
2019 - 20



TIDE WATER OIL CO. (INDIA) LTD.



Board of Directors	SHRI P. S. BHATTACHARYYA (DIN: 00329479) SHRI D. S. CHANDAVARKAR (DIN: 00176277) SHRI SUBIR DAS (DIN: 00199255) SHRI R. N. GHOSAL (DIN: 00308865) SHRI P. Y. GURAV (DIN: 02004317) SHRI DEBASIS JANA (DIN: 07046349) SMT. NAYANTARA PALCHOUDHURI (DIN: 00581440) SHRI S. ROY CHOUDHURY (DIN: 00130803) SHRI S. SUNDARESHAN (DIN: 01675195) SHRI AMIT VARADAN (DIN: 08401348) SHRI VINOD S. VYAS (DIN: 00176206)
Executive Directors	SHRI J. RAMESH SHRI S. K. VAIDYA
COO	SHRI A. BASU
Group CFO	SHRI S. BASU (ICAI Membership No. F055350)
Secretary	SHRI S. GANGULI (ICSI Membership No. A20735)
Auditors	PRICE WATERHOUSE CHARTERED ACCOUNTANTS LLP
Registered Office	'YULE HOUSE' 8, DR. RAJENDRA PRASAD SARANI KOLKATA 700 001 Tel : 033 2242 1086 Fax : 033 2242 1087 www.tidewaterindia.com; www.veedolindia.com tidecal@tidewaterindia.co.in
CIN	L23209WB1921PLC004357

MUMBAI OFFICE

C.T.S.- 90, Kachwadi
Govandi, Deonar
Mumbai - 400 088

KOLKATA OFFICE

'Yule House'
8, Dr. Rajendra Prasad Sarani
Kolkata - 700 001

DELHI OFFICE

904, 904A & 904B,
9th Floor, Vijaya Building,
17, Barakhamba Road,
New Delhi - 110 001

CHENNAI OFFICE

Seshachalam Centre
10th Floor
636/1, Anna Salai
Nandanam
Chennai - 600 035

Name(s) of any Director or Key Managerial Personnel specified any where in this Report shall be read along with the Director Identification Number (DIN) or Membership No. stated against his / her name as the case may be and the Registered Office Address shall be construed as their address for all practical purposes. Name(s) of Shri Ashim Mukherjee and Shri Pravin Agrawal wherever appearing in this Report shall be read alongwith their respective DINs which are 02135462 and 05277383, respectively.

NOTICE TO MEMBERS

Notice is hereby given that the Ninety Seventh Annual General Meeting of the members of Tide Water Oil Company (India) Limited will be held at the Registered Office of the Company at Yule House, 8, Dr. Rajendra Prasad Sarani, Kolkata - 700001 on Friday, the 28th day of August, 2020 at 10:15 a.m. to transact the following business:

1. To consider and adopt the Statement of Profit and Loss Account for the year ended 31st March, 2020, the Balance Sheet as at that date and the Reports of the Board of Directors and the Auditors thereon.
2. To confirm the payment of first and second interim dividends and to declare final dividend for the financial year ended 31st March, 2020.
3. To appoint a Director in place of Shri D. S. Chandavarkar who retires by rotation and being eligible offers himself for re-appointment.

SPECIAL BUSINESS

To consider and, if thought fit, to pass with or without modification the following resolutions:

4. As an Ordinary resolution
"RESOLVED that Shri Amit Varadan be and is hereby appointed a Director of the Company."
5. As an Ordinary Resolution
"RESOLVED that pursuant to the provisions of Section 149, 152 and other applicable provisions, if any, of the Companies Act, 2013 (Act) and Rules framed thereunder, read together with Schedule IV to the Act, as amended from time to time, Shri S. Das, a Non-Executive Director of the Company, who has submitted a declaration that he meets the criteria for independence as provided in Section 149(6) of the Act and who is eligible for appointment, be and is hereby appointed as an Independent Director of the Company to hold office for 3 (three) consecutive years with effect from 1st April, 2020 for a term upto 31st March, 2023."
6. As an Ordinary Resolution
"RESOLVED that pursuant to the provisions of Sections 177 and 188 of the Companies Act, 2013 (Act) read together with the provisions of the Rules under Chapter XII of the Act and read with all circulars, notifications, provisions of the Securities and Exchange Board of India (Listing Obligations and Disclosure Requirements) Regulations, 2015, as amended, and other provisions of law, as applicable for the time being, consent of the members of the Company be and is hereby accorded to the Company for entering into transactions involving sale, purchase or supply of any goods or material and/or availing or rendering of any services with Standard Greases & Specialities Private Limited, a related party as per the definition of the term under the Act, upto an amount of Rs. 280 Crores (Rupees Two Hundred and Eighty Crores only) during the financial year ending on 31st March, 2021."
"RESOLVED FURTHER that the Board of Directors (Board) of the Company be and is hereby authorised to execute, transact, enter into any contract to carry out or perform all such acts, deeds, matters, things, agreements, contracts, etc. as may be required to be done to give effect to the instant resolution or for the matters incidental to or ancillary thereof, through decisions of the Board or through delegation of relevant authority to any person or to any committee of persons."
7. As an Ordinary Resolution
"RESOLVED that pursuant to the provisions of Sections 177 and 188 of the Companies Act, 2013 (Act) read together with the provisions of the Rules under Chapter XII of the Act and read with all circulars, notifications, provisions of the Securities and Exchange Board of India (Listing Obligations and Disclosure Requirements) Regulations, 2015, as amended, and other provisions of law, as applicable for the time being, consent of the members of the Company be and is hereby accorded to the Company for entering into transactions involving sale, purchase or supply of any goods or material and/or availing or rendering of any services with JX Nippon TWO Lubricants India Private Limited, a related party as per the definition of the term under the Act, upto an amount of Rs. 291 Crores (Rupees Two Hundred and Ninety One Crores only) during the financial year ending on 31st March, 2021."

“RESOLVED FURTHER that the Board of Directors (Board) of the Company be and is hereby authorised to execute, transact, enter into any contract to carry out or perform all such acts, deeds, matters, things, agreements, contracts, etc. as may be required to be done to give effect to the instant resolution or for the matters incidental to or ancillary thereof, through decisions of the Board or through delegation of relevant authority to any person or to any committee of persons.”

8. As an Ordinary Resolution

“RESOLVED that pursuant to Section 148 and other applicable provisions, if any, of the Companies Act, 2013 and the Rules framed thereunder, as amended from time to time, the Company hereby ratifies the remuneration of Rs. 2,00,000 (Rupees Two Lakhs only) plus out-of-pocket expenses payable to Messrs. DGM and Associates, Cost Accountants (Firm’s Registration No. 000038) who have been appointed by the Board of Directors as the Cost Auditors of the Company, to conduct the audit of the cost records of the Company for the financial year ending on 31st March, 2021.”

9. As an Ordinary Resolution

“RESOLVED that pursuant to the provisions of Sections 196, 197 and other applicable provisions, if any, of the Companies Act, 2013 (Act) read together with the provisions of the Rules framed thereunder and read with Schedule V to the Act and further read with any other provisions of law, as applicable for the time being, consent of the members be and is hereby accorded for varying the remuneration payable to Shri R.N. Ghosal, Managing Director with effect from 1st January, 2020 till his remaining term i.e. upto 28th February, 2021, in view of grant of Special Compensation as recommended by the Nomination and Remuneration Committee and approved by the Board of Directors of the Company at their respective meetings held on 14th February, 2020, in the manner as set out in the letter addressed to him by the Company, a copy whereof was placed before the meeting.”

10. As a Special Resolution

“RESOLVED that pursuant to provisions of Sections 13, 4 and other applicable provisions, if any, of the Companies Act, 2013, (“Act”) including any statutory modifications or re-enactment thereof for the time being in force and rules made thereunder and subject to such other requisite approvals, if any, in this regard from appropriate authorities and terms(s), condition(s), amendment(s), modification(s), as may be required or suggested by any such appropriate authorities, and agreed to by the Board of Directors of the Company (hereinafter referred to as “Board” which term shall include any Committee or one or more Directors), the consent of the members of the Company be and is hereby accorded for alteration of the Objects Clause of the Memorandum of Association (“MOA”) of the Company such that after the existing paragraph ‘zc’ of Clause 3(c) of the MOA, the following new paragraphs shall be added:

- (zd) To carry on the business as manufacturers, processors, traders, importers, exporters, chemists, druggists, oil and colourman and dealers in ayurvedic products/allopathic products, homeopathy and siddha formulations, preparations and its derivatives, over-the-counter (OTC) products, pharmaceuticals, medicinal, chemical, diagnostic, anti-biotic, disinfectant, therapeutic preparations, substances, products, bandages, handgloves, personal protection equipments, medical disposables, industrial and other preparations and articles, compounds, drugs, makers of and dealers in proprietary articles of all kinds, sanitizers, facial chemicals, cosmetic items, skin care products, all types of tissues stock, male/feminine hygiene care products and other personal care products.
- (ze) To carry on in India or elsewhere the business of assembling, fabricating, manufacturing, producing, processing, converting, repairing, renovating, servicing, buying, selling, trading, leasing, importing, exporting, warehousing, marketing, assigning, transferring, investing, rendering services or otherwise dealing in products, relating to car care, vehicle care such as waxes and car polish (rapid and spray wax), medium hard and soft pad for car polishing treatments, dust repellents and sprays for cleansing and protective treatments, car cleaners, anti-aging moisturising milks for leather seats, and any other related products such as waste management products, electrical insulating tapes and resins, connecting products, power cable splicing and terminating kits and materials, cable arc and fireproofing tapes, fire barrier products, twist-on electrical wire connectors and self-stripping connectors, wire terminals, lugs and connectors, wire market tapes and books, crimping tools and cable ties, corrosion protection

products, such as corrosion protection tapes and liquid, powdered resins, goods, wares, merchandise, and property of every class in relation to car care and vehicle care and provide all the necessary, support services relating to the above products for the car care and vehicle care.”

“RESOLVED FURTHER that Board be and is hereby authorized to undertake all such acts, deeds, matters and things and to execute all such deeds, documents and writing as may be deemed necessary, proper, desirable and expedient in its absolute discretion, for the purpose of giving effect to this resolution and to settle any question, difficulty, or doubt that may arise in this regard.”

“RESOLVED FURTHER that the Board be and is hereby authorized to delegate all or any of the powers conferred on it by or under this regulation to any Committee of Directors of the Company or Officer(s) of the Company in order to give effect to this resolution.”

The Register of the Members and the Transfer Register of the Company will remain closed from 22nd August, 2020 (Saturday) to 28th August, 2020 (Friday) both days inclusive.

Registered Office:

“Yule House”,

8, Dr. Rajendra Prasad Sarani

Kolkata – 700 001

Date: 24th June, 2020

By Order of the Board

S. Ganguli

Company Secretary

EXPLANATORY STATEMENT PURSUANT TO SECTION 102 OF THE COMPANIES ACT, 2013

Item No. 4

Shri Amit Varadan was appointed as an Additional Director of the Company with effect from 14th November, 2019. Accordingly, he will hold office up to the date of the 97th Annual General Meeting. The Company has received a notice in writing from a member alongwith the deposit of requisite amount under Section 160 of the Companies Act, 2013, proposing his candidature for the office of Director of the Company.

Shri Amit Varadan is not disqualified from being appointed as a Director in terms of Section 164 of the Companies Act, 2013 and has given his consent to act as a Director, if appointed.

Shri Amit Varadan is presently posted as the Joint Secretary in the Department of Heavy Industry, Ministry of Heavy Industries and Public Enterprises, Government of India. He holds Master's Degrees in Economics and Business Administration. He has rich and varied experience in the fields of Operation, Commercial, Safety, Vigilance, Information Technology and Public Relations.

Pursuant to Regulation 17(11) of Securities and Exchange Board of India (Listing Obligations and Disclosure Requirements) Regulations, 2015, as amended, the Board recommends appointment of Shri Amit Varadan as a Director.

No person, as specified under Section 102(1)(a) of the Companies Act, 2013, other than Shri Amit Varadan is in any way concerned or interested in this Resolution proposed to be passed.

Item No. 5

In accordance with the provisions of Section 149 read with Schedule IV to the Companies Act, 2013, appointment of an Independent Director requires approval of members. Based on the recommendation of the Nomination and Remuneration Committee, the Board of Directors have proposed that Shri S. Das, Non-Executive Director be appointed as an Independent Director of the Company to hold office for 3 (three) consecutive years with effect from 1st April, 2020 for a term upto 31st March, 2023. The appointment of Shri S. Das shall be effective upon approval by the members in the meeting.

Shri S. Das is not disqualified from being appointed as a Director in terms of Section 164 of the Companies Act, 2013 and has given his consent to act as a Director, if appointed. The Company has received a declaration from Shri Das that he meets the criteria of independence as prescribed both under sub-section (6) of Section 149 of the Act and under Securities and Exchange Board of India (Listing Obligations and Disclosure Requirements) Regulations, 2015 as amended (the Regulations). In the opinion of the Board, Shri Das fulfils the conditions for his appointment as an Independent Director as specified in the Companies Act, 2013 and the Regulations. Shri S. Das is independent of the management and possesses appropriate skills, experience and knowledge.

Shri S. Das is a qualified Chartered Accountant with more than 31 years of post qualification experience. He has in-depth knowledge and experience in fields relating to Finance, Legal and Management. He is on the Board of various companies which includes a listed entity as well in addition to this Company. He does not hold any share of the Company in his own name. Keeping in view fulfillment of various conditions for his appointment as an Independent Director as specified under various prevailing statutes, in force and considering his vast expertise and knowledge, it will be in the interest of the Company that Shri S. Das, Non-Executive Director be appointed as an Independent Director of the Company. This may be deemed to be the justification for choosing Shri Das for appointment as an Independent Director.

Copy of the draft letter of appointment of Shri S. Das as an Independent Director setting out the terms and conditions, is available for inspection by the Members at the Registered Office of the Company without any fees during the office hours on any working day, except Saturdays, Sundays and public holidays, between 11.00 a.m. to 5.00 p.m. till the date of the 97th Annual General Meeting (AGM) subject to available relaxations, if any granted by local authorities in view of restrictions imposed due to outbreak of the pandemic. However for the purpose of inspection, the document shall also be available at the website of the Company www.tidewaterindia.com under Investor Relations. The aforesaid document will also be available for inspection at the venue of the AGM.

Pursuant to Regulation 17(11) of Securities and Exchange Board of India (Listing Obligations and Disclosure Requirements) Regulations, 2015, as amended, the Board recommends appointment of Shri S. Das as an Independent Director.

No person, as specified under Section 102(1)(a) of the Companies Act, 2013, other than Shri S. Das is in any way concerned or interested in this Resolution proposed to be passed.

Item No. 6

Your Company has been procuring lubricating oil and other chemicals from Standard Greases & Specialities Private Limited (SGSPL), which has been offering competitive rates for its products to your Company. SGSPL is one of the largest grease producers in Asia and they are supplying grease to meet the needs of Western and Northern Regions of the Company as there are no grease plants thereat.

Section 2(76) of the Companies Act, 2013, inter alia, states that 'related party' with reference to a Company, will include any private company in which a Director or manager is a member or Director. Since, Shri D. S. Chandavarkar and Shri Vinod S. Vyas are Directors of SGSPL and also are on the Board of your Company, SGSPL will be deemed to be a related party as per the definition of the terms in Section 2 of the Companies Act, 2013. Further SGSPL is a joint promoter of your Company.

Under Regulation 23 of Securities and Exchange Board of India (Listing Obligations and Disclosure Requirements) Regulations, 2015, as amended, 'Material Related Party Transaction', has been defined to include transaction / transactions to be entered into individually or taken together with previous transactions during a financial year, exceeding 10% (ten percent) of the annual consolidated turnover, as per the last audited financial statement of the Company and that material related party transactions must have prior approval of the members of the Company by way of a Resolution.

Section 188 of the Companies Act, 2013 read with Rule 15 of the Companies (Meetings of Board and its Powers) Rules, 2014, as amended inter alia states that except with the prior approval of the Company by a Resolution, a company shall not enter into a transaction or transactions involving sale, purchase or supply of any goods or material directly or through appointment of agent where the transaction or transactions to be entered into amounts to 10% (ten percent) or more of the turnover of the Company.

As your Company proposes to procure lubricating oil and other chemicals from SGSPL and also buy grease from them, cumulative transaction value whereof during the financial year ending on 31st March 2021 (i.e. Rs. 280 crores), is envisaged to exceed the limits stated under Securities and Exchange Board of India (Listing Obligations and Disclosure Requirements) Regulations, 2015, as amended and the Companies Act, 2013 read with Rules framed thereunder your approval is sought by way of passing an Ordinary Resolution. This may be deemed to be a disclosure as required under Rule 15 of Companies (Meetings of Board and its Powers) Rules, 2014, as amended.

The Board of Directors of your Company considers that the proposed Ordinary Resolution is in the interest of the Company and pursuant to Regulation 17(11) of Securities and Exchange Board of India (Listing Obligations and Disclosure Requirements) Regulations, 2015, as amended, the Board recommends the resolution relating to entering into transactions involving sale, purchase or supply of any goods or material and/or availing or rendering of any services with SGSPL upto an amount of Rs. 280 Crores (Rupees Two Hundred and Eighty Crores only) during the financial year ending on 31st March, 2021, for your approval.

No person, as specified under Section 102(1)(a) of the Companies Act, 2013, other than Director(s) nominated by SGSPL on the Board of Directors of the Company is in any way concerned or interested in this Resolution proposed to be passed. None of the Directors and Key Managerial Personnels of your Company, other than the Director(s) nominated by SGSPL on the Board of Directors of the Company do not hold any equity shares in SGSPL. Other entities belonging to the category of 'Promoters or Part of the Promoter Group' do not hold any equity shares in SGSPL.

The Audit Committee of your Company has approved this resolution in the meeting of the said Committee held on 14th February, 2020.

As per the provisions of Section 188(1) of the Companies Act, 2013 and Regulation 23 of Securities and Exchange Board of India (Listing Obligations and Disclosure Requirements) Regulations, 2015, as amended, all entities falling under the definition of related parties shall not vote to approve this resolution irrespective of whether the entity is a party to this transaction or not.

Item No. 7

During 2014-15, pursuant to a Joint Venture Agreement between JXTG Nippon Oil and Energy Corporation (formerly JX Nippon Oil and Energy Corporation), Japan and your Company, JX Nippon TWO Lubricants India Private Limited (JXTL) was formed, wherein the business segment relating to 'ENEOS' range of products was transferred. JXTL is a Joint Venture Company and is also an Associate Company as your Company holds 50% stake therein. JXTL is construed to be a 'related party' in terms of Section 2(76) read with Section 2(6) of the Companies Act, 2013. Shri R. N. Ghosal, Managing Director is also a Director of JXTL.

Your Company has entered into a Franchisee Agreement with JXTL with effect from 1st October, 2014. As such, the said arrangement(s) may be construed to invoke provisions as contained in Section 188 of the Companies Act, 2013 and rules made thereunder.

Under Regulation 23 of Securities and Exchange Board of India (Listing Obligations and Disclosure Requirements) Regulations, 2015, as amended 'Material Related Party Transaction' has been defined to include transaction/ transactions to be entered into individually or taken together with previous transactions during a financial year, exceeding 10% of the annual consolidated turnover, as per the last audited financial statement, of the Company and that material related party transactions must have prior approval of the members of the Company by way of a Resolution.

Section 188 of the Companies Act, 2013 read with Rule 15 of the Companies (Meetings of Board and its Powers) Rules, 2014, as amended inter alia states that except with the prior approval of the Company by a Resolution, a company shall not enter into a transaction or transactions involving sale, purchase or supply of any goods or material directly or through appointment of agent where the transaction or transactions to be entered into amounts to 10% (ten percent) or more of the turnover of the Company.

As your Company manufactures/supplies oils relating to FF segment and SF segment on behalf of / to the Joint Venture Company viz. JX Nippon TWO Lubricants India Private Limited and also provides allied services, referred above, with respect to the concerned business, cumulative transaction value whereof during the financial year ending on 31st March, 2021, (i.e. Rs. 291 crores), is envisaged to exceed the limits stated under Securities and Exchange Board of India (Listing Obligations and Disclosure Requirements) Regulations, 2015, as amended, and the Companies Act, 2013 read with rules framed thereunder your approval is sought by way of passing an Ordinary Resolution. This may be deemed to be a disclosure as required under Rule 15 of Companies (Meetings of Board and its Powers) Rules, 2014, as amended.

The Board of Directors of your company considers that the proposed Ordinary Resolution is in the interest of the Company and pursuant to Regulation 17(11) of Securities and Exchange Board of India (Listing Obligations and Disclosure Requirements) Regulations, 2015, as amended, the Board recommends the resolution relating to entering into transactions involving sale, purchase or supply of any goods or material and/or availing or rendering of any services with JX Nippon TWO Lubricants India Private Limited upto an amount of Rs. 291 Crores (Rupees Two Hundred and Ninety One Crores only) during the financial year ending on 31st March, 2021, for your approval.

No person, as specified under Section 102(1)(a) of the Companies Act, 2013, other than Shri R. N. Ghosal, Managing Director is in any way concerned or interested in this Resolution proposed to be passed. The existing Promoters or entities belonging to the Promoter Group, Directors and Key Managerial Personnels of your Company do not hold any equity shares in JXTL.

The Audit Committee of your company has approved this resolution in the meeting of the said Committee held on 14th February, 2020.

As per the provisions of Section 188(1) of the Companies Act, 2013 and Regulation 23 of Securities and Exchange Board of India (Listing Obligations and Disclosure Requirements) Regulations, 2015, as amended all entities falling under the definition of related parties shall not vote to approve this resolution irrespective of whether the entity is a party to this transaction or not.

Item No. 8

The Company is required under Section 148 of the Companies Act, 2013 (Act) read with Companies (Cost Records and Audit) Amendment Rules, 2016 to have the audit of its cost records conducted by a Cost Accountant in practice. The Board of Directors of the Company, on the recommendation of the Audit Committee, has approved the appointment of Messrs. DGM and Associates, Cost Accountants to conduct audit of cost records of the Company for products covered under the Companies (Cost Records and Audit) Amendment Rules, 2016 for the financial year ending on 31st March, 2021, at a remuneration of Rs. 2,00,000 (Rupees Two Lakhs only) plus reimbursement of out-of-pocket expenses.

In accordance with the provisions of Section 148 of the Act read with the said Rules, the remuneration payable to the Cost Auditors as recommended by the Audit Committee and approved by the Board of Directors has to be ratified by the Members of the Company.

Accordingly, the consent of the Members is sought by way of passing an Ordinary Resolution as set out at Item No. 8 of the Notice for ratification of the remuneration payable to the Cost Auditors for the financial year ending on 31st March, 2021.

The Board of Directors of your Company considers that the proposed Ordinary Resolution is in the interest of the

Company and pursuant to Regulation 17(11) of Securities and Exchange Board of India (Listing Obligations and Disclosure Requirements) Regulations, 2015, as amended the Board recommends the resolution relating to ratification of remuneration of Rs. 2,00,000 (Rupees Two Lakhs only) plus out-of-pocket expenses payable to Messrs. DGM and Associates, Cost Accountants (Firm's Registration No. 000038) who have been appointed by the Board of Directors as the Cost Auditors of the Company, to conduct the audit of the cost records of the Company for the financial year ending on 31st March, 2021, for your approval.

No person, as specified under Section 102(1)(a) of the Companies Act, 2013, is in any way concerned or interested in this Resolution proposed to be passed.

Item No. 9

The remuneration of Shri R. N. Ghosal, Managing Director was last revised by the shareholders vide their resolution dated 14th August, 2018.

The Company has been historically following the pay structure of Central Public Sector Enterprises. However, the Nomination and Remuneration Committee of the Board (NR Committee) and the Board of Directors (the Board) of the Company at their respective meetings held on 14th February, 2020 recommended and resolved that to retain and attract the right talent, the Company would be required to adhere to compensation packages prevailing in the industry, which is deemed to be higher than the existing compensation structure followed by the Company. As such, in order to even out such perceived imbalance, at the said meetings, it was decided to grant Special Compensation proportionally to the present employees in the rank of Vice President (E-8) and above so as to retain existing talent and also rule out any difference that might occur from the compensation package(s) to be offered from time to time in future for attracting deserving incumbents for such positions.

In view of the above, the Board on the recommendation of the NR Committee, subject to approval of the members of the Company, decided to grant a Special Compensation of Rs. 1,00,000 (Rupees One Lakh only) per month to Shri R. N. Ghosal, Managing Director with effect from 1st January, 2020 till his remaining term i.e. upto 28th February, 2021, in addition to the remuneration sanctioned by the shareholders vide the resolution referred hereinabove.

The remuneration structure of Shri R. N. Ghosal, Managing Director, post inclusion of the aforesaid Special Compensation will be as follows:

(a) Salary :

- i) Basic Salary at Rs. 2,14,960/- per month with annual increment of 3% p.a.
- ii) Dearness Allowance - As per Company Rules.
- iii) Housing - Company Accommodation or HRA @ 24% of Basic Salary.
- iv) Special Compensation at Rs. 1,00,000/- per month

(b) Commission :

0.3% of the Net Profit of the Company (as per Companies Act, 2013) subject to a maximum of Rs. 9,00,000/-.

(c) Stock Option

As per Tide Water Oil Company (India) Limited Employee Benefit Scheme, as framed and upto such limit as may be declared and implemented from time to time.

(d) Perquisites & Allowances:

The total perquisites excluding that of HRA and other non-cash perquisites/superannuation benefits etc., shall not exceed 35% of the revised Basic Pay. In case Company owned accommodation, Company to bear income tax liability, 50% whereof to be loaded within the ceiling of 35%, subject to Income Tax Rules. In addition to the above, the Managing Director will be entitled to the following:

- i) Electricity etc. : - As per Company Rules
- ii) Leave Travel Concession : As per Company Rules
- iii) Club Fees : As per Company Rules
- iv) Motor Car : As per Company Rules
- v) Telephone : Free telephone facilities at residence. Personal long distance calls on telephone will be recoverable by the Company.
- vi) Leave : As per Company Rules
- vii) Voucher Payments : As may be applicable on actual basis
- viii) Medical Reimbursement : As per Company Rules

(e) Superannuation Benefits :

- i) Provident Fund – As per Company Rules
 - ii) Gratuity - As per provisions of The Payment of Gratuity Act, 1972 including any amendment thereof
 - iii) Superannuation Fund - As per Company Rules
 - iv) Post Retirement Medical Reimbursement – As per Company Rules
- Company's contribution towards Provident Fund, Gratuity, Pension Fund and Post Retirement Medical Benefits will be subject to maximum 30% of Basic Pay and Dearness Allowance.

In computing monetary ceilings on perquisites the Company's contribution to Provident Fund, Pension Fund and Gratuity shall not be taken into account.

As any variation in terms of appointment of a Whole Time Director requires sanction of shareholders, your approval is hereby sought for grant of the said Special Compensation to Shri R. N. Ghosal, Managing Director.

The Board of Directors of your company considers that the proposed Ordinary Resolution is in the interest of the Company and pursuant to Regulation 17(11) of Securities and Exchange Board of India (Listing Obligations and Disclosure Requirements) Regulations, 2015, as amended the Board recommends the resolution relating to grant of Special Compensation to Shri R. N. Ghosal, Managing Director, for your approval.

No person, as specified under Section 102(1)(a) of the Companies Act, 2013, other than Shri R. N. Ghosal, Managing Director is in any way concerned or interested in this Resolution proposed to be passed.

Item No. 10

With the outbreak of the pandemic, it has been observed that there has been a boost in the industry related to personal hygiene. This area is deemed to be new and having lot of potential for growth. As such, the Board of Directors (the Board) of the Company vide its resolution dated 24th June, 2020 decided to explore the business vertical relating to selling of sanitizer, personal protection equipments (ppe), etc. as an additional business vertical to be pursued by the Company in future.

Further the Board vide its aforesaid resolution also decided to explore another vertical viz. selling of car care products as a viable business avenue in addition to the existing line of business and the vertical referred above. This is deemed to be advantageous as products manufactured primarily within the group can be marketed through the Company's own distribution channels.

Since these lines of business are not specifically included in the existing Objects Clause of the Company, pursuing these verticals will involve amendment of the Objects Clause of the Memorandum of Association of the Company which will require shareholders' approval through Special Resolution pursuant to the provisions of Section 13 of the Companies Act, 2013.

The Board of Directors of your Company considers that the proposed Special Resolution is in the interest of the Company and pursuant to Regulation 17(11) of Securities and Exchange Board of India (Listing Obligations and Disclosure Requirements) Regulations, 2015, as amended the Board recommends the resolution relating to alteration of Objects Clause of Memorandum of Association (MOA) of the Company by adding paragraph 'zd' and 'ze' after the existing paragraph 'zc' of Clause 3(c) of the MOA, for your approval.

A copy of the proposed MOA of the Company will be available for inspection by the Members at the Registered Office of the Company during the office hours on any working day, except Saturdays, Sundays and public holidays, between 11.00 a.m. to 5.00 p.m. till the date of the 97th Annual General Meeting (AGM) subject to available relaxations, if any granted by local authorities in view of restrictions imposed due to outbreak of the pandemic. However for the purpose of inspection, the documents shall also be available at the website of the Company at www.tidewaterindia.com under Investor Relations. The aforesaid document will also be available for inspection at the venue of the AGM.

No person, as specified under Section 102(1)(a) of the Companies Act, 2013, is in any way concerned or interested in this Resolution proposed to be passed.

Notes:

1. A Member entitled to attend and vote at this meeting may appoint a Proxy to attend and vote in his stead. A proxy need not be a Member of the Company. Proxies, in order to be effective, must be received at the Company's Registered Office not less than forty-eight hours before the meeting. A person can act as a proxy on behalf of Members not exceeding 50 (Fifty) and holding in the aggregate not more than 10% of the total share capital of the Company. In case a proxy is proposed to be appointed by a Member holding more than 10% of the total share

capital of the Company carrying voting rights, then such proxy shall not act as a proxy for any other person or shareholder.

2. Members who hold shares in dematerialized form are requested to bring their Client ID and DP ID numbers for easy identification of attendance at the meeting.
3. Pursuant to shareholders' resolution no. 4 dated 14th August, 2018, Messrs. Price Waterhouse Chartered Accountants LLP, the existing Auditors are eligible to continue to hold office till the conclusion of Ninety Ninth Annual General Meeting of the Company. In view of notification dated 7th May, 2018 issued by Ministry of Corporate Affairs read with Companies (Audit and Auditors) Amendment Rules, 2018, ratification of such appointment has not been included in the Notice of the 97th Annual General Meeting.
4. Dividend that may be declared by the Company will be paid to those members whose names will appear on the Register of Members of the Company on 28th August, 2020.
5. Messrs MCS Share Transfer Agent Limited, 383, Lake Gardens, 1st Floor, Kolkata – 700 045 has been appointed as Registrars and Share Transfer Agents for both physical and dematerialized shares of the Company.
6. Instructions regarding change of address and/or mandate should be sent so as to reach the Registrar or Registered Office of the Company latest by 28th August, 2020.
7. Members holding shares in more than one account are requested to intimate to the Registrar of the Company the ledger folios to enable the Company to consolidate the same into one account.
8. Members are encouraged to claim payment of dividend through Electronic Clearing Service (ECS). Members holding shares in dematerialized form should approach the Depository Participant with whom they are maintaining account for change in address, bank mandate and nomination, if any. Other members who have not furnished the details and/or whose details have since changed are requested to forward the following details immediately under the signature of the named shareholder:

Folio No.	No. of shares
Bank Account No.	Nature of Bank Account
Bank name and address (with pin code)	Nine digit code no. of the Bank and Branch as appearing in the cheque book (with photocopy of a cheque)

Members can submit details with Messrs MCS Share Transfer Agent Limited, 383, Lake Gardens, 1st Floor, Kolkata – 700 045, the Registrars and Share Transfer Agents of the Company for receiving dividend directly in their bank accounts through Electronic Clearing Services (ECS) by writing an email at mcssta@rediffmail.com. In case any Member is unable to submit their details for remittance of dividend through ECS, their dividend warrants/cheque shall be dispatched upon normalization of the postal services, post Covid-19. As the members are aware, as per the Income Tax Act, 1961 (the Act), as amended by the Finance Act, 2020, dividends paid or distributed by a Company after 1st April, 2020 shall be taxable in the hands of the shareholders. The Company shall, therefore, be required to deduct tax at source at the time of making payment of the Dividend, if declared at the Annual General Meeting of the Company. For further clarification regarding applicable Tax Deducted at Source (TDS) provisions under the Act for Resident and Non-Resident shareholder categories, the members are requested to consider the communication made by the Company in this regard. Members may also alternatively access a copy of the said communication at the official website of the Company at www.tidewaterindia.com under the 'Investor Relations' section.

9. Dividend for the financial year ended 31st March, 2012, which remained unpaid or unclaimed have been transferred to the Investor Education and Protection Fund of the Central Government. Shareholders who have not encashed the dividend warrants so far for the financial year ended 31st March, 2013 or any subsequent financial years are requested to make their claim to the Registered Office of the Company. It may be noted that once the unclaimed dividend is transferred to the Central Government, as above, no claim shall lie in respect thereof. The Company has uploaded the details of unpaid and unclaimed amounts lying with the Company as on 30th August, 2019 (date of last Annual General Meeting) on the website of the Company (www.tidewaterindia.com), as also on the website of the Ministry of Corporate Affairs.
10. The Securities and Exchange Board of India has mandated the submission of Permanent Account Number (PAN) by every participant in securities market. Members holding shares in electronic form are, therefore, requested to submit their PAN to their Depository Participants with whom they are maintaining their demat accounts. Members holding shares in physical form can submit their PAN to the Company.

11. Members holding shares in single name and physical form are advised to make nomination in respect of their shareholding in the Company. This may be effected by way of a written request to the Company. Members may please note that Securities and Exchange Board of India vide its notification dated 8th June, 2018 and 30th November, 2018 mandated that with effect from 1st April, 2019 except in case of transmission or transposition of securities, request for effecting transfer of securities shall not be processed unless the securities are held in dematerialized form with a depository.
12. Pursuant to 'Green Initiative' Circular No. 17/2011 issued by the Ministry of Corporate Affairs, the Company effected electronic delivery of notice of Annual General Meeting and Annual Report for the year ended 31st March, 2020 to those shareholders, whose email-ids were registered with the respective Depository Participants and down-loadable from the depositories viz., NSDL/CDSL. Members who have not registered their e-mail address so far are requested to register their e-mail address for receiving all communication including Annual Report, Notices, Circulars, etc. from the Company electronically.
13. In compliance with the provisions of Section 108 of the Companies Act, 2013, Rule 20 of the Companies (Management and Administration) Rules, 2014 as amended by the Companies (Management and Administration) Amendment Rules, 2015 and Regulation 44 of Securities and Exchange Board of India (Listing Obligations and Disclosure Requirements) Regulations, 2015, the Company is pleased to provide members facility to exercise their right to vote on resolutions proposed to be considered at the 97th Annual General Meeting (AGM) by electronic means and the business may be transacted through e-voting services. The facility of casting the votes by the members using an electronic voting system from a place other than venue of the AGM will be provided by National Securities Depository Limited (NSDL).

The instructions for remote e-voting are as under:

- A. The way to vote electronically on NSDL e-Voting system consists of "Two Steps" which are mentioned below:
 - Step 1 : Log-in to NSDL e-Voting system at <https://www.evoting.nsdl.com/>**
 - Step 2 : Cast your vote electronically on NSDL e-Voting system.**

Details on Step 1 are mentioned below:

How to log-into NSDL e-Voting website?

 - i. Visit the e-Voting website of NSDL. Open web browser by typing the following URL: [https:// www.evoting.nsdl.com/](https://www.evoting.nsdl.com/) either on a Personal Computer or on a mobile.
 - ii. Once the home page of e-Voting system is launched, click on the icon "Login" which is available under 'Shareholders' section.
 - iii. A new screen will open. You will have to enter your User ID, your Password and a Verification Code as shown on the screen. Alternatively, if you are registered for NSDL eservices i.e. IDEAS, you can log-in at [https:// eservices.nsdl.com/](https://eservices.nsdl.com/) with your existing IDEAS login. Once you log-in to NSDL eservices after using your log-in credentials, click on e-Voting and you can proceed to Step 2 i.e. Cast your vote electronically
 - iv. Your User ID details are given below :

Manner of holding shares i.e. Demat (NSDL or CDSL) or Physical	Your User ID is:
a) For Members who hold shares in demat account with NSDL.	8 Character DP ID followed by 8 Digit Client ID For example if your DP ID is IN300*** and Client ID is 12***** then your user ID is IN300***12*****.
b) For Members who hold shares in demat account with CDSL.	16 Digit Beneficiary ID For example if your Beneficiary ID is 12***** then your user ID is 12*****
c) For Members holding shares in Physical Form.	EVEN Number followed by Folio Number registered with the company For example if folio number is 001*** and EVEN is 101456 then user ID is 101456001***
 - v. Your password details are given below:
 - a) If you are already registered for e-Voting, then you can use your existing password to login and cast your vote.

- b) If you are using NSDL e-Voting system for the first time, you will need to retrieve the 'initial password' which was communicated to you. Once you retrieve your 'initial password', you need to enter the 'initial password' and the system will force you to change your password.
 - c) How to retrieve your 'initial password'?
 - (i) If your email ID is registered in your demat account or with the company, your 'initial password' is communicated to you on your email ID. Trace the email sent to you from NSDL from your mailbox. Open the email and open the attachment i.e. a .pdf file. Open the .pdf file. The password to open the .pdf file is your 8 digit Client ID for NSDL account, last 8 digits of Client ID for CDSL account or folio number for shares held in physical form. The .pdf file contains your 'User ID' and your 'initial password'.
 - (ii) If your email ID is not registered, your 'initial password' is communicated to you on your postal address.
 - vi. If you are unable to retrieve or have not received the "Initial password" or have forgotten your password:
 - a) Click on "Forgot User Details/Password?" (If you are holding shares in your demat account with NSDL or CDSL) option available on www.evoting.nsdl.com.
 - b) "Physical User Reset Password?" (If you are holding shares in physical mode) option available on www.evoting.nsdl.com.
 - c) If you are still unable to get the password by aforesaid two options, you can send a request at evoting@nsdl.co.in mentioning your demat account number/folio number, your PAN, your name and your registered address.
 - d) Members can also use the OTP (One Time Password) based login for casting the votes on the e-Voting system of NSDL.
 - vii. After entering your password, tick on Agree to "Terms and Conditions" by selecting on the check box.
 - viii. Now, you will have to click on "Login" button.
 - ix. After you click on the "Login" button, Home page of e-Voting will open.

Details on Step 2 are given below:

 - i. After successful login at Step 1, you will be able to see the Home page of e-Voting. Click on e-Voting. Then, click on Active Voting Cycles.
 - ii. After click on Active Voting Cycles, you will be able to see all the companies "EVEN" in which you are holding shares and whose voting cycle is in active status.
 - iii. Select "EVEN" of company for which you wish to cast your vote.
 - iv. Now you are ready for e-Voting as the Voting page opens.
 - v. Cast your vote by selecting appropriate options i.e. assent or dissent, verify/modify the number of shares for which you wish to cast your vote and click on "Submit" and also "Confirm" when prompted.
 - vi. Upon confirmation, the message "Vote cast successfully" will be displayed.
 - vii. You can also take the printout of the votes cast by you by clicking on the print option on the confirmation page.
 - viii. Once you confirm your vote on the resolution, you will not be allowed to modify your vote.
- B. General Guidelines for shareholders:**
- i. Institutional shareholders (i.e. other than individuals, HUF, NRI etc.) are required to send scanned copy (PDF/ JPG Format) of the relevant Board Resolution/Authority letter, etc. with attested specimen signature of the duly authorized signatory(ies) who are authorized to vote, to the Scrutinizer by e-mail to shawmanoj2003@gmail.com and/or shawmanoj2003@yahoo.co.in, with a copy marked to evoting@nsdl.co.in.
 - ii. It is strongly recommended not to share your password with any other person and take utmost care to keep your password confidential. Login to the e-voting website will be disabled upon five unsuccessful attempts to key in the correct password. In such an event, you will need to go through the "Forgot User Details/Password?" or "Physical User Reset Password?" option available on www.evoting.nsdl.com to reset the password.
 - iii. In case of any queries, you may refer to the Frequently Asked Questions (FAQs) for Shareholders and evoting user manual for Shareholders available at the download section of www.evoting.nsdl.com or contact Mr. Amit Vishal, Sr. Manager or Ms. Pallavi Mhatre, Manager of National Securities Depository Limited

- at 022-24994200 or call on toll free no.: 1800-222-990 or send a request at evoting@nsdl.co.in. You may also contact National Securities Depository Limited at their address Trade World, 'A' Wing, 4th Floor, Kamala Mills Compound, Senapati Bapat Marg, Lower Parel, Mumbai-400 013.
- iv. The remote e-Voting period commences on Tuesday, 25th August, 2020 (10.00 a.m. IST) and ends on Thursday, 27th August, 2020 (5.00 p.m. IST). During this period, Members of the Company, holding shares either in physical form or in dematerialized form, as on 21st August, 2020, may cast their vote electronically. The remote e-voting module shall be disabled by NSDL for voting thereafter. Once the vote on a resolution is cast by the Member, he/she shall not be allowed to change it subsequently.
 - v. The voting rights of Members shall be in proportion to their shares of the paid up equity share capital of the Company as on 21st August, 2020.
 - vi. Shri M.P. Shaw, Practicing Company Secretary (Membership No. FCS 5517), Proprietor of Manoj Shaw and Co., Company Secretaries, has been appointed as the Scrutinizer to scrutinize the voting at the AGM and remote e-voting process in a fair and transparent manner.
 - vii. Facility for voting through polling paper shall be made available at the 97th Annual General Meeting and members attending the meeting who have not already cast their vote by remote e-voting shall be able to exercise their rights at the concerned meeting.
 - viii. The Scrutinizer shall, after conclusion of voting at the general meeting, first count the votes cast at the meeting, thereafter unblock the votes cast through remote e-voting within stipulated time from the conclusion of the remote e-voting period, in the presence of at least two witnesses not in the employment of the Company and make not later than 48 hours of conclusion of the meeting, a consolidated Scrutinizer's Report of the total votes cast in favour or against, if any, to the Chairman of the meeting who will counter sign the same and declare the results of voting forthwith.
 - ix. Members who have cast their vote by remote e-voting prior to the meeting may also attend the meeting but shall not be entitled to cast their vote again.
 - x. Members of the company holding shares either in physical form or in dematerialized form, as on 21st August, 2020, may opt for remote e-voting or voting at the AGM through polling paper.
 - xi. The results declared along with the Scrutinizer's Report shall be placed on the Company's website www.tidewaterindia.com and on the website of NSDL www.evoting.nsdl.com immediately on declaration of result by the Chairman and communicated to the National Stock Exchange of India Limited (NSE) and Bombay Stock Exchange Limited (BSE) where the shares of the Company are listed.
14. Pursuant to Regulation 36(3) of Securities and Exchange Board of India (Listing Obligations and Disclosure Requirements) Regulations, 2015, as amended, the details of the Directors seeking appointment/re-appointment at the forthcoming Annual General Meeting are provided as under :-

1.	Name of Director	Shri D.S. Chandavarkar
2.	Date of Birth (Age in years)	7 th February, 1942 (78)
3.	Date of Appointment	30 th May, 2017
4.	Expertise in specific functional area (Experience in years)	Administrative and Management Functions (More than 38 years)
5.	Qualification	N.A.
6.	Shareholding in the Company (either personally or on beneficial basis)	NIL.
7.	List of other Public Limited Companies in which Directorship held	Royal Castor Products Limited
8.	Chairman/Member of the Committees of the Board across all Public Companies in which he is a Director	NIL
9.	Chairman/Member of the Committees of the Board of the Company	Member – Nomination and Remuneration Committee

10.	Disclosure of relationships between Directors inter-se and other Key Managerial Personnel.	No relationship shared between Directors inter-se. No relationship shared with any Key Managerial Personnel of the Company.
11.	Terms and Conditions of appointment / re-appointment	As per prevailing practice, Non-Executive Director(s) and Independent Director(s) are entitled to sitting fees only.
12.	Remuneration sought to be paid / last drawn	As mentioned in Corporate Governance Report.
13.	Number of Board Meetings attended during the year	As mentioned in Corporate Governance Report.

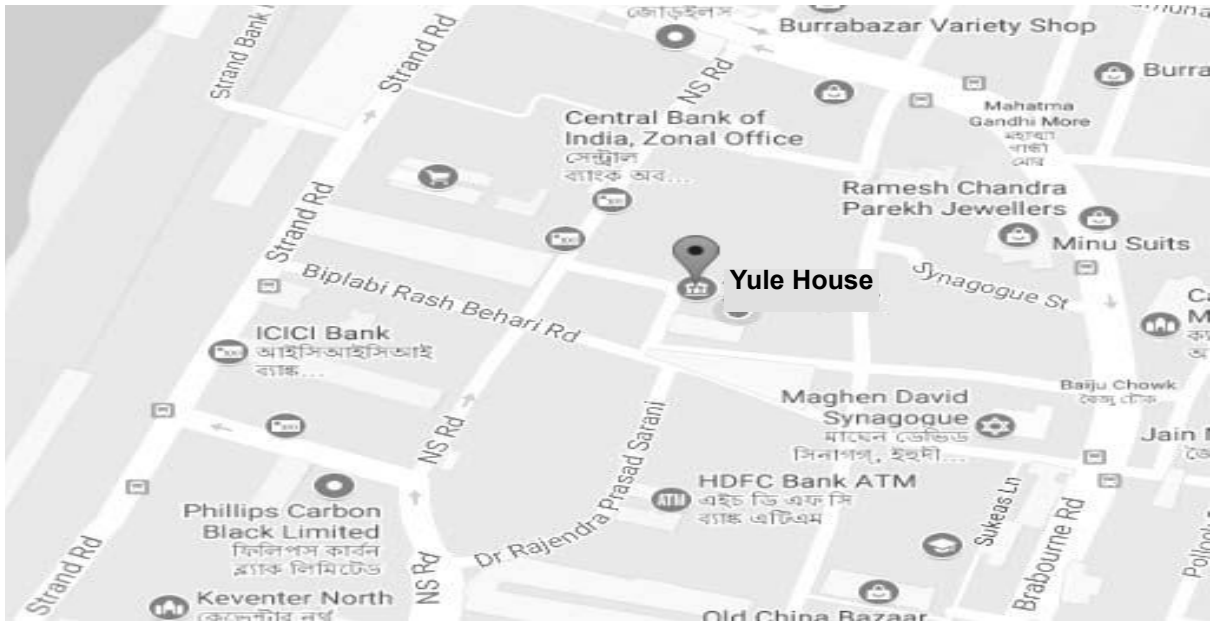
1.	Name of Director	Shri Amit Varadan
2.	Date of Birth (Age in years)	28 th January, 1966 (54)
3.	Date of Appointment	14 th November, 2019
4.	Expertise in specific functional area (Experience in years)	Operation, Commercial, Safety, Vigilance, Information Technology and Public Relations (More than 30 years)
5.	Qualification	Master's Degree in Economics and Business Administration
6.	Shareholding in the Company (either personally or on beneficial basis)	NIL
7.	List of other Public Limited Companies in which Directorship held	Andrew Yule & Company Limited and Bharat Heavy Electricals Limited. Both the companies are listed entities.
8.	Chairman/Member of the Committees of the Board across all Public Companies in which he is a Director	Member of Audit Committee – Bharat Heavy Electricals Limited Member of Stakeholders' Relationship Committee - Bharat Heavy Electricals Limited Member of Corporate Social Responsibility Committee - Bharat Heavy Electricals Limited Member of Nomination and Remuneration Committee - Bharat Heavy Electricals Limited Member of Project Review Committee - Bharat Heavy Electricals Limited Member of Committee on Arbitration and Major Legal Disputes - Bharat Heavy Electricals Limited
9.	Chairman/Member of the Committees of the Board of the Company	NIL
10.	Disclosure of relationships between Directors inter-se and other Key Managerial Personnel.	No relationship shared between Directors inter-se. No relationship shared with any Key Managerial Personnel of the Company.
11.	Terms and Conditions of appointment / re-appointment	As per prevailing practice, Non-Executive Director(s) and Independent Director(s) are entitled to sitting fees only.
12.	Remuneration sought to be paid / last drawn	As mentioned in Corporate Governance Report.
13.	Number of Board Meetings attended during the year	As mentioned in Corporate Governance Report.

1.	Name of Director	Shri Subir Das
2.	Date of Birth (Age in years)	24 th November, 1958 (61)
3.	Date of Appointment	As Independent Director-1 st April, 2020; As Non-Executive Director-2 nd August, 2007 (re-appointed on 17 th September, 2007)
4.	Expertise in specific functional area (Experience in years)	Finance, Legal and Management (More than 31 years)
5.	Qualification	Chartered Accountant
6.	Shareholding in the Company (either personally or on beneficial basis)	NIL
7.	List of other Public Limited Companies in which Directorship held	Rydak Syndicate Limited. This is a listed entity.
8.	Chairman/Member of the Committees of the Board across all Public Companies in which he is a Director	Member of Audit Committee - Rydak Syndicate Limited. Member of Nomination and Remuneration Committee - Rydak Syndicate Limited. Member of Independent Directors' Committee - Rydak Syndicate Limited.
9.	Chairman/Member of the Committees of the Board of the Company	Member – Audit Committee and Corporate Social Responsibility Committee
10.	Disclosure of relationships between Directors inter-se and other Key Managerial Personnel.	No relationship shared between Directors inter-se. No relationship shared with any Key Managerial Personnel of the Company.
11.	Terms and Conditions of appointment / re-appointment	As per prevailing practice, Non-Executive Director(s) and Independent Director(s) are entitled to sitting fees only.
12.	Remuneration sought to be paid / last drawn	As mentioned in Corporate Governance Report.
13.	Number of Board Meetings attended during the year	As mentioned in Corporate Governance Report.

1.	Name of Director	Shri R. N. Ghosal
2.	Date of Birth (Age in years)	1 st March, 1955 (65)
3.	Date of Appointment (As Managing Director)	2 nd November, 2011
4.	Expertise in specific functional area (Experience in years)	Marketing Management and Chemistry (More than 43 years)
5.	Qualification	MSc. Chemistry from IIT, Delhi and M.Tech. (Credits) from IIT, Delhi
6.	Shareholding in the Company (either personally or on beneficial basis)	NIL
7.	List of other Public Limited Companies in which Directorship held	NIL
8.	Chairman/Member of the Committees of the Board across all Public Companies in which he is a Director	NIL
9.	Chairman/Member of the Committees of the Board of the Company	Member – Corporate Social Responsibility Committee, Risk Management Committee and Stakeholders' Relationship Committee

10.	Disclosure of relationships between Directors inter-se and other Key Managerial Personnel.	No relationship shared between Directors inter-se. No relationship shared with any Key Managerial Personnel of the Company.
11.	Terms and Conditions of appointment / re-appointment	As mentioned in Resolution No. 9, as appearing in the Notice of the 97 th Annual General Meeting, explanatory statement thereof and Corporate Governance Report.
12.	Remuneration sought to be paid / last drawn	As mentioned in Corporate Governance Report.
13.	Number of Board Meetings attended during the year	As mentioned in Corporate Governance Report.

Route map to the venue of 97th Annual General Meeting



DIRECTORS' REPORT

Dear Shareholders,

Your Directors take pleasure in presenting their Ninety Seventh Annual Report on the operations of the Company together with audited accounts for the year ended 31st March, 2020.

	Standalone		Consolidated		Amount
	Year ended	Year ended	Year ended	Year ended	(Rs. in Crores)
	31 st March, 2020	31 st March, 2019	31 st March, 2020	31 st March, 2019	
The Accounts before charging depreciation show a profit of	151.99	155.25	172.15	160.08	
From which has been deducted					
Depreciation (Net)	9.36	8.29	12.49	10.46	
Provision for Taxation	35.69	49.75	38.11	51.89	
Other Comprehensive Income (OCI)	4.79	1.42	4.79	1.42	
	<u>49.84</u>	<u>59.46</u>	<u>55.39</u>	<u>63.77</u>	
	102.15	95.79	116.76	96.31	
To which is added the balance brought forward from the last accounts of	564.81	574.68	559.62	568.74	
	<u>666.96</u>	<u>670.47</u>	<u>676.38</u>	<u>665.05</u>	
The Directors have paid 1 st Interim Dividend @ 1000% for 2019-20 (p.y. 1500%) on the Ordinary Shares amounting to	17.42	26.14	17.42	26.14	
The Directors have paid 2 nd Interim Dividend @ 1200% for 2019-20 (p.y. 1700%) on the Ordinary Shares amounting to	20.91	29.62	20.91	29.62	
The Directors have paid final dividend @ 1500% for 2018-19 (p.y. 2000%) on the Ordinary Shares amounting to	26.14	34.85	26.14	34.85	
Tax on Dividend	12.25	17.70	12.25	19.46	
	<u>590.24</u>	<u>562.16</u>	<u>599.66</u>	<u>554.98</u>	
To which is added OCI adjustment and tax thereon	(3.58)	(0.93)	(5.30)	(0.66)	
Leaving a balance to be carried forward	<u>586.66</u>	<u>561.23</u>	<u>594.36</u>	<u>554.32</u>	

PERFORMANCE AND STATE OF COMPANY'S AFFAIRS

Your Company has completed another successful year of operation by achieving a turnover of Rs. 1322.74 crores (net of discount and rebates Rs. 1127.28 crores) compared to Rs. 1383.62 crores (net of discount and rebates Rs. 1193.34 crores) in the previous year, a decrease of 4.40%. This performance is even more satisfying as it has been achieved despite difficult market conditions arising out of slowdown in the economy, particularly during the end of the financial year owing to the outbreak of the pandemic. In spite of severe headwinds from various quarters, the Company achieved a Profit before Tax (PBT) of Rs. 142.63 crores as compared to Rs. 146.96 crores in the preceding year. The profit achieved was primarily on account of rationalization of the pricing structure, adoption of austerity measures and optimum procurement of raw materials.

The Consolidated turnover (net of discount and rebates) was Rs. 1316.57 crores as compared to Rs. 1377.00 crores for previous year. The Consolidated Profit before Tax was higher at Rs. 160.44 crores as compared to Rs. 151.63 crores for the preceding year.

The brand equity of the Company's products in the industry has withstood the test of time and is expected to aid the Company in performing better in the coming years. The efforts of brand building primarily through promotional activities targeted at mechanics and fleet owners, have helped the Company to create a 'niche' for its products even in a turbulent business environment. Further continued focus on the premium segment and efficient procurement strategies have also helped the Company to post such results.

Your Company continued to pursue its campaigns in electronic media for both Diesel Engine Oil and Petrol Engine Oil segments. The 'bazaar' segment also remained one of the main focal points during the year. Further realignment of the distribution network, efforts in maintaining direct contacts with the customers and various strategic alliances with the leading Original Equipment Manufacturers (OEMs) have helped your Company to achieve these results and increase its presence in new markets.

The Company's Plants at Silvassa, Turbhe, Oragadam, Ramkristopur and Faridabad are accredited under ISO 9001:2015 for quality standards. The Turbhe, Silvassa and Oragadam Plants had obtained accreditation under ISO 14001:2015 for environmental standards. The Silvassa Plant has also obtained OHSAS 18001:2007 accreditation for occupational health and safety standards. The activities carried out by the Company's accredited R&D Centers have been successful in upgrading product

formulation by way of absorption of latest technology prevailing in the industry.

Your Company's products primarily marketed under the 'VEEDOL' brand name are well established and accepted in the industry for their quality and range. The Joint Venture Company (JVC) viz. JX Nippon TWO Lubricants India Private Limited (JXTL), wherein your Company and JXTG Nippon Oil & Energy Corporation (formerly JX Nippon Oil & Energy Corporation), Japan, have 50:50 stake, continues to undertake marketing of the 'ENEOS' brand of products in India. The production facilities, warehousing, logistic and other ancillary support continue to be extended by your Company to the JVC. Details of performance of this joint venture are stated in the later part of the report.

BRAND 'VEEDOL'

With the acquisition of Veedol International Limited, the Company got the global rights to a wide portfolio of registered trademarks for the master brand 'VEEDOL' as well as its associate product sub-brands and iconic logos. The Company has exploited this opportunity for marketing lubricants under the 'VEEDOL' brand in various geographies around the world.

INTERNATIONAL OPERATIONS

Your Company had invested in 100% shares of Veedol UK Limited (formerly Price Thomas Holdings Limited), having a wholly owned subsidiary viz. Granville Oil & Chemicals Limited (GOCL), which is engaged in manufacturing and selling of lubricants and automotive after care products. Since GOCL has its own manufacturing facility, it has resulted in competitive product pricing internationally. Also, the range of products and its sales distribution network have been beneficial for the Company's international operations. GOCL mainly operates in United Kingdom and key brands marketed inter alia include Granville, Gunk, Nova and Autosol.

Other than as stated above and besides holding 100% shares of Veedol International Limited the Company presently has two wholly owned subsidiaries viz. Veedol International DMCC (VID), Dubai and Veedol Deutschland GmbH (VDG), Germany to cater to the Middle East Asian Region and Europe, respectively. The Company's another subsidiary Veedol International BV (VIBV), Netherlands has been closed down on 31st December, 2019 on account of restructuring of European business of the Company. In order to achieve economies of scale VDG and GOCL are now exporting Veedol products to the territories which were being serviced through VIBV in addition to their own assigned geographies.

Further Veedol International Americas Inc. had also been floated as a wholly owned subsidiary of Veedol

International Limited, UK. This has relaunched Veedol in Andean Region of South America.

Veedol International Limited has also licensed the Veedol brand inter alia to a licensee in Canada, Mexico and other licensees in France, Germany, Bangladesh and Republic of South Africa for sales thereat.

WIND ENERGY BUSINESS

During the year 2019-20, the revenue generated from the Wind Energy Project amounted to Rs. 1.84 crores. The Company produces enough clean energy to offset its electricity consumption from fossil fuel sources. The sector is poised to provide adequate returns over the years.

DIVIDEND

In view of present financial results, your Directors have the pleasure in recommending a final Dividend of 2800% (Rs. 140.00 per ordinary share) on the Ordinary Shares of Rs. 5 each for the financial year 2019-20 as against 1500% (Rs. 75.00 per ordinary share) for the previous year to the equity shareholders of the Company. The Board of Directors at its 324th Meeting held on 14th November, 2019 declared 1st interim dividend of 1000% (Rs. 50.00 per ordinary share) for financial year 2019-20 involving a total dividend outflow of Rs. 17.42 crores. The same was distributed to the Shareholders on 28th November, 2019. The Board of Directors again at its 325th Meeting held on 14th February, 2020 declared 2nd interim dividend of 1200% (Rs. 60.00 per ordinary share) for the financial year 2019-20 involving a total dividend outflow of Rs. 20.91 crores. The same was distributed to the Shareholders on 2nd March, 2020. The final dividend is in addition to the two interim dividends, as already distributed. The Dividend Distribution Policy is enclosed with this report as **Annexure I**. The same is also available at the official website of the Company at the weblink <https://www.tidewaterindia.com/wp-content/uploads/2017/02/DIVIDEND%20DISTRIBUTION%20POLICY.pdf>. Dividend(s) declared / to be declared were / is in line with the policy referred above.

MANAGEMENT DISCUSSION AND ANALYSIS REPORT

Management Discussion and Analysis Report for the year under review, as stipulated under Securities and Exchange Board of India (Listing Obligations and Disclosure Requirements) Regulations, 2015, as amended, is presented in a separate section forming part of the Annual Report as **Annexure II**.

CORPORATE GOVERNANCE

Your Directors affirm their commitment to good Corporate Governance practices. The report on Corporate Governance as per the requirement of Securities

and Exchange Board of India (Listing Obligations and Disclosure Requirements) Regulations, 2015, as amended, together with a certificate from a Practicing Company Secretary and declaration by the Managing Director forms part of this report.

SUBSIDIARY COMPANIES

On acquisition of 100% shares, Veedol International Limited had become a wholly owned subsidiary of the Company with effect from October, 2011. Further to explore possibilities of marketing the products under 'Veedol' brand in the Middle East Asian Markets, your Company had floated another wholly owned subsidiary under the name Veedol International DMCC at Dubai, UAE. With a view to cater to the European Markets (excepting the DACH region) the company had set up another wholly owned subsidiary viz. Veedol International BV, having its office at Amsterdam, the Netherlands. The said company has been closed down during the year on 31st December, 2019 due to reorganization of European operations.

As the 'Veedol' brand enjoys considerable brand equity in the DACH region, Veedol Deutschland GMBH (VDG) had been initially set up as a 100% subsidiary of Veedol International BV (VIBV). During 2017-18, the Company had acquired 100% shareholding of VDG from VIBV. VDG continues to carry out its marketing operations for the DACH region and the same operates from Langenfeld, Germany.

However post-restructuring of European business VDG is currently exporting Veedol products to territories which were being serviced through VIBV in addition to its own assigned geographies.

Veedol International Americas Inc. had been incorporated as a 100% subsidiary of Veedol International Limited. Veedol International Americas Inc. markets Veedol products in the Andean Region of South America. This Company operates from Ontario, Canada.

During 2016-17, your Company had also acquired 100% shares of Veedol UK Limited (VUK) (formerly Price Thomas Holdings Limited), having a wholly owned subsidiary viz. Granville Oil & Chemicals Limited, which has its own manufacturing facility and is engaged in manufacturing and selling of lubricants and automotive after care products throughout United Kingdom (UK). GOCL operates from Rotherham, UK.

The Statement of Accounts along with the Report of the Board of Directors and Auditors relating to your Company's Overseas Subsidiaries viz. Veedol International Limited, Veedol International DMCC, Veedol Deutschland GmbH and Veedol UK Limited (formerly Price Thomas Holdings Limited) for the financial year 2019-20 are not annexed.

Shareholders, who wish to have a copy of the full Report and Accounts of the aforesaid subsidiary companies, will be provided the same, on receipt of a written request. These documents will also be available for inspection by any shareholder at the Registered Office of the Company and the concerned subsidiary companies during business hours on all working days till 28th August, 2020 subject to available relaxations, if any granted by local authorities in view of restrictions imposed due to outbreak of the pandemic. However for the purpose of inspection, the documents shall also be available at the website of the Company at www.tidewaterindia.com under 'Financials of Subsidiary Companies'.

PERFORMANCE OF SUBSIDIARIES AND JOINT VENTURE COMPANIES AS PER RULE 8(4) OF THE COMPANIES (ACCOUNTS) RULES, 2014

A report on the performance and the financial position of each of the Subsidiaries and Joint Venture Companies as per the Companies Act, 2013 is annexed to the Consolidated Financial Statements and hence not repeated here for the sake of brevity.

The policy for determining material subsidiaries, as approved may be referred to at the official website of the Company at the weblink <https://www.tidewaterindia.com/wp-content/uploads/2017/02/Material-Subsidiary-Policy-2.pdf>.

CONSOLIDATED FINANCIAL STATEMENTS

The Consolidated Financial Statements have been prepared in accordance with the principles and procedures for the preparation and presentation of Consolidated Accounts as set out in the Indian Accounting Standards (IndAS) on Consolidated Financial Statements notified by the Companies (Indian Accounting Standards) Rules, 2015. The Audited Consolidated Financial Statement together with Auditors' Report forms part of the Annual Report.

The group recorded a Consolidated Profit before Tax of Rs. 160.44 crores for the financial year 2019-20 as compared to Rs. 151.63 crores, as achieved in the preceding year.

DIRECTORS' RESPONSIBILITY STATEMENT

Pursuant to the requirement under Section 134(5) of the Companies Act, 2013, with respect to Directors' Responsibility Statement, it is hereby confirmed that:

- i. In the preparation of the annual accounts for the financial year ended 31st March, 2020, the applicable accounting standards had been followed along with the proper explanation relating to material departures, if any;

- ii. The Directors had selected such accounting policies and applied them consistently and made judgments and estimates that were reasonable and prudent so as to give a true and fair view of the state of affairs of the Company at the end of the financial year and of the profit and loss of the Company for that period;
- iii. The Directors had taken proper and sufficient care for the maintenance of adequate accounting records in accordance with the provisions of this Act for safeguarding the assets of the Company and for preventing and detecting fraud and other irregularities;
- iv. The Directors had prepared the annual accounts on a going concern basis;
- v. The Directors had laid down internal financial controls to be followed by the Company and that such internal financial controls were adequate and operating effectively; and
- vi. The Directors had devised proper system to ensure compliance with the provisions of all applicable laws and that such systems were adequate and operating effectively.

PARTICULARS OF LOANS, GUARANTEES OR INVESTMENTS

Particulars of loan given, investment made and guarantee given alongwith the purpose for which the loan or guarantee is proposed to be utilized by the recipient is provided in the financial statements (Please refer Note 4, 5, 34 and 35 to the Standalone Financial Statements). No loan / advance is outstanding to any subsidiary, associate or any firm / company in which the Directors are interested. This may be regarded as a disclosure as required under Schedule V of Securities and Exchange Board of India (Listing Obligations and Disclosure Requirements) Regulations, 2015, as amended.

TRANSFER OF AMOUNTS AND SHARES TO INVESTOR EDUCATION AND PROTECTION FUND

Pursuant to the provisions of Section 124 of the Companies Act, 2013 and Investor Education and Protection Fund Authority (Accounting, Audit, Transfer and Refund) Amendment Rules, 2017, read with all relevant notifications as issued by the Ministry of Corporate Affairs from time to time all shares in respect of which dividend has remained unpaid or unclaimed for a period of seven consecutive years have been transferred by the Company, within the stipulated due date, to the Investor Education and Protection Fund (IEPF).

A list of shareholders alongwith their folio number or DP. ID. and Client ID., who have not claimed their dividends for the last seven consecutive years i.e. 2012-13 to 2018-19

and whose shares are therefore liable for transfer to the IEPF Demat account, has been displayed on the website of the Company at <https://www.tidewaterindia.com/wp-content/uploads/2017/05/Shareholders-List2012-13.pdf> besides sending individual communication to the concerned shareholders and issuance of public notice. The Company has uploaded the details of unpaid and unclaimed amounts lying with the Company as on 30th August, 2019 (date of last AGM) on the Company's website (www.tidewaterindia.com) and also on the Ministry of Corporate Affairs' website.

CORPORATE WEBSITE

The websites of your Company, www.tidewaterindia.com and www.veedolindia.com carry comprehensive database of information of interest to the stakeholders including the corporate profile, information with regard to products, plants and various depots, financial performance of your Company, corporate policies and others.

CHANGE IN THE NATURE OF BUSINESS

There has been no change in the nature of business, during the period under review.

MATERIAL CHANGES AND COMMITMENTS AFFECTING THE FINANCIAL POSITION OF THE COMPANY

With the global outbreak of Covid-19, the manufacturing plants of the Company had to be shut down temporarily in compliance with the directives of the Central Government and various State Governments. The Registered Office alongwith the Regional Offices were also closed as per directives applicable to them. The Company had to adopt Work from Home Policy for all its office employees and other staff to minimize the risk and contain spread of Covid-19. However, with the implementation of gradual relaxations, the plants of the Company had resumed their operations in a limited way as reported to the Stock Exchanges vide disclosures dated 5th May, 2020 and 25th May, 2020. The major Regional Offices had also resumed their operations with due compliance of guidelines permitting the same. From the end of April, 2020 though the Company managed to get only very marginal sales but the distribution / delivery of the products has been affected due to classification of the products as non-essential.

Disruption of normal operations will have its adverse consequential effects on the operations and results for the financial year 2020-21. These are early days and the Company is not in a position to gauge with certainty the future impact on operations but expects normalcy to be achieved in times to come. Further drop in sales is expected to impact profitability which will be assessed

once more clarity emerges. As such quantitative impact of the same will be reported in due course alongwith the annual and quarterly results after proper estimation.

REPORTABLE FRAUDS

No fraud has been reported by the Auditors under Section 143(12) of the Companies Act, 2013, during the period under review.

DIRECTORS

Shri Amit Varadan has been appointed as Additional Director with effect from 14th November, 2019. He will hold office upto the date of the ensuing Annual General Meeting and is eligible for re-appointment. The Company has received notice under Section 160 of the Companies Act, 2013 proposing his appointment as Director. Appropriate resolution seeking appointment of Shri Amit Varadan, as Director is appearing in the Notice convening the 97th Annual General Meeting of the Company.

In accordance with the provisions of Section 152(6)(c) of the Companies Act, 2013 and your Company's Articles of Association, Shri D.S.Chandavarkar, Director retires by rotation and is eligible for re-appointment.

On recommendation of the Nomination and Remuneration Committee, the Board on 24th June, 2020 appointed Shri Subir Das, Non-Executive Director as an Independent Director for a period of 3 years with effect from 1st April, 2020. However, as such appointment is subject to the approval of the shareholders a resolution in connection with the same has been included in the notice of the 97th Annual General Meeting of the Company.

Appropriate resolutions seeking appointment / re-appointment of Shri D. S. Chadavarkar, Shri Amit Varadan and Shri Subir Das as Directors / Independent Director are appearing in the Notice convening the 97th Annual General Meeting of the Company. Brief resume / details relating to Shri D. S. Chandavarkar, Shri Amit Varadan and Shri Subir Das are furnished in the said notice.

Shri Pravin Agrawal resigned from the Board of Directors of the Company with effect from 19th July, 2019 in view of envisaged paucity of adequate time as deemed necessary for effective discharge of his duties as a Director of the Company. The same has been noted by the Board at its 323rd meeting held on 13th August, 2019 (adjourned to 14th August, 2019). The Board of Directors also placed on record the valued guidance received from him during his tenure of directorship in the Company. Further the tenure of Shri A. Mukherjee, Independent Director has concluded at the close of business on 31st March, 2020, on successful completion of 2 (two) consecutive terms. Since this is not deemed to be a resignation, therefore various disclosures / confirmations as stipulated under

the Companies Act, 2013 read with various rules and regulations thereto and further read with the provisions of Securities and Exchange Board of India (Listing Obligations and Disclosure Requirements) Regulations, 2015, as amended have not been provided.

Pursuant to Regulation 36(3)(c) of Securities and Exchange Board of India (Listing Obligations and Disclosure Requirements) Regulations, 2015, as amended, it is disclosed that no Directors share any relationship inter-se.

DECLARATIONS BY THE INDEPENDENT DIRECTORS

All Independent Directors have given declarations to the Company stating their independence pursuant to Section 149 of the Companies Act, 2013 and the same have been noted by the Board. All the Independent Directors have also complied with the provisions of sub-rule (1) and sub-rule (2) of Rule 6 of the Companies (Appointment and Qualification of Directors) Fifth Amendment Rules, 2019.

POLICY ON DIRECTORS' APPOINTMENT AND REMUNERATION

Section 178 of the Companies Act, 2013 is applicable to the Company. The Company appoints Independent Directors, being persons having rich experience and domain knowledge, to serve on the Board. Independent Directors are initially appointed by the Board on recommendation of the Nomination and Remuneration Committee. Non-Executive Directors are appointed by the Board from time to time, subject to the approval of the shareholders. Executive Director(s) are appointed based on their performance and their contribution towards the Company. Appointment(s) of all Directors are formalized on approval of the shareholders.

The Company has framed a Remuneration Policy, in relation to remuneration of Directors, Key Managerial Personnel (KMP) and Senior Management, as recommended by the Nomination and Remuneration Committee of the Board of Directors. The same, inter alia contains matters stated under Section 178 of the Companies Act, 2013 read with Securities and Exchange Board of India (Listing Obligations and Disclosure Requirements) Regulations, 2015, as amended. The criteria of making payment to Non-Executive Directors are also stated in the aforesaid policy. The details of such policy i.e. summary, weblink, etc. have been furnished in the Corporate Governance Report forming part of this Annual Report.

The Nomination and Remuneration Policy, as framed, inter alia includes its objective, applicability, matters relating to the remuneration, prerequisites for the Whole-time/Executive/Managing Director, matters relating to remuneration for Non-Executive/Independent Director(s),

Stock Options, matters relating to remuneration for KMP, Senior Management Personnel and Other Employees and interpretation provision. This may be deemed to be disclosure as required under proviso of Section 178(4) read with Section 134 of the Companies (Amendment) Act, 2017 relating to salient features of Nomination and Remuneration Policy. The entire policy is available on the Company's website at the weblink <https://www.tidewaterindia.com/wp-content/uploads/2017/02/REMUNERATION-POLICY-1.pdf>.

The Board of Directors on the recommendation of the Nomination and Remuneration Committee, subject to the approval of the members of the Company, decided to grant a Special Compensation to Shri R.N.Ghosal, Managing Director with effect from 1st January, 2020 till his remaining term, in addition to the remuneration sanctioned by the shareholders. This is in line with the norm adopted by the Board for the existing Senior Management of the Company. Suitable resolution to this effect has been included in the Notice convening the 97th Annual General Meeting of the Company.

Shri R. N. Ghosal, Managing Director does not receive any remuneration from any other subsidiary company. This may be deemed to be a disclosure as required under Section 197(14) of the Companies Act, 2013.

A statement indicating manner in which annual evaluation of the Board (including Committees) and individual Directors is carried out has been provided separately in this report.

Necessary disclosure as required under Schedule V of Securities and Exchange Board of India (Listing Obligations and Disclosure Requirements) Regulations, 2015, as amended has been provided under Corporate Governance report in relation to remuneration of Shri R. N. Ghosal, Managing Director.

ANNUAL EVALUATION OF BOARD'S PERFORMANCE

In compliance with the Companies Act, 2013 and applicable regulations, the performance evaluation of the Board was carried out during the year under review. The Board Evaluation and Diversity Policy which had been framed by the Company for the purpose of establishing, inter-alia, qualifications, positive attributes, independence of Directors and determination of criteria based on which such evaluation is required to be carried out includes matters stated in guidance notes issued by the Securities and Exchange Board of India (SEBI) vide its Circular No. SEBI/HO/CFD/CMD/CIR/P/2017/004 dated 5th January, 2017 thereby modifying the evaluation process.

Separate meeting of Independent Directors was held on 14th February, 2020, wherein the required evaluation was carried out in terms of the modified policy thereof.

More details on the same are given in the Corporate Governance Report.

The performance evaluation of the Board was carried out considering its composition, competency, experience, mix of qualification of directors, regularity and frequency of its meetings, its functions based on inter alia role and responsibility, strategy, evaluation of risks and its independence of management, access to management etc. The performance of the Board Committees was evaluated based on its respective mandate and composition, effectiveness, structure and meetings, independence from the Board and contribution to decisions of the Board. The performance of Chairman, Managing Director, Independent Directors and Non-Executive Directors were evaluated based on inter alia leadership & stewardship abilities, qualification and experience, knowledge and competency, attendance record, intensity of participation at meetings, quality of interventions and special contributions during the Board Meeting, identification, monitoring & mitigation of significant corporate risks, etc. The Independent Directors were additionally evaluated based on independence, ability of expressing independent views and judgement, etc. Additional criteria for evaluation of Chairman were based on effectiveness of leadership and ability to steer meetings, impartiality, commitment and ability to keep shareholders' interests in mind. Performance evaluation of the Board and its Committees were carried out by the Independent Directors and each individual director at the meeting of the Board of Directors held on 14th February, 2020. Independent Directors also evaluated performance of the Chairman, each Non-Executive Directors and the Managing Director. The performance evaluation of each of the Independent Directors was carried out by the entire Board, excluding the Director being evaluated. This may be deemed to be a disclosure as required under Section 134(3)(p) of the Companies (Amendment) Act, 2017.

CORPORATE SOCIAL RESPONSIBILITY

The Company recognizes that its operations impact a wide community of stakeholders including investors, employees, customers, business associates and local communities and that appropriate attention to the fulfillment of these social responsibilities can enhance overall performance.

The Board of Directors of the Company, in this regard, has devised a Corporate Social Responsibility (CSR) Policy which, inter-alia states mode of constitution of CSR Committee, activities which can be undertaken, mode of implementation, quantum of investment, etc. As per the terms of the CSR Policy, the Board of Directors has constituted a CSR Committee. The Policy has empowered

the Committee to inter alia recommend the amount of expenditure to be incurred on approved activities. The policy also contains provisions relating to scope, functioning and meetings of the CSR Committee. The scope of the policy extends to activities as stated under Schedule VII of the Companies Act, 2013 including but not limited to imparting of training to identified persons for skill development, promotion of health care, contribution towards projects for rural development, sustainable development, etc. As per the policy the CSR Committee shall recommend to the Board on matters relating to minimum eligibility criteria, quantum of proposed expenditure, modalities of execution, engagement of implementing agency, incidental and ancillary matters, etc. in connection with any identified project. This may be deemed to be a disclosure as required under Section 134 of the Companies (Amendment) Act, 2017 in relation to providing of salient features of CSR Policy. The entire policy is available on the Company's website at the weblink <https://www.tidewaterindia.com/wp-content/uploads/2017/02/CSR-Policy.pdf>. Imparting of training to mechanics/garage owners for skill development by way of setting up an auto-mechanic school, promoting health care, contributing towards projects for rural development, sustainable development, etc. had been identified as CSR activities being covered under Schedule VII of the Companies Act, 2013.

Towards this during 2019-20, the Company has donated to various organizations viz. Chittaranjan National Cancer Institute, Kolkata, Antara, Baruipur, Ramkrishna Ashram, Nimpith, Ramkrishna Vivekananda Mission, Barrackpore, Vivekananda Mission Ashram, Haldia, IIT, Madras and IIT, Bombay as a part of its CSR initiatives.

In addition to the above, during the year the Company has also sponsored training of economically weaker and socially disadvantaged youths in the age group of 18-35 years in the courses in "Earth Moving Equipment" space like Junior Excavator Operator and Junior Backhoe Operator with a view to empower them through acquisition of skills relevant to industry, leading to employment or entrepreneurship. This initiative has been undertaken in collaboration with Tata Hitachi Construction Machinery Company Private Limited (Tata Hitachi). Presently trainings are conducted at the plant of Tata Hitachi located at Kharagpur, West Bengal.

The CSR Committee has been constituted by the Board, which as on 31st March, 2020 comprises of Smt. N. Palchoudhuri, as Chairperson, Shri R. N. Ghosal and Shri Subir Das. The Committee met thrice during the year on 30th May, 2019, 14th August, 2019 and 14th November, 2019 to monitor CSR activities undertaken, review scope of CSR activities, approve CSR Report,

etc. The Company has set up an auto-mechanic school at Kolkata. Utkarsh continued to provide consultancy service for CSR activities, during the year under review. The details in relation to CSR reporting as required under Rule 8 of Companies (CSR Policy) Rules, 2014 is enclosed with this report as **Annexure III**.

Other relevant details in relation to CSR Committee, such as terms of reference of the CSR Committee, number and dates of meetings held and attendance of the Directors are given separately in the attached Corporate Governance Report.

VIGIL MECHANISM

Fraud-free and corruption-free work culture has been core to the Company. In view of the potential risk of fraud and corruption due to rapid growth and geographical spread of operations, the Company has put even greater emphasis to address this risk.

To meet this objective, a Vigil Mechanism Policy akin to Whistle Blower Policy has been laid down. More details about the policy are given in the Corporate Governance Report.

RISK MANAGEMENT

The Company has identified various risks faced by it from different areas. As required under Securities and Exchange Board of India (Listing Obligations and Disclosure Requirements) Regulations, 2015, as amended the Board has adopted a Risk Management Plan for the Company which includes inter-alia identification of elements of risks which may threaten the existence of the Company and specifically covers cyber security. Structures are present so that risks are inherently monitored and controlled.

Relevant details of the Risk Management Committee and the Risk Management Plan including implementation thereof have been furnished under the Corporate Governance Report.

EMPLOYEE BENEFIT SCHEME AND TRUST

In terms of the approval of the shareholders dated 2nd March, 2011, your Company had implemented Tide Water Oil Co. (India) Ltd. Employee Welfare Scheme for granting/allotting options to the eligible employees of the Company through Tide Water Oil Co. (India) Ltd. Employee Welfare Trust. With the promulgation of Securities and Exchange Board of India (Share Based Employee Benefits) Regulations, 2014 (SBEB Regulations) the existing scheme and the provisions of the existing Trust had been aligned with that of the provisions contained in the said Regulation. Subsequent to the sanction of the shareholders, the scheme and the trust had been rechristened as Tide Water Oil Company (India) Limited Employee Benefit Scheme and Tide

Water Oil Company (India) Limited Employee Benefit Trust, respectively. During the year under review the Board of Directors of your Company decided to include the provisions of General Employee Benefits Scheme (GEBS) and Retirement Benefit Scheme (RBS) as a part of Tide Water Oil Company (India) Limited Employee Benefit Scheme which are in line with the provisions of SBEB Regulations. The Board also decided to implement the same through Tide Water Oil Company (India) Limited Employee Benefit Trust, so that certain employee welfare benefits including healthcare benefits, hospital care or benefits in the event of sickness, accident, disability, death or scholarship funds, etc. and retirement benefits, respectively can also be provided under the aforesaid Scheme. As such the Company vide Special Resolutions contained in Postal Ballot Notice dated 14th November, 2019 obtained necessary shareholders' sanction for inclusion of provisions relating to GEBS and RBS in the existing Employee Benefit Scheme and Trust.

Pursuant to Rule 12 of Companies (Share Capital and Debentures) Rules, 2014, the required details, for the year 2019-20, are stated as under:

a. Options granted	Nil
b. Options vested	Not Applicable
c. Options exercised	Not Applicable
d. The total number of shares arising as a result of exercise of option	Not Applicable
e. Options lapsed	Not Applicable
f. The exercise price	Not Applicable
g. Variation of terms of options	Not Applicable
h. Money realized by exercise of options	Not Applicable
i. Total number of options in force	NIL
j. Employee wise details of options granted to	
i. Key managerial personnel(s)	NIL
ii. Any other employee who receives a grant of options in any one year of option amounting to five percent or more of options granted during the year	NIL
iii. Identified employees who were granted option, during any one year, equal to or exceeding one percent of the issued capital (excluding outstanding warrants and conversions) of the company at the time of grant	NIL

Save and except, as stated hereinabove, there has been no material change in the concerned Scheme.

The provisions of aligned scheme are in compliance with the SBEB Regulations. Necessary details as referred in Regulation 14 of SBEB Regulations read with Circular number CIR/CFD/POLICY CELL/2/2015 dated 16th June, 2015 as issued by SEBI, is uploaded on the Company's website at the weblink <https://www.tidewaterindia.com/wp-content/uploads/2017/03/SEBI-SBEB-Regulation-14-2019-20.pdf>

A Certificate from the Auditors of the Company as required under Regulation 13 of SBEB Regulations is enclosed as **Annexure IV**.

FURTHER DISCLOSURES UNDER THE COMPANIES ACT, 2013

- i. Annual Return
The Annual Return(s) are available at the website of the Company at <http://tidewaterindia.com/annual-returns/>.
- ii. Number of Board Meetings
There were 4(Four) meetings of the Board of Directors held during the year 2019-20 on 30th May, 2019, 13th August, 2019 (adjourned to 14th August, 2019), 14th November, 2019 and 14th February, 2020. The details of attendance of the Directors in the said Board Meetings have been furnished in the Corporate Governance Report. Details of Committee Meetings held during 2019-20 and attendance thereof by each Director is also furnished in the said Corporate Governance Report.
- iii. Changes in Share Capital
There has been no change in the share capital of the Company during the year. Your Company has not issued any ordinary shares or shares with differential voting rights nor granted stock options nor sweat equity, during the year. As on 31st March, 2020 none of the Directors of the Company hold shares or convertible instruments of the Company.
- iv. Composition of Audit Committee
The Board has constituted the Audit Committee which comprises of Shri S. Roy Choudhury as the Chairman, Shri S. Sundareshan, Shri P. Y. Gurav and Shri Subir Das. All recommendations of the Audit Committee have been accepted by the Board of Directors.
More details on the Committee are given in the Corporate Governance Report.
- v. Related Party Transactions
During the year 2019-20, the Company entered into transactions, cumulative value whereof amounts to Rs. 146.41 crores with Standard Greases & Specialities Pvt. Ltd. (SGSPL), Joint Promoter of

the Company which exceeds the threshold limit stated under Securities and Exchange Board of India (Listing Obligations and Disclosure Requirements) Regulations, 2015, as amended and also the threshold limit stated under Rule 15 of the Companies (Meetings of Board and its Powers) Rules, 2014, as amended. SGSPL is one of the largest grease producers in Asia and they supply grease to the Company to meet the needs of Western Region and Northern Region as there are no grease plants thereat. Further the Company also procures lubricating oil and other chemicals from SGSPL. All these products are offered on competitive rates and the same is in ordinary course of business.

During the year 2019-20, the Company also entered into transactions, cumulative value whereof amounts to Rs. 245.64 crores with JX Nippon TWO Lubricants India Pvt. Ltd. (JXTL), Associate Company which exceeds the threshold limit stated under Securities and Exchange Board of India (Listing Obligations and Disclosure Requirements) Regulations, 2015, as amended and also the threshold limit stated under Rule 15 of the Companies (Meetings of Board and its Powers) Rules, 2014, as amended. Pursuant to the Joint Venture Agreement, as executed between JXTL, JXTG Nippon Oil & Energy Corporation (formerly JX Nippon Oil & Energy Corporation) and the Company, Tide Water Oil Co. (I) Ltd. pays franchise fees to JXTL, in connection with manufacturing and selling of 'ENEOS' range of products. This is on arms length and in ordinary course of business. The details in Form AOC-2 of material transaction(s) entered into by the Company with its related parties are enclosed as **Annexure V**. There were no other materially significant related party transactions with Promoters, Directors or the Management, their Subsidiaries or relatives, etc. during the year that may have potential conflict with the interest of the Company at large. Other than as stated above there was no related party transaction during 2019-20, which was material in nature in terms of provisions of the Companies Act, 2013 and rules made thereunder, requiring disclosure as prescribed under Section 188(2) of the Companies Act, 2013.

All related party transactions are presented to the Audit Committee and the Board. Omnibus approval is obtained for the transactions which are foreseen and repetitive in nature. While granting omnibus approval, the Company complied with the provisions of Securities and Exchange Board of India (Listing Obligations and

Disclosure Requirements) Regulations, 2015, as amended. Shareholders' sanction is also obtained for material related party transactions proposed to be entered into during the year.

The related party transaction policy for determining materiality of related party transaction and also on dealing with related parties is uploaded on the Company's website at the weblink <https://www.tidewaterindia.com/wp-content/uploads/2017/02/RELATED-PARTY-TRANSACTION-POLICY-3.pdf>. The details of the transactions with related parties are provided in the accompanying financial statement. The details of the said policy and other relevant details have also been furnished in the Corporate Governance Report.

DISCLOSURES UNDER RULE 8(5) OF COMPANIES (ACCOUNTS) RULES, 2014

- i. Financial summary or highlights: As detailed under the heading 'Performance and State of Company's Affairs'
- ii. Change in the nature of business, if any: None
- iii. Details of Directors or Key Managerial Personnel (KMP), who were appointed or had resigned during the year:
 - a. Directors appointed : Shri Amit Varadan
 - b. Directors resigned : Shri Pravin Agrawal
 - c. Change in KMPs : None

Note:

1. The Board of Directors approved appointment of Shri S.Das, Non-Executive Director of the Company as an Independent Director with effect from 1st April, 2020 for a period of 3(three) years, necessary resolution whereof has been included in the notice convening the 97th Annual General Meeting of the Company.
2. Tenure of Shri A. Mukherjee, Independent Director has concluded at the close of business on 31st March, 2020, on successful completion of 2 (two) consecutive terms.
- iv. Names of Companies which have become or ceased to be Subsidiaries, Joint Venture Companies or Associate Companies during the year
 - a. One of the wholly owned subsidiaries of the Company viz. Veedol International BV incorporated in the Netherlands has been closed down during the year 2019-20.
 - b. Joint Venture Company (JVC): There has been no change in JVC during the year 2019-20.
 - c. Associate Companies: There are no Associate Companies other than the JVC viz. JX Nippon

TWO Lubricants India Pvt. Ltd., in terms of provisions of the Companies Act, 2013.

- v. Details relating to deposits : There were no fixed deposits of the Company from the public outstanding at the end of the financial year.
No fixed deposit has been accepted during the year and as such, there is no default in repayment of the said deposits.
- vi. There has not been any deposit, which is not in compliance with the requirements of Chapter V of the Companies Act, 2013.
- vii. No significant and material orders have been passed by any regulator(s) or Court(s) or Tribunal(s) impacting the going concern status and Company's operations in future.
- viii. Adequacy of Internal Financial Control: Your Company has an adequate system of internal financial control as commensurate with the size and nature of business, which ensures that all assets are safeguarded and protected against loss and all transactions are recorded and reported correctly. The internal control system of the Company is monitored and evaluated by internal auditors and their audit reports are periodically reviewed by the Audit Committee of the Board of Directors. The observations and comments of the Audit Committee are placed before the Board of Directors for reference.
The scope of Internal Audit includes audit of Purchase Policy, Sales Promotion Expenditure and Incentive Scheme, Debtors and Creditors Policy, Inventory Policy, Taxation matters and others, which are also considered by the Statutory Auditors while conducting audit of the Annual Financial Statements.

DISCLOSURE AS PER RULE 5(1) OF COMPANIES (APPOINTMENT AND REMUNERATION OF MANAGERIAL PERSONNEL) AMENDMENT RULES, 2016

The disclosure as required under Rule 5(1) of Companies (Appointment and Remuneration of Managerial Personnel) Amendment Rules, 2016 is enclosed with this report as **Annexure VI**.

Your Company has not paid any remuneration attracting the provisions of Rule 5(2) of the Companies (Appointment and Remuneration of Managerial Personnel) Amendment Rules, 2016.

DISCLOSURE UNDER THE SEXUAL HARASSMENT OF WOMEN AT WORKPLACE (PREVENTION, PROHIBITION AND REDRESSAL) ACT, 2013

No cases were filed / reported to the Company pursuant to the Sexual Harassment of Women at Workplace

(Prevention, Prohibition and Redressal) Act, 2013 during the year under review. Prevention of Sexual Harassment Committee(ies) have been formed at the Corporate and Regional levels to monitor compliance with the provisions of the said Act and complaints thereof, if any.

AUDITOR AND AUDITOR'S REPORT

M/s. Price Waterhouse Chartered Accountants LLP (PWC) was appointed as Auditors of the Company at the 94th Annual General Meeting. Since eligible members had sanctioned continuation of their appointment till the conclusion of the 99th Annual General Meeting. In view of notification dated 7th May, 2018 issued by Ministry of Corporate Affairs read with Companies (Audit and Auditors) Amendment Rules, 2018, ratification of such appointment has not been proposed.

The Auditors vide their report dated 24th June, 2020 have expressed an unmodified opinion on the Standalone Financial Statements for the year ended 31st March, 2020. However vide their report of even date they have expressed a modified opinion on the Consolidated Financial Statements for the year ended 31st March, 2020 regarding non-conducting of audit of the Joint Venture Company viz. JX Nippon TWO Lubricants India Private Limited (JXTL) for 2019-20, the financial results of which has been consolidated with the annual accounts of the Company. They have also stated that the impact of adjustments, if any, had an audit been carried out of the financial statements / financial information / financial results of JXTL as at and for the year ended 31st March, 2020 is unascertainable. Your Directors state that the audit of JXTL, which is an unlisted entity, could not be carried out prior to completion of audit of financial results of your Company in view of the lockdown prevailing in the country. Further, the Board of Directors of JXTL had certified the financial statements which had been considered for the purpose of preparation of Consolidated Financial Statements for 2019-20. The Statement on Impact of Audit Qualifications as stipulated under Regulation 33(3) (d) of Securities and Exchange Board of India (Listing Obligations and Disclosure Requirements) Regulations, 2015, as amended is enclosed as **Annexure VII**.

A statement detailing significant Accounting Policies of the Company is annexed to the Accounts.

SECRETARIAL AUDIT AND COMPLIANCE REPORT

A Secretarial Audit was conducted during the year 2019-20 by the Secretarial Auditor, Shri Manoj Prasad Shaw of M/s. Manoj Shaw & Co., Practicing Company Secretaries, in accordance with the provisions of Section 204 of the Companies Act, 2013 read with Regulation 24A of the Securities and Exchange Board of India (Listing Obligations and Disclosure Requirements) (Amendment)

Regulations, 2018. The Secretarial Auditor's Report is attached as **Annexure VIII** and forms part of this report of Directors. There are no qualifications made by the Secretarial Auditor in his Report.

Further pursuant to Securities and Exchange Board of India circular no CIR/CFD/CMD1/27/2019 dated 8th February, 2019, Shri Manoj Prasad Shaw of M/s. Manoj Shaw & Co., Practicing Company Secretaries has issued Annual Secretarial Compliance Report to the Company, with respect to compliance of all applicable regulations, circulars and guidelines issued by Securities and Exchange Board of India. The said report has been duly submitted to the National Stock Exchange and Bombay Stock Exchange. Further a copy of the report is available at the Company's website at <https://www.tidewaterindia.com/wp-content/uploads/2019/07/annual-compliance-report.pdf>.

BUSINESS RESPONSIBILITY REPORT

As stipulated under Regulation 34(2)(f) of the Securities and Exchange Board of India (Listing Obligations and Disclosure Requirements) Regulations, 2015, as amended vide the Securities and Exchange Board of India (Listing Obligations and Disclosure Requirements) (Fifth Amendment) Regulations, 2019 the Business Responsibility Report describing the initiatives taken by the Company from environmental, social and governance perspective forms a part of the Annual Report.

CONSERVATION OF ENERGY, TECHNOLOGY ABSORPTION AND FOREIGN EXCHANGE EARNING AND OUTGO

A. CONSERVATION OF ENERGY

1. Steps taken or impact on conservation of energy. Energy conservation during the financial year has accrued as a result of the following steps taken at various locations of the Company.

SILVASSA

- i. 3 Nozzle pail filling machines had been replaced with 5 Nozzle pail filling machines, thereby saving 3456 Kwh/ Year.
- ii. 30 nos. of tube lights of 36 Watts each were replaced with 20W LED light fittings thereby saving 1497 Kwh/Year.

TURBHE

Replaced 72W CFL conventional lamps at administration building with 40W LED panel lamps. Total 75 numbers of panels had been installed which will annually save energy upto 6700 Kwh approx.

ORAGADAM

18 Nos. of Variable Frequency Drives were procured for installation in new Base Oil Unloading & Transfer Pump Motors for reduction in power consumption.

2. Steps taken by the Company for utilising alternate

- sources of energy - None in particular
3. Capital investment on energy conservation equipments - None in particular

B. TECHNOLOGY ABSORPTION

1. Efforts made towards technology absorption
New products are developed by the R&D centers of the Company incorporating latest technology.
2. Benefits derived
The Company is able to produce quality products in view of the above.
3. Information regarding imported technology
Not applicable.
4. Expenditure incurred on Research and Development
- | | | | |
|--|---|-----------------------------|--|
| a. Capital | : | Rs. 0.65 crores | |
| | | (last year Rs. 0.82 crores) | |
| b. Recurring | : | Rs. 1.83 crores | |
| | | (last year Rs. 1.70 crores) | |
| c. Total | : | Rs. 2.48 crores | |
| | | (last year Rs. 2.52 crores) | |
| d. Total R&D Expenditure as percentage of total turnover | : | 0.22% | |
| | | (last year 0.21 %) | |

C. FOREIGN EXCHANGE EARNINGS AND OUTGO

Foreign Exchange Earnings during the year under review was Rs. 15.46 crores (last year Rs. 6.90 crores) while Foreign Exchange Outgo was Rs. 172.28 crores (last year Rs. 224.31 crores).

ACKNOWLEDGEMENT

The Board of Directors would like to place on record their appreciation of the support and assistance received from the Government of India and the State Government. The Directors are thankful to the Company's Bankers / Shareholders / all other Stakeholders and the esteemed customers for their continued support.

The Board deeply appreciates the commitment and the invaluable contribution of all the employees towards the satisfactory performance of your Company.

Kolkata
24th June, 2020

On behalf of the Board
Debasis Jana
Chairman

ANNEXURE I

DIVIDEND DISTRIBUTION POLICY

1. Background and applicability

The SEBI (Listing Obligations and Disclosure Requirements) Regulations, 2015 require the top 500 listed companies (by market capitalization as on March 31 of every financial year) to disclose a Dividend Distribution Policy in the annual report and on the corporate website.

The Board of Directors of Tide Water Oil Co. (I) Limited has adopted this Dividend Distribution Policy to comply with these requirements.

The Policy shall apply to the ordinary equity shares issued and outstanding and shall not apply to determination and declaration of dividend on preference shares or any other class of shares, as and when issued by the Company, as the same will be as per the terms of issue approved by the shareholders.

2. Objective

The objective of this Policy is to ensure the right balance between the quantum of Dividend paid and amount of profits retained in the business for various purposes. Towards this end, the Policy lays down parameters to be considered by the Board of Directors of the Company for declaration of Dividend from time to time.

3. Definitions

"Applicable Laws" shall mean the Companies Act, 2013 and Rules framed thereunder, the Securities and Exchange Board of India (Listing Obligations and Disclosure Requirements) Regulations, 2015, as amended from time to time and such other act, rules or regulations which provides for the distribution of Dividend.

"Board" shall mean Board of Directors of the Company.

"Companies Act or Act" shall mean the Companies Act, 2013 and Rules framed thereunder, notified by the Ministry of Corporate Affairs, Government of India, as amended.

"Company" shall mean Tide Water Oil Co. (I) Limited.

"Dividend" includes any interim dividend.

"Policy" means this Dividend Distribution Policy.

"Regulations" shall mean the Securities and Exchange Board of India (Listing Obligations and

Disclosure Requirements) Regulations, 2015 as notified by The Securities and Exchange Board of India, as amended, from time to time.

4. Financial Parameters and internal and external factors that would be considered for declaration of dividend

- Distributable surplus available as per the Act and Regulations
- The Company's liquidity position and future cash flow needs
- Track record of Dividends distributed by the Company
- Payout ratios of comparable companies
- Prevailing Taxation Policy or any amendments expected thereof, with respect to dividend distribution
- Capital expenditure requirements considering the expansion and acquisition opportunities
- Cost and availability of alternative sources of financing
- Statutory provisions and guidelines
- Macroeconomic and business conditions in general
- Any other relevant factors that the Board may deem fit to consider before declaring dividend

5. CIRCUMSTANCES UNDER WHICH THE SHAREHOLDERS OF THE COMPANY MAY OR MAY NOT EXPECT DIVIDEND

The Dividend for any financial year shall normally be paid out of the Company profits for that year, as calculated in line with the applicable laws. If circumstances require, the Board may also declare dividend out of accumulated profits of any previous financial year(s), subject to compliance of applicable laws.

The shareholders of the Company may not expect Dividend under the following circumstances:

- Whenever it undertakes or proposes to undertake a significant expansion project requiring higher allocation of capital;
- In case of significant higher working capital requirements adversely impacting free cash flow;
- Whenever it undertakes any acquisitions or joint ventures requiring significant allocation of capital;
- In the event of inadequacy of profits or whenever the Company has incurred losses.
- For any other reason as the Board may deem fit from time to time.

6. UTILIZATION OF RETAINED EARNINGS

Retained Earnings may be used for corporate actions in accordance with applicable law and for investments towards growth of the business.

7. PROCEDURE

Final dividend is declared at the Annual General Meeting (AGM) of the shareholders on the basis of recommendations of the Board. The Board may, at its discretion, also declare interim dividend.

8. PARAMETERS TO BE ADOPTED WITH REGARD TO VARIOUS CLASS OF SHARES

Since the Company has issued only one class of equity shares with equal voting rights, all the members of the Company are entitled to receive the same amount of dividend per share. The Policy shall be suitably reviewed / amended at the time of issue of any new class of shares depending upon the nature and guidelines thereof.

9. DISCLOSURES

The Dividend Distribution Policy shall be disclosed in the Annual Report and on the website of the Company

10. MODIFICATION OF THIS POLICY

The Board is authorised to change/amend this policy from time to time at its sole discretion and/or in pursuance of any amendments made in the Companies Act, the Regulations, etc.

11. DISCLAIMER

This document does not solicit investments in the Company's securities. Nor is it an assurance of guaranteed returns (in any form), for investments in the Company's equity shares.

MANAGEMENT DISCUSSION AND ANALYSIS REPORT

Industry Structure and Developments

The Indian lubricant market accounts for a decent percentage of global lubricant demand. It is the third-largest lubricant market in the world after the United States and China and one that showed some growth prospects during the year 2019-20. While the overall lubricant demand growth in the country has slowed in the last couple of years, it remains one of the fastest-growing lubricant markets in the world. The major factors driving the growth of the market are inter alia presence of large industrial manufacturing sector comprising of automotive and auto component manufacturing, chemicals, pharmaceuticals, tyre and rubber, power generation and mining. This is coupled with growing commercial and consumer vehicle population and transport infrastructure.

The consumer automotive lubricant market is dominated by two-wheeler oils, while increase of passenger cars and on-highway and off-highway fleets continue to have a positive effect towards the volume growth of the lubricant industry. Increasing preference for vehicles for personal mobility and easy finance options are driving sales of automobiles in India, which in turn, is increasing demand for automotive lubricants. Mineral oils hold the major share among all the automotive lubricants used in the country and demand for synthetic and semi-synthetic lubricants has also gained ground.

Overall the economy remained quite stable during 2019-20. However, the foreign exchange rates remained volatile and devaluation of Rupee had partially offset the advantage accruing from declining base oil price. Moreover per capita volume consumption of lubricants in India declined over past few years as a result of improving lubricant and engine quality. Stiff competition from major international lubricant players present in the market has driven your Company to focus on issues like technology upgradation, engine protection and extended engine life, etc. Further, substantial shift in quality level is also envisaged in view of modernization of the vehicles and increasingly stringent emission norms, demanding capital intensive R&D programmes. With the Government mandate to manufacture, sell and register only BS-VI (BS 6) vehicles from 1st April, 2020, new emission standards have been laid down which led to introduction of various after treatment devices and catalysts to reduce harmful emission. Your Company is prepared to supply engine oil for new generation BS-VI engines and with its well-diversified basket of products is expected to perform reliably in the coming years and exploit envisaged opportunities.

However, the outbreak of Covid-19 pandemic across the globe had its adverse effect on the industry which will bring a series of challenges for the ensuing financial year. The consequential effects of the pandemic viz. lockdown of the entire nation, closure of all commercial and private establishments, except those deemed essential has severely impacted the industrial sector among the others. In addition, with disruption in transport sector movement of non-essential commodities has been severely impaired. This is likely to continue till the industry adapts to the new normal.

Opportunities and Threats

Economic and regulatory forces are reshaping the dynamics of lubricants supply and demand in India. Though the market remains fiercely price competitive, the demand for premium higher grade lubricants required by advanced engines is gaining ground. With the introduction of BS VI compliant vehicles beginning 1st April, 2020, the costs of which are higher than BS IV compliant vehicles, there may be an adverse effect on the increase in personal mobility at this stage. This is more so considering the effect of the pandemic on the liquidity and the market sentiment towards purchase of essentials. As a result, the consumer automotive lubricant segment may witness a shrinkage in demand. Nevertheless your Company is putting in constant effort to build strong partnerships with Original Equipment Manufacturers (OEMs) across vehicle types. Your Company will also continue to focus on its bazaar trade which is lucrative in terms of margin and volume, particularly with the advent of new multi brand service centers and associate workshops. To cater to industry demand, the Company has a wide range of excellent products in different segments under its umbrella brand 'VEEDOL'. The Company's various other sub-brands such as Prima and Take Off have also been able to create goodwill in the market for their quality. This is supported by an elaborate and extensive network of dedicated distributors, dealers and consignment depots across the country. The various Loyalty Programmes with the dealers and the retailers have strengthened the marketing and distribution network of the Company. Further, acquisition of Veedol International Limited and Veedol UK Limited (formerly Price Thomas Holdings Limited) bestowed competitive edge unfolding promising opportunities globally.

However, the country-wide lockdown and restrictions imposed due to Covid-19 pandemic, have posed challenges to business of the Company. In view of the unprecedented situation, the Company is facing a general slowdown in production which is likely to continue till situation normalizes. The reduction is mainly on account of limited manpower and logistic challenges caused by lockdown restrictions. The production ramp up will be based on available inventory levels and the Company's estimation of demand. Disruption of normal operations may have its adverse consequential effects on the operations and results. As such the figures may remain subdued and drop in sales is expected to impact profitability in the ensuing year. Nevertheless with the improvement of the overall business scenario and continuation of cost control initiatives, the Company expects to come out of the crisis.

Apart from the above volatility in input prices, adverse foreign exchange situation can put pressure on margins.

Segment-wise Performance

The Company is a single segment company as mentioned in Note 46 of the Accounts.

Outlook

In comparison to other markets, the Indian lubricant market was growing at a moderate pace before the Covid-19 pandemic. In the long run, the market is expected to return to its normal growth rates, as the fundamental demand drivers are still in place. However, the ensuing year will see a contraction in demand. The severity of this contraction will depend upon the length of duration of the restrictions and the efforts undertaken to revive the economy. Based on the current scenario your Company will continue to focus on business opportunities by placing reliance upon its core strategies and line of business besides leveraging other opportunities to extend the distribution base and network for increasing its market share. Your Company presently enjoys the capacity to explore global opportunities with the establishment of multiple subsidiaries in foreign countries. Given your Company's brand salience, sound R&D set up, innovative business plan and wide distribution network, it is expected to meet the expectation of the stakeholders in times to come.

Risks and Concerns

Your Company is exposed to the usual economic risk as have emerged with the outbreak of Covid-19 pandemic which will have its adverse impact on the Company's operations and financials for the forthcoming financial year. The Company faces usual industry risks, which inter-alia includes, market risk, product liability risk, product failure risk, research and development risk, technical obsolescence risk, credit risk, inventory risk, manpower risk, cyber attack risk, foreign exchange fluctuation risk, regulatory and compliance risk and capacity utilization risk. Save and except the aforesaid the Company does not foresee any other area of concern.

Internal Control System

The Company has proper and adequate system of internal control.

Financial Performance

The details of financial performance of the Company are appearing in the Balance Sheet and the Statement of Profit and Loss Account for the year. During the year, the Profit before Tax has decreased by 2.95 %. This is in line with operational performance.

Human Resources

During the year, employer/employee relationships remained cordial. There has been no material development in human resource / industrial relations front. As on 31st March, 2020, 906 numbers of people (including contractual employees) were employed in the Company.

Changes in Key Financial Ratios

There have been no significant changes in key financial ratios, during the financial year 2019-20 as compared to the immediately previous financial year 2018-19.

The Return on Networth for the year 2019-20 is 15.18 % (p.y. 14.81 %). The change is in view of higher net profitability.

Kolkata
24th June, 2020

On behalf of the Board
Debasis Jana
Chairman

ANNEXURE III

CORPORATE SOCIAL RESPONSIBILITY (CSR) REPORT

1. A brief outline of the Company's CSR policy, including overview of projects or programmes proposed to be undertaken and a reference to the web-link to the CSR policy and projects or programmes.	<p>CSR activities at Tide Water Oil Co. (India) Ltd. (TWO) are inter alia carried out through Veedol Auto Mechanic Academy (VAMA). The chain of automotive training academy being instituted by TWO under its Corporate Social Responsibility initiative for socio-economically weaker section of the society.</p> <p>VAMA in collaboration with Tata Hitachi Construction Machinery Company Private Limited (Tata Hitachi) also imparts training for skill development of economically weaker and socially disadvantaged youths in the age group of 18-35 years in courses in the "Earth Moving Equipment".</p> <p>During the year 2019-20, the Company has also contributed towards projects relating to rural development, education among children from socially and economically backward groups and special education for differently abled and livelihood enhancement projects. Further during the year the Company made contribution for promoting Sustainable Development Goals and health care.</p> <p>The Company has framed a CSR policy in compliance with the provisions of the Companies Act, 2013 and the same is placed on the Company's website www.tidewaterindia.com/wp-content/uploads/2017/02/CSR-Policy.pdf</p>
2. The composition of the CSR Committee	<p>i) Smt. N. Palchoudhuri (Chairperson), Independent Director ii) Shri R. N. Ghosal, Managing Director iii) Shri Subir Das, Non-Executive Director</p>
3. Average net profit of the Company for last three financial years (Amount in crores)	Rs. 148.18
4. Prescribed CSR Expenditure (two percent of the amount as in item 3 above) (Amount in crores)	Rs. 2.96. However, the Company had budgeted more than the prescribed expenditure.
5. Details of CSR spent during the financial year i) Total amount to be spent for the financial year ii) Amount unspent, if any; iii) Manner in which the amount spent during the financial year	<p>i) The Company has spent Rs. 3.01 crores during 2019-20. The prescribed expenditure is stated above. ii) Nil iii) The manner in which the amount spent is detailed under Note below.</p>
6. Reason for not spending the amount earmarked	Not applicable
7. Statement from the CSR Committee	The CSR Committee confirms that the implementation and monitoring of the CSR Policy is in compliance with the CSR objectives and policy of the Company.

Note

Manner in which the CSR amount was spent during 2019-20 is as under:

CSR Project or activity identified	Sector in which the project is covered	Project or programme (1) Local area or other (2) Specify the State and District where project or programme was undertaken	Amount outlay (Budget) Project or programmewise	Amount spent on the project or programme Sub-heads: (1) Direct expenditure on project or programme (2) Overheads	Cumulative expenditure upto 31 st March, 2020	Amount spent direct or through implementing agency
Veedol Auto Mechanic Academy	Promoting employment enhancing vocational skills in automotive sector	West Bengal / Kolkata	Rs. 0.53 crores	Rs. 0.53 crores	Rs. 3.79 crores	Spent through the CSR arm of TWO – Veedol Auto Mechanic Academy
Contribution towards purchase of a vehicle for use as an ambulance	Promoting health care	West Bengal / Kolkata	Rs. 0.14 crores	Rs. 0.14 crores	Rs. 0.14 crores	Chittaranjan National Cancer Institute
Contribution towards projects for rural development	Rural development projects	West Bengal / Kolkata, North and South 24 Parganas, Purba Medinipur, etc.	Rs. 0.30 crores	Rs. 0.30 crores	Rs. 0.30 crores	Ramkrishna Ashram, Nimpith
			Rs. 0.30 crores	Rs. 0.30 crores	Rs. 0.30 crores	Ramkrishna Vivekanada Mission, Barrackpore
			Rs. 0.30 crores	Rs. 0.30 crores	Rs. 0.30 crores	Vivekananda Mission Ashram, Haldia
Contribution towards construction of a school for children	Promoting education among children from socially and economically backward groups	West Bengal / North 24 Parganas	Rs. 0.10 crores	Rs. 0.10 crores	Rs. 0.10 crores	Swapnopuron Welfare Society
Contribution towards projects for rural development including education for differently abled	Rural Development Projects including promoting education, including special education for differently abled and livelihood enhancement projects	West Bengal / South 24 Parganas	Rs. 0.35 crores	Rs. 0.35 crores	Rs. 0.35 crores	Antara, Baruipur
Contribution towards projects for sustainable development	Promoting Sustainable Development Goals	Maharashtra / Mumbai	Rs. 0.44 crores	Rs. 0.44 crores	Rs. 0.44 crores	Indian Institute of Technology, Bombay
		Tamil Nadu / Chennai	Rs. 0.55 crores	Rs. 0.55 crores	Rs. 0.55 crores	Indian Institute of Technology, Madras
Total			Rs. 3.01 crores	Rs. 3.01 crores	Rs. 6.27 crores	

Kolkata
24th June, 2020Sd/-
R. N. Ghosal
Managing DirectorSd/-
N. Palchoudhuri
Chairperson – CSR Committee

Board of Directors
Tide Water Oil Co. (India) Limited
'Yule House'
8, Dr. Rajendra Prasad Sarani
Kolkata – 700 001

Report of Statutory Auditors to Tide Water Oil Co. (India) Limited pursuant to requirement of Securities and Exchange Board of India (Share Based Employee Benefits) Regulations, 2014

1. This report is issued in accordance with the terms of our agreement dated June 15, 2020.
2. The accompanying Share based Employee Benefit Scheme 'Tide Water Oil Company (India) Limited Employee Benefit Scheme' (approved by the Shareholders on January 7, 2020) (hereinafter referred to as the "Scheme") contains provisions with regard to issuance of securities of Tide Water Oil Co. (India) Limited (hereinafter referred to as the "Company") as approved by the shareholders of the Company, which we have initialled for identification purposes only.

Management's Responsibility

3. The Management of the Company is responsible for the implementation of the Scheme in accordance with the requirements of Securities and Exchange Board of India (Share Based Employee Benefits) Regulations, 2014 (hereinafter referred to as the "Regulations") and in accordance with the special resolution passed by the shareholders of the Company under applicable provisions of the Companies Act, 1956/2013 or any amendment/re-enactment thereof approving the Scheme on March 2, 2011 and thereafter amending the Scheme on January 14, 2016 and January 7, 2020 (hereinafter referred to as the "Shareholders Resolution").
4. The Management is also responsible for ensuring that the Company complies with the requirements of the Equity Listing Agreement and for furnishing the relevant information to the Securities and Exchange Board of India.

Auditors' Responsibility

5. Pursuant to the requirements of the Regulations it is our responsibility to obtain reasonable assurance and form an opinion as to whether the accompanying Scheme is implemented in compliance with the Regulations and Shareholders Resolution. For the purpose of our examination, reliance was placed on audited standalone financial statements for the year ended March 31, 2020 and books and records of the Company.
6. The standalone financial statements referred to in paragraph 5 above, have been audited by us on which we issued an unmodified audit opinion vide our report dated June 24, 2020. Our audits of these standalone financial statements were conducted in accordance with the Standards on Auditing as referred to in Section 143(10) of the Companies Act 2013 and other applicable authoritative pronouncements issued by the Institute of Chartered Accountants of India. Those standards require that we plan and perform the audit to obtain reasonable assurance about whether the standalone financial statements are free of material misstatement. Our audits were not planned and performed in connection with any transactions to identify matters that may be of potential interest to third parties.
7. We have carried out our examination in accordance with the Guidance Note on Reports or Certificates for Special Purposes issued by the Institute of Chartered Accountants of India. The Guidance Note requires that we comply with the ethical requirements of the Code of Ethics issued by the Institute of Chartered Accountants of India.
8. We have complied with the relevant applicable requirements of the Standard on Quality Control (SQC) 1, Quality Control for Firms that Perform Audits and Reviews of Historical Financial Information, and Other Assurance and Related Services Engagements.

Opinion

9. Based on our examination, as above, and according to the information and explanations given to us, we report that the Company has implemented the Scheme in accordance with the Regulations and the Shareholders' Resolution.

Restriction on Use

10. Our work was performed solely to assist you in meeting your responsibilities in relation to the compliance of the Scheme with the Regulations. Our obligations in respect of this report are entirely separate from, and our responsibility and liability is in no way changed by any other role we may have (or may have had) as auditors of the Company or otherwise. Nothing in this report, nor anything said or done in the course of or in connection with the services that are the subject of this report, will extend any duty of care we may have in our capacity as auditors of the Company.
11. This report is addressed to and provided to the Board of Directors of the Company pursuant to Regulation 13 of the Regulations solely to enable the Board of Directors of the Company to place it before the shareholders at the ensuing annual general meeting of the Company and should not be used by any other person or for any other purpose. Price Waterhouse Chartered Accountants LLP do not accept or assume any liability or duty of care for any other purpose or to any other person to whom this report is shown or into whose hands it may come save where expressly agreed by our prior consent in writing.

For Price Waterhouse Chartered Accountants LLP
Firm Registration Number: 012754N/N500016
Chartered Accountants
Pinaki Chowdhury
Partner
Membership Number : 057572

UDIN : 20057572AAAAAR4135
Place : Kolkata
Date : June 24, 2020

ANNEXURE V**FORM NO. AOC-2**

Pursuant to clause (h) of sub-section (3) of Section 134 of the Act and Rule 8(2) of the Companies (Accounts) Rules, 2014 Form for Disclosure of particulars of contracts/arrangements entered into by the Company with related parties referred to in sub section (1) of section 188 of the Companies Act, 2013 including certain arm's length transaction under third proviso thereto.

- Details of contracts or arrangements or transactions not at arm's length basis
To the best of available information and knowledge, there were no contracts or arrangements or transactions entered into during the year ended 31st March, 2020, which were not at arm's length basis.
- Details of contracts or arrangements or transactions at arm's length basis.
The details of material contracts or arrangement or transactions at arm's length basis for the year ended 31st March, 2020 are as follows:

Name of related party	Nature of relationship	Duration of the contract	Salient terms (*)	Amount (Rs. in crores)
Nature of Contract : Purchase of Goods				
Standard Greases & Specialities Pvt. Ltd.	Joint Promoter	Ongoing	On actual cost basis	146.41
Total Related Party Transactions with Standard Greases & Specialities Pvt. Ltd.				146.41
Nature of Contract : Manufacture/Supply of Oil				
JX Nippon TWO Lubricants India Pvt. Ltd	Associate Company	Ongoing	Franchise Fee as per Joint Venture Agreement	233.65
Nature of Contract : Rent Received				
JX Nippon TWO Lubricants India Pvt. Ltd	Associate Company	Ongoing	On mutual agreed terms	0.01
Nature of Contract : Supply of Oil				
JX Nippon TWO Lubricants India Pvt. Ltd	Associate Company	Ongoing	On actual cost basis	11.98
Total Related Party Transactions with JX Nippon TWO Lubricants India Pvt. Ltd				245.64

(*) Appropriate approvals have been taken for related party transactions.

Kolkata
24th June, 2020

On behalf of the Board
Debasis Jana
Chairman

ANNEXURE VI

DETAILS PERTAINING TO REMUNERATION AS REQUIRED UNDER SECTION 197(12) OF THE COMPANIES ACT, 2013 READ WITH RULE 5 OF THE COMPANIES (APPOINTMENT AND REMUNERATION OF MANAGERIAL PERSONNEL) RULES, 2014 AS AMENDED VIDE COMPANIES (APPOINTMENT AND REMUNERATION OF MANAGERIAL PERSONNEL) AMENDMENT RULES, 2016

- i) The percentage increase in remuneration of each Director, Group Chief Financial Officer and Company Secretary during the financial year 2019-20, ratio of remuneration of each Director to the median remuneration of the employees of the Company for the financial year 2019-20 and other particulars are as under:

Sl. No.	Name of Director / KMP and Designation	Remuneration of Director / KMP for financial year 2019-20 (Rs. in lakhs)	% increase in remuneration in the financial year 2019-20	Ratio of remuneration of each Director to median remuneration of employees
Non-Executive Directors (Serial No. 1 to 12 are Directors)				
1	Shri Debasis Jana, Chairman	1.09 (Note 2)	(44.10)	0.12
2	Shri Pravin Agrawal	Nil*	Not Applicable	Not Applicable

Sl. No.	Name of Director / KMP and Designation	Remuneration of Director / KMP for financial year 2019-20 (Rs. in lakhs)	% increase in remuneration in the financial year 2019-20	Ratio of remuneration of each Director to median remuneration of employees
3	Shri P. S. Bhattacharyya	0.60	(29.41)	0.07
4	Shri D. S. Chandavarkar	0.85 (Note 2)	(39.29)	0.10
5	Shri S. Das	1.82	(10.34)	0.21
6	Shri P. Y. Gurav	1.15	(37.84)	0.13
7	Shri A. Mukherjee	1.52	(21.24)	0.17
8	Smt. Nayantara Palchoudhuri	1.40	(3.45)	0.16
9	Shri S. Roy Choudhury	1.70	(24.44)	0.19
10	Shri S. Sundareshan	1.70	(5.56)	0.19
11	Shri Amit Varadan	Nil (Note 3)	Not Applicable	Not Applicable
12	Shri Vinod S. Vyas	1.12 (Note 2)	(21.68)	0.13
Executive Director				
1	Shri R.N. Ghosal, Managing Director	89.70 (Note 1)	28.77	10.25
Others				
1	Shri S. Basu, Group Chief Financial Officer	67.04 (Note 1)	28.43	7.66
2	Shri S. Ganguli, Company Secretary	27.38 (Note 1)	28.97	3.13

* Shri Pravin Agrawal resigned from the Board of Directors w.e.f. 19th July, 2019.

Note 1 Remuneration of Managing Director, Group Chief Financial Officer and Company Secretary as stated above has been computed based on cost to the Company. As such, the same is different from the remuneration stated in other parts of this Annual Report, in relation to the said person.

Note 2 Remuneration of Shri Debasis Jana was paid to Andrew Yule & Company Limited as per his directions. Remuneration of Shri D. S. Chandavarkar and Shri Vinod S. Vyas, Directors were paid to Standard Greases & Specialities Private Limited, as per the directions received from each of them.

Note 3 No remuneration has been paid to Shri Pravin Agrawal and Shri Amit Varadan, Directors, in view of the directions received from them in this regard.

Note 4 Remuneration for the purpose (ii) to (vi) hereunder has not been computed based on cost to the Company.

- ii) Median remuneration of employees of the Company during the financial year 2019-20 was Rs. 8.75 lakhs.
- iii) In the financial year 2019-20, there was an increase of 6.32% in the median remuneration of employees.
- iv) There were 517 permanent employees on the rolls of Company as on 31st March, 2020.
- v) Average percentage increase made in the salaries of employees other than the managerial personnel in the last financial year i.e. 2019-20 was 7.78% whereas increase in managerial remuneration for the same financial year was 21.62%.
- vi) It is hereby affirmed that the remuneration paid is as per the Remuneration Policy for Directors, Key Managerial Personnel, Senior Management Personnel and other employees.

ANNEXURE VII

Statement on Impact of Audit Qualifications (for audit report with modified opinion) submitted along with Annual Consolidated Audited Financial Results

Statement on Impact of Audit Qualifications for the Financial Year ended 31 st March, 2020				
I	Sl. No.	Particulars	Audited Figures (as reported before adjusting for qualifications) (Figs. in Rs. crores except EPS)	Adjusted Figures/audited figures (after adjusting for qualifications) (Figs. in Rs. crores except EPS)
	1.	Turnover / Total income	1,338.15	Refer 'Details of Audit Qualification below'
	2.	Total Expenditure	1,193.38	
	3.	Net Profit / (Loss) – after tax	122.06	
	4.	Earnings Per Share (EPS) (Rs.)	359.11	
	5.	Total Assets	966.68	
	6.	Total Liabilities	286.07	
	7.	Net Worth	680.61	
	8.	Any other financial item(s) (as felt appropriate by the management)	None	
II	Audit Qualification (each audit qualification separately):			
	<p>a. Details of Audit Qualification: The consolidated financial results, except for the indeterminate impact of the adjustments that may have arisen had an audit been carried out of joint venture (JX Nippon TWO Lubricants India Private Limited), give a true and fair view in conformity with the recognition and measurement principles laid down in the applicable accounting standards prescribed under Section 133 of the Companies Act, 2013 (the "Act") and other accounting principles generally accepted in India, of net profit and other comprehensive income and other financial information of the Group and its joint venture for the year ended March 31, 2020 and the consolidated statement of assets and liabilities and the consolidated statement of cash flows as at and for the year ended on that date. The audit of JX Nippon TWO Lubricants India Private Limited, a joint venture of Tide Water Oil Co. (India) Limited (the 'Company') and an unlisted entity, could not be carried out in view of the lockdown prevailing in the country.</p> <p>b. Type of Audit Qualification: Qualified Opinion / Disclaimer of Opinion / Adverse Opinion: Qualified Opinion</p> <p>c. Frequency of qualification: Whether appeared first time / repetitive / since how long continuing: Appeared first time</p> <p>d. For Audit Qualification(s) where the impact is quantified by the auditor, Management's Views: Not applicable</p> <p>e. For Audit Qualification(s) where the impact is not quantified by the auditor:</p> <p>(i) Management's estimation on the impact of audit qualification: Refer point e(ii) below.</p> <p>(ii) If management is unable to estimate the impact, reasons for the same: The Company's Board of Directors has reviewed the financial statements of the joint venture, as certified by the Board of Directors of the joint venture, which has been considered for the purposes of preparation of consolidated financial results of the Company. However, since an audit of the material component (i.e. joint venture) has not been carried out, the impact, if any, is unascertainable.</p> <p>(iii) Auditors' Comments on (i) or (ii) above: The consolidated financial results include the Group's share of total comprehensive income (comprising of profit and other comprehensive income) of Rs. 15.67 crores for the year ended March 31, 2020 and Group's share of net assets of Rs. 75.64 crores as at March 31, 2020 in respect of the joint venture, which are unaudited and have been furnished to us by the Management. In our opinion and according to the information and explanations given to us by the Management, these financial statements/ financial information/ financial results are material to the consolidated financial results. The impact of adjustments, if any, had an audit been carried out of the financial statements/ financial information/ financial results of the joint venture as at and for the year ended March 31, 2020, is unascertainable.</p>			
III	<p>Signatories: Managing Director, Tide Water Oil Co. (I) Ltd. Sd/- Chairman, Audit Committee, Tide Water Oil Co. (I) Ltd. Sd/- Group CFO, Tide Water Oil Co. (I) Ltd. Sd/- Partner, Price Waterhouse Chartered Accountants LLP Sd/- Place: Kolkata Date: 24th June, 2020</p>			

FORM NO. MR-3
SECRETARIAL AUDIT REPORT

FOR THE FINANCIAL YEAR ENDED 31ST MARCH, 2020

[Pursuant to Section 204(1) of the Companies Act, 2013 and Rule No.9 of the Companies (Appointment and Remuneration of Managerial Personnel) Rules, 2014]

To,

The Members

M/s. Tide Water Oil Co. (India) Ltd.

8, Dr. Rajendra Prasad Sarani,
Kolkata - 700001, West Bengal, India

We have conducted the secretarial audit of the compliance of applicable statutory provisions and adherence to good corporate practices by M/s. **TIDE WATER OIL CO. (INDIA) LTD.**, (hereinafter called the Company). Secretarial Audit was conducted in a manner that provided us a reasonable basis for evaluating the corporate conducts/statutory compliances and expressing our opinion thereon.

Based on our verification of the Company's books, papers, minute books, forms and returns filed and other records maintained by the Company and also the information provided by the Company, its officers, agents and authorized representatives during the conduct of the secretarial audit, we hereby report that in our opinion, the Company has, during the audit period covering the financial year ended 31st March, 2020 complied with the statutory provisions listed hereunder and also that the Company has proper Board-processes and compliance mechanism in place to the extent, in the manner and subject to the reporting made hereinafter:

We have examined the books, papers, minute books, forms and returns filed and other records maintained by the Company for the financial year ended 31st March, 2020 according to the provisions of:

- i) The Companies Act, 2013 (the Act) and the rules made thereunder;
- ii) The Securities Contracts (Regulation) Act, 1956 (SCRA) and the rules made thereunder;
- iii) The Depositories Act, 1996 and the Regulations and Bye-laws framed thereunder;
- iv) Foreign Exchange Management Act, 1999 and the rules and regulations made thereunder to the extent of Foreign Direct Investment, Overseas Direct Investment and External Commercial Borrowings;
- v) The following Regulations and Guidelines prescribed under the Securities and Exchange Board of India Act, 1992 (SEBI Act);
 - a) The Securities and Exchange Board of India (Substantial Acquisition of Shares and Takeovers) Regulations, 2011;
 - b) The Securities and Exchange Board of India (Prohibition of Insider Trading) Regulations, 2015;
 - c) The Securities and Exchange Board of India (Issue of Capital and Disclosure Requirements) Regulations, 2009 (till November 09, 2018);
 - d) The Securities and Exchange Board of India (Issue of Capital and Disclosure Requirements) Regulations, 2018 (w.e.f. November 10, 2018);
 - e) The Securities and Exchange Board of India (Share Based Employee Benefits) Regulations, 2014;
 - f) The Securities and Exchange Board of India (Issue and Listing of Debt Securities) Regulations, 2008; (Not applicable to the Company during the Audit Period).
 - g) The Securities and Exchange Board of India (Registrars to an Issue and Share Transfer Agents) Regulations, 1993 regarding the Companies Act and dealing with client.
 - h) The Securities and Exchange Board of India (Delisting of Equity Shares) Regulations, 2009; (Not applicable to the Company during the Audit Period)
 - i) The Securities and Exchange Board of India (Buyback of Securities) Regulations, 1998; (Not applicable to the Company during the Audit Period).
- vi) We have relied on the representation made by the Company and its Officers for systems and mechanism formed by the Company for compliances under other applicable Acts, Laws and Regulations to the Company. The list of major head/groups of Acts, Laws and Regulations as applicable to the Company are as follows :-

- I. Factories Act, 1948
- II. Industries (Development and Regulation) Act, 1951
- III. Labour Laws and other incidental laws related to labour and employees appointed by the Company either on its payroll or on contractual basis as related to wages, gratuity, provident fund, ESIC, compensation etc.
- IV. Acts prescribed under prevention and control of pollution
- V. Acts prescribed under Environmental protection
- VI. Acts as prescribed under Direct Tax and Indirect Tax
- VII. Land Revenue laws of respective States
- VIII. Labour Welfare Act of respective States
- IX. Local laws as applicable to various offices and plants
- X. Maternity Benefit Act, 1961
- XI. Legal Metrology Act, 2009
- XII. The Negotiable Instruments Act, 1881
- XIII. Indian Contract Act, 1872
- XIV. Indian Stamp Act, 1899
- XV. The Industrial Disputes Act, 1947

We have also examined compliance with the applicable clauses of the following:

- (i) The Company has complied with the applicable Clauses of SS-1 (Secretarial Standard on Meetings of the Board of Directors) and SS-2 (Secretarial Standard on General Meetings) issued by the Institute of Company Secretaries of India.
- (ii) The Company has complied with Securities and Exchange Board of India (Listing Obligations and Disclosure Requirements) Regulations, 2015 entered into by the Company with the stock exchanges.

During the period under review the Company has complied with the provisions of the Act, Rules, Regulations, Guidelines, Standards, etc. mentioned above.

We further report that

The Board of Directors of the Company is duly constituted with proper balance of Executive Directors, Non-Executive Directors and Independent Directors. The changes in the composition of the Board of Directors that took place during the period under review were carried out in compliance with the provisions of the Act.

Adequate notice is given to all directors to schedule the Board Meetings, agenda and detailed notes on agenda were sent at least seven days in advance and a system exists for seeking and obtaining further information and clarifications on the agenda items before the meeting and for meaningful participation at the meeting.

All the decisions of the Board were unanimously passed and no dissenting views have been recorded in the Minutes of the Board.

We further report that there are adequate systems and processes in the Company commensurate with the size and operations of the company to monitor and ensure compliance with applicable laws, rules, regulations and guidelines.

We further report that, as informed by the Management, with the global outbreak of COVID-19, the manufacturing plants of the Company had to be shut down temporarily in compliance with the directives of the Central Government and various State Governments. The registered office alongwith the regional offices were also closed as per directives applicable to them. The Company had to adopt Work from Home policy for all its office employees and other staff to minimize the risk and contain spread of COVID-19. However, with the implementation of gradual relaxations, the plants of the Company had resumed their operations in a limited way as reported to the Stock Exchanges vide disclosures dated 5th May, 2020 and 25th May, 2020. The major regional offices had also resumed their operations with due compliance of guidelines permitting the same.

We further report that during the audit period the Company has accorded the consent of members to the Board of Directors for the following specific events/actions having a major bearing on the Company's affairs :-

- Approval u/s 188 of the Companies Act, 2013 for entering into transaction involving sale, purchase or supply of any goods or material and/or availing or rendering of any services with Standard Greases & Specialities Private Limited, a related party as per the definition of the term under the Act, upto an amount of Rs. 256 Crores (Rupees

- Two Hundred and Fifty-Six Crores only), during the financial year ending on 31st March, 2020.
- Approval u/s 188 of the Companies Act, 2013 for entering into transaction involving sale, purchase or supply of goods or material and / or availing or rendering of any services with JX Nippon TWO Lubricants India Private Limited, a related party as per the definition of the term under the Act, upto an amount of Rs. 272 Crores (Rupees Two Hundred and Seventy Two Crores only) during the financial year ending on 31st March, 2020.
 - Approval u/s 196 of the Companies Act, 2013, for extending the term of appointment of Shri R. N. Ghosal, Managing Director (DIN:00308865) of the Company till the close of business on 28th February, 2021.

For M/s. Manoj Shaw & Co.
(Company Secretaries)
Manoj Prasad Shaw
(Proprietor)

Place: Kolkata
Date: 24-06-2020

FCS No. 5517; C P No.: 4194
UDIN: F005517B000374754

The report is to be read with our letter of even date which is annexed as **Annexure - A** and forms an integral part of this report.

Annexure - A

To,

The Members

M/s. Tide Water Oil Co. (India) Ltd.

8, Dr. Rajendra Prasad Sarani,
Kolkata - 700001, West Bengal, India

Our report of even date is to be read along with this letter.

Management's Responsibility:

1. Maintenance of Secretarial records is the responsibility of the management of the Company. Our responsibility is to express an opinion on these secretarial records based on our audit.
2. We have followed the audit practices and process as were appropriate to obtain reasonable assurance about the correctness of the contents of the Secretarial records. The verification was done on test basis to ensure that correct facts are reflected in Secretarial records. We believe that the process and practices, we followed provide a reasonable basis for our opinion.
3. We have not verified the correctness and appropriateness of financial records and Books of Accounts of the Company.
4. Wherever required, we have obtained the Management representation about the compliance of laws, rules and regulations and happening of events, etc.
5. The compliance of the provisions of Corporate and other applicable laws, rules, regulations, standards is the responsibility of management. Our examination was limited to the verification of procedure on test basis.
6. The Secretarial Audit Report is neither an assurance as to the future viability of the Company nor of the efficacy or effectiveness with which the management has conducted the affairs of the Company.

For M/s. Manoj Shaw & Co.
(Company Secretaries)
Manoj Prasad Shaw
(Proprietor)

Place: Kolkata
Date: 24-06-2020

FCS No. 5517; C P No.: 4194

CORPORATE GOVERNANCE REPORT

COMPANY'S PHILOSOPHY ON CORPORATE GOVERNANCE

The Company has been following the principles of Corporate Governance over the years by placing emphasis on transparency, accountability and integrity so as to enhance value of all stakeholders namely employees, shareholders, customers and creditors. Your Company is tirelessly striving to achieve heights of excellence by adhering to best governance and disclosure policy as envisaged in terms of Regulation 15 of the Securities and Exchange Board of India (Listing Obligations and Disclosure Requirements) Regulations, 2015 as amended vide Securities and Exchange Board of India (Listing Obligations and Disclosure Requirements) (Amendment) Regulations, 2018 (hereinafter referred to as SEBI LODR Regulations) to the extent applicable. Your company is complying with all provisions and the details of such compliance are outlined below:

BOARD OF DIRECTORS

Composition, Category of Directors, their other directorships in Public Limited Companies, the membership of various committees, directorships and category thereof in Listed Entities as on 31st March, 2020.

The Board of Directors comprises of an Executive Director and eleven Non-Executive Directors, out of whom six are Independent.

Details of the Board of Directors as on 31st March, 2020 are given below:

Name	Business Relation	Category	Other Directorship in Public Limited Companies incorporated in India*	Other Committee position held#		Names of the Listed Entities where Directorship held (Note 1)	Category of Directorship in the Listed Entities
				As Chairperson	As Member		
Shri Debasis Jana	Chairman	Non – Executive	4	-	2	Andrew Yule & Co. Limited	Chairman and Managing Director
Shri P. S. Bhattacharyya	Director	Non – Executive and Independent	7	1	3	Deepak Fertilizers And Petrochemicals Corporation Limited	Non – Executive and Independent Director
						Ramkrishna Forgings Limited	Non – Executive and Independent Director
Shri D. S. Chandavarkar	Director	Non – Executive	1	-	-	Nil	N.A.
Shri S. Das	Director	Non – Executive	1	-	1	Rydak Syndicate Limited	Non – Executive and Independent Director
Shri R. N. Ghosal	Managing Director	Executive	-	-	-	Nil	N.A.
Shri P. Y. Gurav	Director	Non – Executive and Independent	4	4	2	Commercial Engineers and Body Builders Co. Limited	Non – Executive and Independent Director
						Kolte-Patil Developers Limited	Non – Executive and Independent Director
Shri A. Mukherjee	Director	Non – Executive and Independent	-	-	-	Nil	N.A.

Name	Business Relation	Category	Other Directorship in Public Limited Companies incorporated in India*	Other Committee position held#		Names of the Listed Entities where Directorship held (Note 1)	Category of Directorship in the Listed Entities
				As Chairperson	As Member		
Smt. N. Palchoudhuri	Director	Non – Executive and Independent	6	-	8	Rossell India Limited	Non – Executive and Independent Director
						Vesuvius India Limited	Non – Executive and Independent Director
						Ludlow Jute and Specialities Limited	Non – Executive and Independent Director
						Nicco Parks and Resorts Limited	Non – Executive and Independent Director
Shri S. Roy Choudhury	Director	Non – Executive and Independent	1	-	1	Nil	N.A.
Shri S. Sundareshan	Director	Non – Executive and Independent	5	1	6	Patspin India Limited	Non – Executive and Independent Director
						GTN Textiles Limited	Non – Executive and Independent Director
Shri Amit Varadan	Director	Non - Executive	2	-	2	Andrew Yule & Co. Limited	Non – Executive Nominee Director
						Bharat Heavy Electricals Limited	Non – Executive Nominee Director
Shri Vinod S. Vyas	Director	Non – Executive	1	-	-	Nil	N.A.

Note 1 : Directorship held in this Company is in addition to the listed entities stated above.

* Excluding directorships in private limited companies, foreign companies and companies registered under Section 8 of the Companies Act, 2013.

Only two Committees viz. the Audit Committee and the Stakeholders' Relationship Committee are considered.

It is hereby confirmed that in the opinion of the Board, the Independent Directors of the Company fulfill the conditions specified in SEBI LODR Regulations and are independent of the management.

None of the existing Directors and Key Managerial Personnel hold any equity shares in the Company. The Company has not issued any convertible instrument during the year.

No relationship shared between Directors inter-se.

No Independent Director has resigned before the expiry of his/her tenure during the financial year 2019-20.

The tenure of directorship of Shri A. Mukherjee as Independent Director on the Board of Directors of the Company and committees thereof has ceased with effect from the close of business on 31st March, 2020, on completion of consecutive 2 (two) terms. Accordingly, he has ceased to be a member of the Nomination and Remuneration Committee, Stakeholders' Relationship Committee, Compensation Committee and Committee of the Board of Directors with effect from the close of business on 31st March, 2020.

Number of Board Meetings, attendance at Board Meetings and at 96th Annual General Meeting.

There were 4 meetings of the Board of Directors held during the year 2019-20 on 30th May, 2019, 13th August, 2019 (adjourned to 14th August, 2019), 14th November, 2019 and 14th February, 2020.

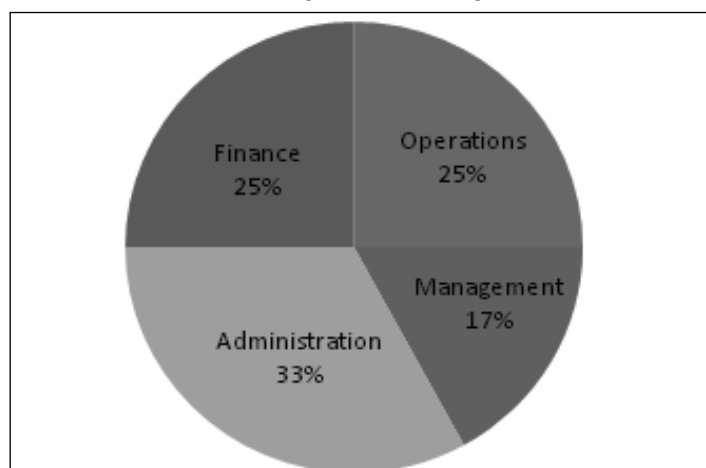
Attendance Record:

Name of Director	No. of Board Meetings attended	96 th Annual General Meeting held on 30 th August, 2019
Shri Debasis Jana	3	Yes
Shri Pravin Agrawal	Nil	N.A.
Shri P. S. Bhattacharyya	2	No
Shri D. S. Chandavarkar	3	No
Shri S. Das	4	Yes
Shri R. N. Ghosal	4	Yes
Shri P. Y. Gurav	3	No
Shri A. Mukherjee	4	Yes
Smt. N. Palchoudhuri	4	Yes
Shri S. Roy Choudhury	4	No
Shri S. Sundareshan	4	No
Shri Amit Varadan	1	No
Shri Vinod S. Vyas	4	No

Note: Shri Amit Varadan was initially appointed on 13th August, 2019. On cessation of his term he was appointed afresh on 14th November, 2019. Shri Pravin Agrawal resigned from the Board of Directors on 19th July, 2019.

LIST OF EXPERTISE OF BOARD OF DIRECTORS

Pursuant to the provisions of SEBI LODR Regulations, the Board of Directors of the Company has identified operations, management, administration and finance as the core skills/expertise/competencies which are required in the context of the Company's business and sector for its effective functioning. A chart showing desirable mix in terms of percentage is provided below:

Core Skills / Expertise / Competencies

All the aforesaid core skills/expertise/competencies are actually available with the Board. All the Directors are having vast knowledge in the area of administration and management.

In addition to the above, Shri R.N. Ghosal, Shri D.S. Chandavarkar, Shri Vinod S. Vyas and Shri S. Roy Choudhury are having immense experience in the lubricating industry. Shri Subir Das, Shri P.S. Bhattacharyya and Shri P.Y. Gurav have considerable expertise in the finance area. Shri S. Sundareshan, Shri Debasis Jana, Shri Amit Varadan, Shri A. Mukherjee and Smt. Nayantara Palchoudhuri have significant experience in business operations.

FAMILIARIZATION PROGRAMME

The Independent Directors of the Company are the individuals having experience and expertise being leaders in their respective fields. Similarly other Non-Executive Directors also have considerable experience in their respective fields. Periodic presentations are made at the Board and Board Committee Meetings, on business and performance updates of the Company, global business environment, strategy and risk involved, etc. so that they are updated on the business model, the risk profile of the business of the Company and also their roles and responsibilities as Directors of the Company.

The familiarization programmes, may be referred to, at the official website of the Company at the weblink <https://www.tidewaterindia.com/wp-content/uploads/2017/02/FAMILIARISATION-PROGRAMME-FOR-INDEPENDENT-DIRECTORS-1.pdf>. Details of the familiarization programmes imparted to Independent Directors are also available at the official website of the Company at the weblink <https://www.tidewaterindia.com/wp-content/uploads/2017/03/Details-of-Familiarization-Programmes-3.pdf>.

AUDIT COMMITTEE

Terms of Reference, Composition, Name of Members and Chairman:

The terms of reference of the Audit Committee include the powers as referred to in Regulation 18 of the SEBI LODR Regulations, read with Section 177 of the Companies Act, 2013 and the role as stipulated in Part - C of Schedule II of the SEBI LODR Regulations. The Chairman of the Audit Committee, Shri S. Roy Choudhury could not attend the 96th Annual General Meeting (AGM) of the Company due to sudden exigency.

There were 4 meetings of the Audit Committee held during the year 2019-20 on 30th May, 2019, 14th August, 2019, 14th November, 2019 and 14th February, 2020.

The composition of Audit Committee as on 31st March, 2020 and the attendance of the members at the meeting(s) thereof during 2019-20 were as follows:

<u>Name of Director</u>	<u>Designation</u>	<u>No. of meeting(s) attended</u>
Shri S. Roy Choudhury	Chairman	4
Shri S. Das	Member	4
Shri P. Y. Gurav	Member	3
Shri S. Sundareshan	Member	4

Note:

1. All the above Directors are Non-Executive. More than two-third of the members of the Audit Committee are Independent Directors as stated in Regulation 18 of the SEBI LODR Regulations.
2. Shri S. Das and Shri P. Y. Gurav are having expert knowledge in financial and accounting matters. All other Directors are financially literate.

Shri R. N. Ghosal, Managing Director and Shri S. Basu, Group CFO, remained present at the meetings of the Audit Committee. Shri S. Ganguli acts as Secretary to the Audit Committee.

The Audit Committee invites, as and when it considers appropriate, the external auditors of the Company to be present at the meetings of the Committee. The Internal Auditor also attends the meetings as and when required.

NOMINATION AND REMUNERATION COMMITTEE

Terms of Reference, Composition, Name of Members and Chairman:

The role and terms of reference of the Nomination and Remuneration Committee inter-alia include matters stated in Part - D of Schedule II of the SEBI LODR Regulations read with Section 178 of the Companies Act, 2013.

All the members of the Nomination and Remuneration Committee are Non-Executive Directors. More than half of the members are Independent Directors. The Chairman of the Committee is also an Independent Director. The Chairman

of the Nomination and Remuneration Committee, Shri S. Roy Choudhury could not attend the 96th Annual General Meeting (AGM) of the Company due to sudden exigency.

There were 2 meetings of the Nomination and Remuneration Committee held during the year 2019-20 on 13th November, 2019 and 14th February, 2020.

The composition of the Nomination and Remuneration Committee as on 31st March, 2020 and the attendance of the members at the meeting(s) thereof during 2019-20 were as follows:

<u>Name of Director</u>	<u>Designation</u>	<u>No. of meeting(s) attended</u>
Shri S. Roy Choudhury	Chairman	2
Shri D. S. Chandavarkar	Member	1
Shri Debasis Jana	Member	1
Shri A. Mukherjee	Member	2
Shri S. Sundareshan	Member	2

PERFORMANCE EVALUATION

The Securities and Exchange Board of India (SEBI) vide its Circular No. SEBI/HO/CFD/CMD/CIR/P/2017/ 004 dated 5th January, 2017 issued a guidance note on board evaluation in order to guide listed entities by elaborating various aspects of board evaluation that may help to improve the evaluation process, derive the best possible benefits and achieve the objective of the entire evaluation process. The existing Board Evaluation and Diversity Policy of the Company has been voluntarily modified by including suitable points as suggested by SEBI in the aforesaid circular and the same has been adopted by the Board of Directors to bring in transparency in the evaluation process.

The performance evaluation of the Non-Executive Directors, including Independent Directors, Executive Director(s), the Board as a whole and the Chairman of the Company is done as per the modified Board Evaluation and Diversity Policy, as framed. Evaluation of Independent Directors is carried out by the entire Board of Directors, excluding the respective Director being evaluated, considering their performance and fulfillment of independence criteria as specified under SEBI LODR Regulations and their independence from management. Separate meetings of Independent Directors are held, wherein performances of the concerned Directors are evaluated and the findings are subsequently reported to the Board. The Nomination and Remuneration Committee is also responsible to overview the process of evaluation, stated above.

The policy referred above inter-alia contains evaluation criteria for the Directors including Independent Directors, procedure for determination and review of remuneration of Directors, Key Managerial Personnels and other employees, etc.

The modified policy for Board Evaluation and Board Diversity may be referred to, at the official website of the Company at the weblink <https://www.tidewaterindia.com/wp-content/uploads/2017/02/Board-Evaluation-Diversity-Policy-2.pdf>.

REMUNERATION OF DIRECTORS

REMUNERATION POLICY

The Remuneration Policy as recommended by the Nomination and Remuneration Committee has been accepted by the Board of Directors. The same is applicable for Directors viz. Executive and Non-Executive, Key Managerial Personnels, Senior Management Personnels and other employees of the Company. It inter alia contains criteria for making payment to the said persons. The said policy may be referred to at the official website of the Company at the weblink <https://www.tidewaterindia.com/wp-content/uploads/2017/02/REMUNERATION-POLICY-1.pdf>.

DETAILS OF REMUNERATION

Executive Directors

The Company pays remuneration by way of salary, allowances, perquisites and commission to the Managing Director. The overall remuneration is proposed by the Nomination and Remuneration Committee and put up to the Board of Directors where it is approved and referred to the shareholders at the General Meeting for approval. The commission is payable in line with the provisions of Section 197 of the Companies Act, 2013.

The details of the remuneration paid to Shri R. N. Ghosal, Managing Director during the year 2019-20, are given below:

<u>Particulars</u>	<u>Remuneration Paid (Rs. in Lakhs)</u>
a. All elements of remuneration package i.e. salary, perquisites, etc.	80.70
b. Details of fixed components and performance linked incentives i.e. Commission	9.00
Note:	<u>89.70</u>
Criteria: Commission paid by the Company is based on the percentage of achieved profit as compared to the budgeted profit. There is no fixed component in the commission payable. However, the commission is subject to a maximum ceiling of Rs.9,00,000/-	
c. Service Contract	Till the close of business on 28 th February, 2021
d. Notice Period	3 (Three) months
e. Severance Fees	No separate provision
f. Stock Option Details	No stock option had been granted during 2019-20

Shri R.N. Ghosal, Managing Director does not fall within the category of Directors referred in Regulation 17(6)(e) of SEBI LODR Regulations.

Non-Executive Directors

Remuneration payable to the Non-Executive Directors is in line with the Remuneration Policy, as adopted. The Non-Executive Directors are entitled to sitting fees for attending Board and Committee Meetings. Details of sitting fees paid to the Non-Executive Directors during the year 2019-20, are provided below:

<u>Name of Director</u>	<u>Sitting fees paid/payable (Rs.)</u>
Shri Debasis Jana	1,09,000/-
Shri Pravin Agrawal	Nil
Shri P. S. Bhattacharyya	60,000/-
Shri D. S. Chandavarkar	85,000/-
Shri S. Das	1,82,000/-
Shri P. Y. Gurav	1,15,000/-
Shri A. Mukherjee	1,52,000/-
Smt. N. Palchoudhuri	1,40,000/-
Shri S. Roy Choudhury	1,70,000/-
Shri S. Sundareshan	1,70,000/-
Shri Amit Varadan	Nil
Shri Vinod S. Vyas	1,12,000/-

Remuneration of Non-Executive Directors is approved by the Board of Directors. Remuneration of the Non-Executive Directors is paid as per directions given by the concerned Directors and recorded in the minutes of the Board Meetings. During 2019-20 no Non-Executive Director has been paid remuneration exceeding the ceiling stated under Regulation 17(6)(ca) of SEBI LODR Regulations. Apart from the above, the Non-Executive Directors have no pecuniary relationship with the Company in their personal capacity. This may be deemed to be the disclosure as required under Schedule V of the SEBI LODR Regulations.

RETIREMENT POLICY OF THE DIRECTORS

As per the present policy the Executive Chairman and Directors retire at the age of 60 years. This is in line with the policy adopted by the Company. Vide resolution no. 12 dated 29th August, 2014, the shareholders extended the retirement date of Shri R. N. Ghosal, Managing Director till the close of business on 28th February, 2017. Subsequently, the shareholders vide their resolution no.12 dated 26th July, 2017, approved extension of the term of appointment of

Shri R. N. Ghosal as Managing Director of the Company for a period of 2 (two) years, i.e. till 28th February, 2019. Further vide shareholders' resolution no. 8 dated 30th August, 2019 the term of appointment of Shri R. N. Ghosal as Managing Director of the Company was extended for an additional period of 2 (two) years, i.e. till 28th February, 2021.

The terms of appointment of Independent Directors are determined by the shareholders, in accordance with the provisions of applicable statutes on case to case basis. A format of the 'Letter of Appointment' containing detailed terms and conditions, as issued to the Independent Directors upon appointment, may be referred to, at the official website of the Company at the weblink <https://www.tidewaterindia.com/wp-content/uploads/2017/02/APPOINTMENT-INDEPENDENT-DIRECTOR-1.pdf>.

STAKEHOLDERS' RELATIONSHIP COMMITTEE

The Company had set up Stakeholders' Relationship Committee, role whereof includes matters stated under Clause B of Part D to Schedule II of SEBI LODR Regulations. Matters relating to transfer, transmission, duplicate issue, etc. continues to be looked after by the "Committee of Directors".

A meeting of the Stakeholders' Relationship Committee was held during the year 2019-20 on 14th February, 2020.

The composition of the Stakeholders' Relationship Committee as on 31st March, 2020 and the attendance of the members at the meeting(s) thereof during 2019-20 were as follows:

<u>Name of Director</u>	<u>Designation</u>	<u>No. of meeting(s) attended</u>
Shri Debasis Jana	Chairman	1
Shri R. N. Ghosal	Member	1
Shri A. Mukherjee	Member	1

The Company received 1 (One) complaint during the financial year which was replied/resolved to the satisfaction of shareholder/investor. No share transfer was lying pending as on 31st March, 2020. The Company also takes reasonable steps for redressal of grievances/complaints filed by the shareholders in SEBI Complaint Redressal System (SCORES).

The Chairman of Stakeholders' Relationship Committee, Shri Debasis Jana was present at the 96th Annual General Meeting (AGM) of the Company to answer queries of security holders.

Shri S. Ganguli being Company Secretary is the Compliance Officer of the Company.

CODE OF CONDUCT

The Board of Directors have laid down a Code of Conduct for all members of the Board of Directors and senior management of the Company. The same inter alia also contains duties of Independent Directors as laid down under the Companies Act, 2013. The Code of Conduct may be referred to at the official website of the Company at the weblink <https://www.tidewaterindia.com/code-of-conduct/>.

The certificate regarding compliance with the Code of Conduct is given separately.

COMMITTEE OF DIRECTORS

This Committee has been functioning for a long period of time and has been inter alia delegated the following powers by the Board of Directors:

1. General power of management
2. Granting of loan to employees
3. Borrowing of monies on behalf of the company
4. Investing of funds of the company
5. Sale of fixed assets
6. Approving of capital expenditure
7. Appointment, promotion, etc. of employees
8. Approving transfer/transmission/re-materialization of shares

There were 6 meetings of the Committee held during the year 2019-20 on 24th May, 2019, 23rd August, 2019, 17th September, 2019, 25th November, 2019, 14th January, 2020 and 3rd February, 2020. The composition of the Committee

as on 31st March, 2020 and the attendance of the members at the meeting(s) thereof during 2019-20 were as follows:

<u>Name of Director</u>	<u>Designation</u>	<u>No. of meeting(s) attended</u>
Shri Debasis Jana	Chairman	6
Shri S. Das	Member	6
Shri A. Mukherjee	Member	6
Shri Vinod S. Vyas	Member	6

COMPENSATION COMMITTEE

This Committee has been formed for administration and superintendence of Tide Water Oil Company (India) Limited Employee Benefit Scheme, or any other scheme that may be framed by the Board, from time to time, for the purpose of granting/allotting stock option(s) to the eligible employees of the Company.

The Committee as on 31st March, 2020 comprised of Shri S. Roy Choudhury as Chairman, Shri Debasis Jana, Shri A. Mukherjee and Shri Vinod S. Vyas.

As no stock option had been granted/allotted during the last financial year, the Committee did not meet during 2019-20.

CORPORATE SOCIAL RESPONSIBILITY (CSR) COMMITTEE

The Board of Directors had constituted "Corporate Social Responsibility Committee" as required under Section 135 of the Companies Act, 2013. The terms of reference of this Committee include matters required for the purpose of compliance of Section 135 of the Companies Act, 2013, the Companies (Corporate Social Responsibility Policy) Rules, 2014 and all other relevant compliances.

The Corporate Social Responsibility Policy has been framed and the same may be referred to, at the official website of the Company at the weblink <https://www.tidewaterindia.com/wp-content/uploads/2017/02/CSR-Policy.pdf>.

There were 3 meetings of the Corporate Social Responsibility (CSR) Committee held during the year 2019-20 on 30th May, 2019, 14th August, 2019 and 14th November, 2019.

The composition of the Corporate Social Responsibility (CSR) Committee as on 31st March, 2020 and the attendance of the members at the meeting(s) thereof during 2019-20 were as follows:

<u>Name of Director</u>	<u>Designation</u>	<u>No. of meeting(s) attended</u>
Smt. N. Palchoudhuri	Chairperson	3
Shri R. N. Ghosal	Member	3
Shri S. Das	Member	3

RISK MANAGEMENT COMMITTEE AND RISK MANAGEMENT

The Board of Directors, had constituted "Risk Management Committee" for laying down risk assessment and minimization procedures. A Risk Management Plan, inter alia covering cyber security, has been devised which is monitored and reviewed by this Committee.

A meeting of Risk Management Committee was held during 2019-20 on 12th February, 2020.

The composition of the Risk Management Committee as on 31st March, 2020 and the attendance of the members at the meeting(s) thereof during 2019-20 were as follows:

<u>Name of Director / Executive</u>	<u>Designation</u>	<u>No. of meeting(s) attended</u>
Shri Debasis Jana	Chairman	1
Shri R. N. Ghosal	Member	1
Shri S. Basu	Member	1

SUBSIDIARY COMPANIES

The Company has four wholly owned subsidiary companies viz. Veedol International Limited, UK (VIL), Veedol

International DMCC, Dubai (VID), Veedol UK Limited (formerly Price Thomas Holdings Limited), UK (VUK) and Veedol Deutschland GmbH, Germany (VDG). Veedol International Americas Inc., Canada (VIA) has been floated as a step down subsidiary of the Company. VIA is a wholly owned subsidiary of VIL. VUK has a wholly owned subsidiary viz. Granville Oil & Chemicals Limited, UK (GOCL). With acquisition of 100% shares of VUK, GOCL has also become a step down subsidiary of this Company.

The Company's subsidiary Veedol International BV, Netherlands (VIBV) has been closed down on 31st December, 2019.

Separate disclosure, in relation to the performance of the said subsidiaries is provided separately in the Annual Report. There is no unlisted material subsidiary company.

The Company has formulated a policy for determining material subsidiaries, which may be referred to at the official website of the Company at the weblink <https://www.tidewaterindia.com/wp-content/uploads/2017/02/Material-Subsidiary-Policy-2.pdf>.

GENERAL BODY MEETINGS

The date, time and venue of the last three AGMs of the company were as under:

Financial Year ended	Day & Date	Time	Venue
31 st March, 2017	26 th July, 2017	10.00 a.m.	The Bengal Chamber of
31 st March, 2018	14 th August, 2018	10.00 a.m.	Commerce & Industries,
31 st March, 2019	30 th August, 2019	10.00 a.m.	Kolkata

All resolutions set out in the respective notices were passed by the shareholders. The following Special Resolutions were passed in the previous 3 (Three) Annual General Meetings:

<u>Meetings</u>	<u>Particulars of Special Resolutions Passed</u>
94 th Annual General Meeting held on 26 th July, 2017	<ol style="list-style-type: none"> 1. Appointment of Statutory Auditor 2. Resolution for reappointment of Shri S. Sundareshan as Independent Director 3. Resolution for reappointment of Smt. N. Palchoudhuri as Independent Director 4. Resolution for entering into related party transactions with Standard Greases & Specialties Private Limited 5. Resolution for entering into related party transactions with JX Nippon TWO Lubricants India Private Limited
95 th Annual General Meeting held on 14 th August, 2018	<ol style="list-style-type: none"> 1. Resolution for continuation of appointment of Statutory Auditors
96 th Annual General Meeting held on 30 th August, 2019	None

No special resolution requiring a postal ballot is proposed to be conducted at the 97th Annual General Meeting of the Company.

POSTAL BALLOT AND PROCEDURE ADOPTED

During the year, the following Resolutions as stated in the Postal Ballot Notice dated 14th November, 2019 were passed by the shareholders through Postal Ballot. The Postal Ballot process was undertaken in line with the procedure stated under Section 110 of the Companies Act, 2013 read with Rule 22 of the Companies (Management and Administration) Rules, 2014, as amended from time to time. The Company had offered e-voting facility through National Securities Depository Limited (NSDL) to all the shareholders, to cast their votes electronically. The Company had emailed Postal Ballot Notice and Form to the shareholders, whose e-mail ids were available and also dispatched physical Postal Ballot Notice and Form to others through Registered Post. Calendar of events for Postal Ballot Notice dated 14th November, 2019 alongwith the respective Board Resolution was submitted to the Registrar of Companies, West Bengal. Additionally the Postal Ballot Notice had also been placed at the website of the Company.

The Board appointed Shri Manoj Prasad Shaw, Company Secretary in Practice, as Scrutinizer to conduct the Postal Ballot voting process in a fair and transparent manner.

Details of voting result on the resolutions stated in the Postal Ballot Notice dated 14th November, 2019 are as under:

Particulars of the Resolution(s)	Particulars of Forms / E-votes with assent for the Resolution			Particulars of Forms / E-votes with dissent for the Resolution		
	No. of valid Postal Ballot Forms / E-votes	No. of Shares	% of votes to total valid votes cast	No. of valid Postal Ballot Forms / E-votes	No. of Shares	% of votes to total valid votes cast
1 Special Resolution for approval of amendment to Tide Water Oil Co. (India) Limited Employee Benefit Scheme	90	23,09,237	99.99	11	319	00.01
2 Special Resolution for approval of amendment to Tide Water Oil Co. (India) Limited Employee Benefit Trust	90	23,09,237	99.99	11	319	00.01

Accordingly, the aforesaid Special Resolutions were approved by the Shareholders, with requisite majority.

MEANS OF COMMUNICATION

Quarterly and Half Yearly Results of the Company have been published in the following newspapers:

<u>Name of newspaper</u>	<u>Region</u>	<u>Language</u>
The Telegraph	Kolkata	English
Aajkaal	Kolkata	Bengali

The quarterly results and shareholding patterns are also uploaded at the Company's website www.tidewaterindia.com. The same are also filed online with National Stock Exchange and Bombay Stock Exchange.

The website also displays official news releases, as and when the same takes place. No presentation was made to institutional investors and to the analysts.

GENERAL SHAREHOLDERS INFORMATION

- The 97th Annual General Meeting will be held on 28st August, 2020 (Friday) at Yule House, 8, Dr. Rajendra Prasad Sarani, Kolkata - 700 001 at 10.15 am.
- Financial Calendar: April to March (subject to directives of the Securities and Exchange Board of India)
Financial reporting for quarter ending June, 2020: Within 14th August, 2020.
Financial reporting for half-year ending September, 2020: Within 14th November, 2020.
Financial reporting for quarter ending December, 2020: Within 14th February, 2021.
Financial reporting for the quarter and year ending March, 2021: Within 30th May, 2021.
- Book Closure: 22nd August, 2020 (Saturday) to 28th August, 2020 (Friday) both days inclusive.
- Dividend Payment date: Within 27th September, 2020
- Stock Exchanges where securities are listed:
National Stock Exchange of India Limited (NSE)
Exchange Plaza, Bandra Kurla Complex, Bandra (E)
Mumbai – 400 051
Symbol: TIDEWATER
Trading is also permitted at the following Stock Exchange:
Bombay Stock Exchange Limited (BSE)
Phiroze Jeejeebhoy Towers, Dalal Street, Mumbai – 400 001
Stock Code: 590005
- The Company has paid the required listing fees and fees to the Depositories within specified time period. The Company paid Rs. 3.42 lakhs towards Annual Listing fees and Rs. 2.69 lakhs towards Annual Custodian fees during the year 2019-20.
- Market Price High and Low during each month in last financial year is given at Annexure A.

viii. Share price performance compared with broad based indices

	On 1 st April, 2019	On 31 st March, 2020	% change
Company's Share Price on BSE (Rs.)	5,167.55	3,201.05	-38.05
BSE SENSEX	38,858.88	29,468.49	-24.17
Company's Share Price on NSE (Rs.)	5,152.20	3,207.40	-37.75
CNX NIFTY	11,665.20	8,597.75	-26.30

ix. Registrar and transfer agents: For both physical and dematerialized form:

M/s. MCS Share Transfer Agent Limited, 383, Lake Gardens, 1st Floor, Kolkata – 700 045.

x. In respect of queries, shareholders may address queries to the Company at the Registered Office located at Yule House, 8, Dr. Rajendra Prasad Sarani, Kolkata – 700 001.

xi. Share transfer system: Securities and Exchange Board of India (SEBI) vide its Notification dated 8th June, 2018 and 30th November, 2018 mandated that with effect from 1st April, 2019 except in case of transmission or transposition of securities, request for effecting transfer of securities shall not be processed unless the securities are held in dematerialized form with a depository. The Company had from time to time written to this effect to all the shareholders holding shares in physical mode. No share transfer in physical form had been lodged during 2019-20.

xii. Distribution of shareholding: As per Annexure B.

xiii. The shareholding pattern: As per Annexure C.

xiv. Dematerialized shares: The Company has entered into arrangements with National Securities Depository Limited and Central Depository Services (India) Limited whereby shareholders have an option to dematerialize their shares with either of depositories.

ISIN No.: INE484C01022

As on 31st March, 2020, 34,61,446 shares comprising 99.33% of the share capital stand dematerialized.

xv. The Company has no outstanding global depository receipts or american depository receipts or warrants or any convertible instruments.

xvi. Commodity price risk or foreign exchange risk and hedging activities:

The Company is not dealing in commodity and does not speculate in forex, hence no disclosure relating to commodity price risk or foreign exchange risk and hedging activities thereof is required.

xvii. Plant Location: Lubricants: Silvassa (Dadra & Nagar Haveli), Turbhe (Maharashtra), Faridabad (Haryana), Oragadam (Tamil Nadu) and Ramkristopur (West Bengal)

Windmill: Village(s): Kasthuriengapuram & Kumbikulam, Tirunelveli, Tamil Nadu

xviii. Address for correspondence: Registered Office: Yule House, 8, Dr. Rajendra Prasad Sarani, Kolkata – 700001.

xix. No debt instrument or any fixed deposit programme or any scheme or proposal involving mobilization of funds, whether in India or abroad has been issued/floated by the Company during the year 2019-20.

NON-COMPLIANCE

There are no non-compliances of any requirement of Corporate Governance Report, provided above.

NON-MANDATORY REQUIREMENTS

The Company has not adopted the discretionary requirements given under Schedule II Part-E of the SEBI LODR Regulations.

COMPLIANCE WITH CORPORATE GOVERNANCE REQUIREMENTS

The Company has made all disclosures regarding compliance with corporate governance requirements specified in Regulation 17 to 27 and Clauses (b) to (i) of Sub-regulation (2) of Regulation 46 of the SEBI LODR Regulations in the section on Corporate Governance of the Annual Report.

OTHER DISCLOSURES1. The Board has adopted Related Party Transaction Policy for determining materiality of related party transactions and also on the dealings with related parties. This policy has been placed in the website of the Company at the weblink <https://www.tidewaterindia.com/wp-content/uploads/2017/02/RELATED-PARTY-TRANSACTION-POLICY-3.pdf>.

During the year 2019-20, the Company had entered into transactions, cumulative value whereof amounts to Rs. 146.41 crores with Standard Greases & Specialities Private Limited and Rs. 245.64 crores with JX Nippon TWO

Lubricants India Private Limited, which exceeds limit stated under Regulation 23 of the SEBI LODR Regulations. There were no other materially significant related party transactions i.e. transactions of the Company of material nature with its promoters, directors or the management, their subsidiaries or relatives, etc. during the year that may have potential conflict with the interest of the Company at large. The Company maintains a register, as required for all related party transactions.

The details of all related party relationships and transactions (which include payments for certain common services on terms considered reasonable by the Management) as required under the applicable accounting standards are given under Note 40 of the Annual Audited Accounts as at 31st March, 2020.

Prior approval of the Audit Committee is taken for proposed related party transactions to be entered in the forthcoming year. Shareholders' sanction is also obtained for material related party transactions proposed to be entered in the ensuing year.

2. There was no non-compliance during the last three years by the Company on any matter related to capital market. There were no penalties imposed or stricture passed on the Company by Stock Exchange(s), SEBI or any other statutory authority.
3. The Company has in place a Vigil Mechanism Policy, under which Directors and employees are provided an opportunity to disclose any matter of genuine concern in prescribed manner. The policy may be referred to at the official website of the Company, at the weblink <https://www.tidewaterindia.com/wp-content/uploads/2017/02/VIGIL-MECHANISM-POLICY-1.pdf>. No personnel has been denied access to the Audit Committee to lodge their grievances.
4. The Company has in place a policy for determining 'material' subsidiaries which may be referred to at the official website of the Company, at the weblink <https://www.tidewaterindia.com/wp-content/uploads/2017/02/Material-Subsidiary-Policy-2.pdf>.
5. The Company has in place a policy on dealing with related party transactions which may be referred to at the official website of the Company at the weblink <https://www.tidewaterindia.com/wp-content/uploads/2017/02/RELATED-PARTY-TRANSACTION-POLICY-3.pdf>.
6. The Company has in place a Code of Conduct to Regulate, Monitor and Report Trading by Insiders / Designated persons and a Code of Practices and Procedures of Fair Disclosure of Unpublished Price Sensitive Information as per Securities and Exchange Board of India (Prohibition of Insider Trading) (Amendment) Regulations, 2018, which may be referred to at the official website of the Company at the weblinks <https://www.tidewaterindia.com/wp-content/uploads/2017/02/CODE-OF-CONDUCT-REVISED-TO-REGULATE-REPORT-AND-MONITOR.pdf> and <https://www.tidewaterindia.com/wp-content/uploads/2017/02/FAIR-DISCLOSURE-OF-UPSI.pdf>, respectively.
7. No fund has been raised through preferential allotment or qualified institutional placement as specified under Regulation 32 (7A) of the SEBI LODR Regulations during the year 2019-20.
8. A certificate from Shri Manoj Prasad Shaw, Practicing Company Secretary certifying that none of the Directors on the Board of the Company have been debarred or disqualified from being appointed or continuing as Directors of the Company by SEBI or Ministry of Corporate Affairs or any such statutory authority, is enclosed as Annexure D.
9. The Board of Directors of the Company had accepted all recommendations of Committees thereof during the financial year 2019-20.
10. The total fees for all services paid by the Company and its subsidiaries, on a consolidated basis, to the statutory auditor Price Waterhouse Chartered Accountants LLP (PW) and all entities in the network firm/network entity of which PW is a part, is Rs. 40.25 lakhs for the year 2019-20.
11. Disclosure in relation to the Sexual Harassment of Women at Workplace (Prevention, Prohibition and Redressal) Act, 2013:
 - a. Number of Complaints filed during 2019-20 : Nil
 - b. Number of Complaints disposed of during 2019-20 : Nil
 - c. Number of Complaints pending as on financial year ended 31st March, 2020 : Nil

CEO / CFO CERTIFICATION

The necessary certificate under Schedule II Part-B of the SEBI LODR Regulations has been placed before the Board of Directors.

Kolkata
24th June, 2020

On behalf of the Board
Debasis Jana
Chairman

ANNEXURE A

STATEMENT SHOWING HIGHEST AND LOWEST PRICE AT THE STOCK EXCHANGE(S) AT WHICH THE SHARES OF TIDE WATER OIL CO. (INDIA) LTD. WERE TRADED FROM APRIL, 2019 TO MARCH, 2020

Month	Bombay Stock Exchange		National Stock Exchange		CNX Nifty	
	Highest	Lowest	Highest	Lowest	Highest	Lowest
April, 19	5200.00	4846.75	5,224.00	4,900.10	11,856.15	11,549.10
May, 19	5300.00	4755.55	5,299.00	4,800.00	12,041.15	11,108.30
June, 19	5103.50	4765.00	5,199.00	4,802.10	12,103.05	11,625.10
July, 19	4926.75	4425.00	4,921.00	4,480.00	11,981.75	10,999.40
August, 19	4785.80	4364.00	4,798.00	4,350.00	11,181.45	10,637.15
September, 19	4599.00	4350.00	4,625.00	4,334.60	11,694.85	10,670.25
October, 19	4949.00	4488.10	4,947.00	4,463.15	11,945.00	11,090.15
November, 19	5200.00	4660.90	5,275.00	4,660.00	12,158.80	11,802.65
December, 19	4717.00	4424.00	4,739.95	4,419.00	12,293.90	11,832.30
January, 20	4940.00	4465.35	4,950.10	4,460.10	12,430.50	11,929.60
February, 20	5153.55	4403.05	5,200.05	4,395.00	12,246.70	11,175.05
March, 20	4440.00	2654.30	4,489.00	2,550.00	11,433.00	7,511.10

ANNEXURE B**STATEMENT SHOWING DISTRIBUTION OF SHAREHOLDING AS ON 31ST MARCH, 2020**

No. of Shares (Range)	No. of shares	%	No. of Shareholders	%
1-500	483724	13.88	21590	99.07
501-1000	68365	1.96	95	0.44
1001-2000	75692	2.17	51	0.23
2001-5000	107399	3.08	33	0.15
5001-10000	86147	2.47	12	0.06
10001 & Above	2663473	76.44	11	0.05
Total	3484800	100.00	21792	100.00

ANNEXURE C**STATEMENT SHOWING SHAREHOLDING PATTERN AS ON 31ST MARCH, 2020**

Category	No. of shares held	Percentage of share- holding
FINANCIAL INSTITUTIONS		
a. Life Insurance Corpn. of India	147140	4.22
b. General Insurance & Subsidiaries United India Insurance Co. Limited	239848	6.88
c. Financial Institutions/Banks	3483	0.11
MUTUAL FUNDS	-	-
PROMOTER & PROMOTER GROUP		
a. Standard Greases & Specialities Private Limited	1022833	29.35
b. Andrew Yule & Co. Limited	914223	26.23
c. Janus Consolidated Finance Private Limited	59000	1.69
TRUST	85828	2.46
INVESTOR EDUCATION PROTECTION FUND	2368	0.07
NON RESIDENT		
a. Non Domestic Co. / Foreign Institutional Investor	21329	0.61
b. Indian Nationals	19945	0.57
c. Foreign Nationals	-	-
OTHERS		
a. Bodies Corporate & NBFCs	244225	7.01
b. Indian Public	724578	20.80
GRAND TOTAL	3484800	100.00

CERTIFICATE OF NON-DISQUALIFICATION OF DIRECTORS
[Pursuant to Regulation 34(3) and Schedule V Para C clause (10)(i) of the SEBI
(Listing Obligations and Disclosure Requirements) Regulations, 2015]

To,
The Members,
Tide Water Oil Co. (India) Ltd.
8, Dr.Rajendra Prasad Sarani,
Kolkata, West Bengal- 700001

We have examined the relevant registers, records, forms, returns and disclosures received from the Directors of TIDE WATER OIL CO. (INDIA) LTD. having CIN: L23209WB1921PLC004357 and having registered office at 8, Dr.Rajendra Prasad Sarani, Kolkata, West Bengal - 700001 and (hereinafter referred to as 'the Company'), produced before us by the Company for the purpose of issuing this Certificate, in accordance with Regulation 34(3) read with Schedule V Para-C Sub clause 10(i) of the Securities and Exchange Board of India (Listing Obligations and Disclosure Requirements Regulations, 2015).

In our opinion and to the best of our information and according to the verifications (including Directors Identification Number (DIN) status at the portal www.mca.gov.in), as considered necessary and explanations furnished to us by the Company and its officers, we hereby certify that none of the Directors on the Board of the Company as stated below for the Financial Year ending on 31st March, 2020 have been debarred or disqualified from being appointed or continuing as Directors of companies by the Securities and Exchange Board of India, Ministry of Corporate Affairs, or any such other Statutory Authority.

Sr No.	DIN	Name of Director	Date of appointment
1	00130803	SUBIR ROY CHOUDHURY	29/08/2014
2	00176206	VINOD SOMALAL VYAS	14/03/2016
3	00176277	DURGESH SANJIVRAO CHANDAVARKAR	30/05/2017
4	00199255	SUBIR DAS	17/09/2007
5	00308865	RAJENDRA NATH GHOSAL	29/07/2009
6	00329479	PARTHA SARATHI BHATTACHARYYA	13/11/2017
7	00581440	NAYANTARA PALCHOUDHURI	07/04/2015
8	01675195	SUNDARESHAN STHANUNATHAN	03/11/2014
9	02004317	PRAKASH YASHWANT GURAV	13/11/2017
10	08401348	AMIT VARADAN	14/11/2019
11	07046349	DEBASIS JANA	13/11/2017
12	02135462	ASHIM MUKHERJEE	27/03/2008 (re-appointed as Independent Director on 01/04/2014)

Ensuring the eligibility of / for the appointment / continuity of every Director on the Board is the responsibility of the management of the Company. Our responsibility is to express an opinion on these based on our verification. This certificate is neither an assurance as to the future viability of the Company nor of the efficiency or effectiveness with which the management has conducted the affairs of the Company.

Date:30.04.2020
Place: Kolkata

For Manoj Shaw & Co.
(Company Secretaries)
Manoj Prasad Shaw
Membership No: FCS5517; C.P. No:4194
UDIN: F005517B000189635

CERTIFICATE ON CORPORATE GOVERNANCE

[Pursuant to Paragraph E of SCHEDULE V and other provisions of Corporate Governance in the Securities and Exchange Board of India (Listing Obligations and Disclosure Requirements) Regulations, 2015, as amended]

To,
The Members,
Tide Water Oil Co. (India) Ltd.
8, Dr. Rajendra Prasad Sarani
Kolkata – 700001

- A. We have conducted an examination of the conditions of compliance of Corporate Governance as maintained by **M/s. Tide Water Oil Co. (India) Limited**, having its Registered Office at 8, Dr. Rajendra Prasad Sarani, Kolkata - 700001 (hereinafter called “**the Company**”), during the Financial Year ended 31st March, 2020, in accordance with the provisions and requirements of Securities and Exchange Board of India (Listing Obligations and Disclosure Requirements) Regulation, 2015, as amended.
- B. That our examination is an independent examination of the conditions of Corporate Governance as maintained by **M/s. Tide Water Oil Co India Limited** in accordance with the provisions and requirements of Securities and Exchange Board of India (Listing Obligations and Disclosure Requirements) Regulation, 2015, as amended. That maintenance of conditions of corporate governance is the responsibility of the Company. That our examination and certificate is neither an opinion on financial statements of the Company nor on future viability of the Company or on effective management of the Company.
- C. Due to the COVID 19 pandemic and the nation wide lockdown, we have relied on the documents, records, information and management representation received from the company over email and telephone. Once, the situation is restored to normalcy, we intend to carry out physical verification.
- D. **In our opinion and to the best of our understanding, based on the records, documents, books and other information furnished to us, during the aforesaid examination, by the Company, its officers and agents, we confirm that the Company has maintained and complied with the conditions of corporate governance as per the provisions and requirements of Securities and Exchange Board of India (Listing Obligations and Disclosure Requirements) Regulation, 2015, as amended to the extent applicable to the Company, during the aforesaid period under scrutiny.**

For, ANJAN KUMAR ROY & CO.
Company Secretaries
ANJAN KUMAR ROY
Proprietor
FCS No. 5684
CP. No. 4557
UDIN: F005684B000375405

Place : Kolkata
Date : 24th June, 2020

**DECLARATION OF CEO
CEO CERTIFICATION**

I confirm that all members of the Board of Directors and senior management personnel have affirmed compliance with the Code of Conduct of the Company for the Financial Year 2019-20 and have also affirmed compliance with the provisions relating to Securities and Exchange Board of India (Prohibition of Insider Trading) Regulations, 2015, as amended and in force as on the date of this Certificate.

To the best of my knowledge, there is no material, financial and commercial transactions, where they have personal interest that may have a potential conflict with the interest of the Company at large.

Place: Kolkata
Date : 24th June, 2020

R. N. Ghosal
Managing Director

BUSINESS RESPONSIBILITY REPORT

For the year 2019-20

SECTION A: GENERAL INFORMATION ABOUT THE COMPANY

1.	Corporate Identity Number (CIN) of the Company	L23209WB1921PLC004357
2.	Name of the Company	TIDE WATER OIL CO. (INDIA) LIMITED
3.	Registered address	'YULE HOUSE', 8 DR. RAJENDRA PRASAD SARANI, KOLKATA – 700001, INDIA.
4.	Websites	www.tidewaterindia.com; www.veedolindia.com
5.	E-mail id	tidecal@tidewaterindia.co.in
6.	Financial year reported	1 st April, 2019 – 31 st March, 2020.
7.	Sector(s) that the Company is engaged in (industrial activity code-wise)	The Company manufactures and sells Veedol (Lubricating Oil) 19201 - Manufacturing 4661 – Selling
8.	List three key products/services that the Company manufactures / provides (as in balance sheet)	Lubricating Oils and Greases
9.	Total number of locations where business activity is undertaken by the Company	
	(a) Number of International Locations (Provide details of major 5)	No manufacturing activity is carried out on international locations by the Company directly. Company's acquired step-down subsidiary viz. Granville Oil & Chemicals Limited has its own manufacturing facility at Rotherham, UK. Selling activities of Tide Water Oil Co. (India) Limited take place in Bhutan and Nepal.
	(b) Number of National Locations	Manufacturing activities are undertaken in the following plants: i) Faridabad (Haryana) ii) Ramkrishtopur (West Bengal) iii) Turbhe (Maharashtra) iv) Silvassa (Dadra and Nagar Haveli) v) Oragadam (Tamil Nadu) Selling activities are undertaken on pan India basis.
10	Markets served by the Company – Local / State / National / International	The manufactured products are mostly sold in National markets. However, a small portion of the products are sold in International markets, referred above.

SECTION B: FINANCIAL DETAILS OF THE COMPANY

1.	Paid up Capital (INR)	Rs.1.74 Crores
2.	Total Turnover (INR)	Rs.1127.28 Crores (net of discounts and rebates)
3.	Total profit after taxes (INR) - before Other Comprehensive Income	Rs. 105.73 Crores
4.	Total spending on Corporate Social Responsibility (CSR) as percentage of Profit after Tax (%)	During the year, the Company has spent Rs. 3.01 crores towards CSR activities. This amounts to 2.85% of the 'Profit after Tax' for the year 2019-20.
5.	List of activities in which expenditure in 4 above has been incurred.	<ol style="list-style-type: none"> Promoting employment and enhancing vocational skills in automobile sector Promoting rural development Promoting Sustainable Development Goals Promoting health care, education among children from socially and economically backward groups Promoting special education for differently abled and livelihood enhancement projects

SECTION C: OTHER DETAILS

1.	Does the Company have any Subsidiary Company / Companies?	The Company has 4 (four) wholly owned subsidiaries viz., Veedol International Ltd., U.K., Veedol International DMCC, Dubai, Veedol Deutschland GmbH, Germany and Veedol UK Limited, UK (formerly Price Thomas Holdings Limited). The Company also has 2 (two) step down subsidiaries viz. Veedol International Americas Inc. which is a wholly owned subsidiary of Veedol International Limited and Granville Oil & Chemicals Limited, which is a wholly owned subsidiary of Veedol UK Limited.
2.	Do the Subsidiary Company / Companies participate in the BR initiatives of the Parent Company? If yes, then indicate the number of such subsidiary company(ies)	All the subsidiaries and step down subsidiaries contribute to the extent practicable, towards business responsibility initiatives as applicable in respective places of incorporation. However, their financial and non-financial numbers are not a part of Tide Water Oil Co. (India) Limited Business Responsibility Report.
3.	Do any other entity / entities (e.g. suppliers, distributors, etc.) that the Company does business with, participate in the BR initiatives of the Company? If yes, then indicate the percentage of such entity / entities? [Less than 30%, 30-60%, More than 60%]	Other entities are not directly involved with the business responsibility initiatives of the Company.

SECTION D: BR INFORMATION

1. Details of Director/Directors responsible for BR

(a) Details of the Director/Directors responsible for implementation of the BR policy/policies

The existing Committee of Directors is responsible for implementation of BR policy. The said committee as on the date of this report consists of the following persons:

1. DIN Number - 07046349
Name - Shri Debasis Jana
Designation - Chairman
2. DIN Number - 00176206
Name - Shri Vinod S. Vyas
Designation - Director
3. DIN Number - 00199255
Name - Shri S. Das
Designation - Director

Shri R. N.Ghosal, Managing Director, being the BR Head oversees the BR initiatives of the Company.

Shri A. Mukherjee, Director (DIN: 02135462) was a member of the aforesaid Committee till 31st March, 2020.

(b) Details of the BR head as on the date of this report

No.	Particulars	Details
1	DIN Number (if applicable)	00308865
2	Name	Shri R. N.Ghosal
3	Designation	Managing Director
4	Telephone number	033 2242 8210
5	e-mail id	tidecal@tidewaterindia.co.in

2. Principle-wise (as per NVGs) BR Policy/policies

(a) Details of compliance (Reply in Y/N)

No.	Questions	Business Ethics	Sustainability	Employees' Well-being	Stakeholders' Welfare	Human Rights	Environment	Regulatory Pricing	Equitable Development	Customer Responsibility
		P1	P2	P3	P4	P5	P6	P7	P8	P9
1	Do you have a policy/policies for	Y	Y	Y	Y	Y	Y	Y	Y	Y
2	Has the policy being formulated in consultation with the relevant stakeholders?	Y	Y	Y	Y	Y	Y	Y	Y	Y
3	Does the policy conform to any national/international standards? If yes, specify? (50 words)(Refer note below)	Y	Y	Y	Y	Y	Y	Y	Y	Y
4	Has the policy being approved by the Board? If yes, has it been signed by MD / owner / CEO / appropriate Board Director?	Y	Y	Y	Y	Y	Y	Y	Y	Y
5	Does the company have a specified Committee of the Board / Director / Official to oversee the implementation of the Policy?	Y	Y	Y	Y	Y	Y	Y	Y	Y
6	Indicate the link for the policy to be viewed online?	www.tidewaterindia.com/wp-content/uploads/2017/03/business-responsibility-policy-1.pdf								
7	Has the policy been formally communicated to all relevant internal and external stakeholders?	The BR policy has been communicated to all key internal stakeholders of the Company.								
8	Does the Company have in-house structure to implement the policy / policies.	The Committee of Board of Directors is responsible for implementation of the policy at macro level. At micro level, the regional heads are responsible for its implementation. The BR Head oversees the BR initiatives.								
9	Does the Company have a grievance redressal mechanism related to the policy / policies to address stakeholders' grievances related to the policy / policies?	The Company has a Vigil Mechanism Policy and Risk Management Policy which provides redressal mechanisms for different stakeholders like employees, regulatory authorities, etc. Further the existing BR policy also contains additional grievance redressal mechanisms.								
10	Has the Company carried out independent audit / evaluation of the working of this policy by an internal or external agency?	N	N	N	N	N	N	N	N	N

Note :

Elements of all above referred 9 (nine) national voluntary guideline principles are enshrined in our BR Policy. Framing or aligning of corporate policies with that of international standards are carried out to the extent statutorily mandated. BR Policy is available on-line for both internal and external stakeholders and has been approved by the Board.

(b) If answer to the question at serial number 1 against any principle, is 'No', please explain why: (Tick up to 2 options)

No.	Questions	P1	P2	P3	P4	P5	P6	P7	P8	P9
1	The Company has not understood the Principles	NA	NA	NA	NA	NA	NA	NA	NA	NA
2	The Company is not at a stage where it finds itself in a position to formulate and implement the policies on specified principles	NA	NA	NA	NA	NA	NA	NA	NA	NA
3	The Company does not have financial or manpower resources available for the task	NA	NA	NA	NA	NA	NA	NA	NA	NA
4	It is planned to be done within next 6 months	NA	NA	NA	NA	NA	NA	NA	NA	NA
5	It is planned to be done within the next 1 year	√	√	√	√	√	√	√	√	√
6	Any other reason (please specify)	NA	NA	NA	NA	NA	NA	NA	NA	NA

3. Governance related to BR

(a) Indicate the frequency with which the Board of Directors, Committee of the Board or CEO to assess the BR performance of the Company. Within 3 months, 3-6 months, Annually, More than 1 year.

The Business Responsibility Policy has been approved by the Board vide its Resolution dated 30th May, 2016, there it was decided that the BR performance will be assessed by the Board of Directors or by the Committee of Directors annually. The BR performance for the year 2019-20 has been assessed by the Board of Directors at its meeting held on 24th June, 2020.

(b) Does the Company publish a BR or a Sustainability Report? What is the hyperlink for viewing this report? How frequently it is published?

This BR Report forms part of the annual report for 2019-20 and will continue to be a part of annual reports of ensuing years, so long statutory regulations mandate such inclusion.

Further, a copy of this BR Report is available at the official website of the Company at the weblink <https://www.tidewaterindia.com/wp-content/uploads/2017/03/business-responsibility-report-2019-20.pdf>.

As per statutory requirements, the BR Report will be available on annual basis.

SECTION E: PRINCIPLE-WISE PERFORMANCE

Principle 1: Businesses should conduct and govern themselves with Ethics, Transparency and Accountability

1. Does the policy relating to ethics, bribery and corruption cover only the Company? Yes/No. Does it extend to the Group / Joint Ventures / Suppliers / Contractors / NGOs / Others?

Clause 2.1 of the BR policy deals with the provisions relating to business ethics. The same applies to all employees of the Company and endeavor is to extend it to other business partners, to the extent feasible. The Company ensures that agreed contracts are in line with ethical business practices ensuring actions where conduct of employees, vendors and other business partners are found inconsistent. Moreover, the Company has in place a Code of Conduct which is applicable for all the Directors and employees of the Company and each year your Company engages its Senior Management in Code of Conduct Certification.

2. How many stakeholder complaints have been received in the past financial year and what percentage was satisfactorily resolved by the management? If so, provide details thereof, in about 50 words or so.

During the year no complaint was received relating to ethics, bribery and corruption from any stakeholder.

Principle 2: Businesses should provide goods and services that are safe and contribute to sustainability throughout your life cycle

1. List up to 3 of your products or services whose design has incorporated social or environmental concerns, risks and/or opportunities.

Given the nature of its business your Company is aware that its products could have environmental concern during production and consumption. Over the years it has been constantly investing efforts in producing products which are environment friendly. In order to successfully do this, it has a capable R&D team that works constantly on innovating new products and improving existing products. In a depleting natural resources scenario, these products are to bring in higher efficiency in vehicles, thus leading to lower fuel consumption.

The Company has always been developing and marketing lubricants for new generation engines meeting stringent emission norms and fuel efficiency targets.

As a demand from OEMs and for general consumers, the Company has developed and is presently manufacturing following low viscosity products which support to achieve fuel economy targets.

Following are few Veedol Products supplied to customer during the year:

1. Veedol SYNTRON 0W-30
2. Veedol SYNTRON 0W-20
3. Veedol POWERTRON 5W30 SN
4. Veedol SYNTRON 5W-30 FFT SYN OIL
5. Veedol SYNTRON 5W-30
6. Veedol MARATRON LSP SPECIAL 10W30 CK4
7. Veedol BLUE BLOOD 10W30
8. Veedol TAKE OFF 4S 10W30 SN/MB

Additionally, with the introduction of BS VI engines, the Company is prepared to supply API CK-4 oil to OEMs and launched Veedol Maratron LSP range of engine oil for new generation BSVI engines. Similar type of low viscosity oils API SN /SN plus oils have been launched to meet Petrol Car and two wheeler OEMs and consumers.

Further, your Company has taken various energy efficiency measures at its plants which have been enumerated under the section 'Conservation of Energy' in the Directors' Report for 2019-20 and hence not repeated here for the sake of brevity.

2. Does the Company have procedures in place for sustainable sourcing (including transportation)?
 - (a) If yes, what percentage of your inputs was sourced sustainably? Also, provide details thereof, in about 50 words or so.

Your Company sources its inputs from reputed national and international sources / entities, which are expected to be well versed with BR obligations. Finished product movements take place through roadways. All safety and environmental protocols are followed, in course of such transportation.
3. Has the Company taken any steps to procure goods and services from local and small producers, including communities surrounding their place or work?
 - (a) If yes, what steps have been taken to improve their capacity and capability of local and small vendors?

Packaging materials are sometimes sourced locally. Proper quality checks are in place to ensure adherence with industry accepted standards. Findings, if any are reported and proper guidance / assistance are provided for improvement, whether in terms of capacity or capability.
4. Does the Company have a mechanism to recycle products and waste? If yes, what is the percentage of recycling of products and waste (separately as <5%, 5-10%, >10%). Also, provide details thereof, in about 50 words or so.

The nature of business conducted by your Company does not provide for a high scope for using recycled material. The estimate of the percentage of waste recycled would be less than 5%. That being said your Company constantly looks for opportunities to recycle waste generated, if any as a result of its operations.

Principle 3: Businesses should promote the well-being of all employees (from HR)

1. Please indicate the Total number of employees – 517 (permanent), 906 (including temporary/contractual/casual)
2. Please indicate the Total number of employees hired on temporary / contractual / casual basis - 389
3. Please indicate the number of permanent women employees - 30
4. Please indicate the number of permanent employees with disabilities - 2
5. Do you have an employee association that is recognized by management? Yes (3 nos.)
6. What percentage of your permanent employees is members of this recognized employee association? 28%
7. Please indicate the number of complaints relating to child labour, forced labour, involuntary labour, sexual harassment in the last financial year and pending, as on the end of the financial year.

No.	Category	No. of complaints filed during the financial year	No. of complaints pending as on end of the financial year
1	Child labour / forced labour / involuntary labour	Nil	Not Applicable
2	Sexual harassment	Nil	Not Applicable
3	Discriminatory employment	Nil	Not Applicable

At each of four regions of the Company, Internal Complaints Committees have been set up in terms of Sexual Harassment of Women at Workplace (Prevention, Prohibition and Redressal) Act, 2013 with a view to provide protection against sexual harassment of women at workplace and for prevention and redressal of complaints of sexual harassment and for matters connected therewith or incidental thereto.

8. What percentage of your under mentioned employees were given safety and skill upgradation training in the last year?
- Permanent Employees – 42%
 - Permanent Women Employees – Nil
 - Casual/Temporary/Contractual Employees – 70%
 - Employees with Disabilities – Nil

Principle 4: Businesses should respect the interest of, and be responsive towards all stakeholders, especially those who are disadvantaged, vulnerable and marginalized

1. Has the Company mapped its internal and external stakeholders? Yes/No

The Company has mapped its internal and external stakeholders as follows: employees, customers, dealers, suppliers, shareholders, regulatory authorities and members of the society who are directly or indirectly affected by your Company's operations.

2. Out of the above, has the Company identified the disadvantaged, vulnerable and marginalized stakeholders. There has never been any discrimination in treatment and rights available to any of the stakeholders.
3. Are there any special initiatives taken by the Company to engage with the disadvantaged, vulnerable and marginalized stakeholders? If so, provide details thereof, in about 50 words or so.

Various social initiatives for facilitating quality of life of stakeholders operating or residing around the factories are provided, depending upon specific requirement to this effect. CSR initiatives of the Company include steps undertaken by the Company for providing skill development training to garage owners / mechanics and also to economically weaker and socially disadvantaged youths in courses relating to "Earth Moving Equipment" and contributing for projects promoting education among children from socially and economically backward groups.

Principle 5: Businesses should respect and promote human rights

1. Does the policy of the Company on human rights cover only the Company or extend to the Group/Joint Ventures/Suppliers/Contractors/NGOs/Others?

Clause 2.5 of the BR Policy of the Company deals with provisions relating to promotion of human rights. As per Clause 2.5.3 of the said policy your Company recognizes and respects human rights of all relevant stakeholders and groups within and beyond the workplace, including that of communities, consumers, etc.

2. How many stakeholder complaints have been received in the past financial year and what percent was satisfactorily resolved by the management?

The Company did not receive any complaint regarding human rights violation from any quarter during the financial year under review.

Principle 6: Business should respect, protect, and make efforts to restore the environment

1. Does the policy related to Principle 6 cover only the Company or extends to the Group / Joint Ventures / Suppliers / Contractors / NGOs / Others.

Clause 2.6 of the BR Policy of the Company deals with provisions relating to protection of environment, which covers only the Company.

2. Does the Company have strategies / initiatives to address global environmental issues such as climate change, global warming, etc.? Y/N. If yes, please give hyperlink for webpage etc.

The Company recognized that climate change is a real threat facing not just the Company but the entire global community, of which it is just a part. Your Company also recognized it can play a meaningful role in trying to mitigate the problem by adopting certain strategies and initiatives in its day to day operations.

Information in this regard is available at the official website of the Company at the weblink www.tidewaterindia.com/wp-content/uploads/2017/02/steps-taken-for-Environment-Protection-2019-20.pdf.

3. Does the Company identify and assess potential environmental risks? Y/N

Your Company actively tries to identify, assess and address potential environmental risks and takes pre-emptive action to minimize such risks in a structured manner.

4. Does the Company have any project related to Clean Development Mechanism? If so, provide details thereof, in about 50 words or so. Also, if Yes, whether any environmental compliance report is filed?

The Company has 2 (two) windmills in Kasthuriengapuram and Kumbikulam in Tirunelveli, Tamil Nadu of 1.5 MW each. However, the Company has not registered itself for carbon credit in connection with the same.

5. Has the Company undertaken any other initiatives on – clean technology, energy efficiency, renewable energy, etc. Y/N. If yes, please give hyperlink for webpage etc.

The Company has been progressively reducing its energy consumption. Constant efforts are in place to conserve energy and improve energy efficiency in all its plants. The 'Conservation of Energy' section of the Directors' Report for 2019-20, specifies steps taken in this regard. Further, the Company had invested in two windmills with a total capacity of 3MW for generation of renewable energy at Tamil Nadu. The Company produces enough clean energy to offset its electricity consumption from fossil fuel sources.

6. Are the Emissions/Waste generated by the Company within the permissible limits given by CPCB/SPCB for the financial year being reported?

All factories of the Company comply with the prescribed emission norms of various State or Central Pollution Control Boards.

7. Number of show cause/legal notices received from CPCB/SPCB which are pending (i.e. not resolved to satisfaction) as on end of Financial Year.

During the year 2019-20, no show cause / legal notice has been received by the Company from CPCB / SPCB.

Principle 7: Businesses, when engaged in influencing public and regulatory policy should do so in a responsible manner

1. Is your Company a member of any trade and chamber or association? If Yes, Name only those major ones that your business deals with:

Tide Water Oil Co. (I) Limited is a member of The Bengal Chamber of Commerce & Industry.

2. Have you advocated/lobbied through above associations for the advancement or improvement of public good? Yes/No: If yes, specify the broad areas (drop box: Governance and Administration, Economic Reforms, Inclusive Development Policies, Energy Security, Water, Food Security, Sustainable Business Principles, Others).

Your Company believes in promoting public policies and regulatory framework that serve the common good of the society. In the past the Company had contributed towards Swachh Bharat Kosh, which had been set up

to attract funds from corporate sector, individuals and philanthropists in response to the call given by Hon'ble Prime Minister to achieve the objective of Clean India (Swachh Bharat). Further as stated earlier, during 2019-20 the Company contributed towards promoting health care, rural development projects, education including special education for socially and economically backward groups and differently abled and towards livelihood enhancement projects for them. Also during the year the Company made contribution for promoting Sustainable Development Goals.

Principle 8: Businesses should support inclusive growth and equitable development

1. Does the Company have specified programmes/initiatives/projects in pursuit of the policy related to Principle 8? If yes, details thereof.

Your Company's CSR initiatives aim at skill development of mechanics and garage owners. Veedol Auto Mechanic Academy (VAMA) has been set up for imparting necessary training to the mechanics / garage owners. VAMA in collaboration with Tata Hitachi Construction Machinery Company Private Limited (Tata Hitachi) also imparts training for skill development of economically weaker and socially disadvantaged youths in the age group of 18-35 years in the courses in "Earth Moving Equipment". The Company contributed towards promoting health care, rural development projects, education including special education for socially and economically backward groups and differently abled and towards livelihood enhancement projects for them.

2. Are the programmes / projects undertaken through in-house team / own foundation / external NGO / government structures / any other organization?

A consultancy agency has been engaged to structure and review the scope of VAMA, from time to time. Training in "Earth Moving Equipment" is being provided in collaboration with Tata Hitachi. An existing in-house team is entrusted with the work of implementation of the CSR initiatives. The projects are undertaken pursuant to the approvals of the CSR Committee of the Board, which also oversees the utilizations thereof.

3. Have you done any impact assessment of your initiative?

Impact of CSR activities are assessed by the CSR Committee and the Board from time to time. Considering the scale of activities assessment by an independent body is not deemed justified.

4. What is your Company's direct contribution to community development projects – Amount in INR and the details of the projects undertaken.

VAMA initially was aimed at imparting training for four wheeler segment. Considering the increasing population of two and three wheelers and commuters thereof, it was felt that proper training need to be imparted to the garage owners and mechanics serving this sector as well. Training curriculums for two and three wheeler segments are being formulated.

In addition to the above, during the year the Company has also sponsored training of economically weaker and socially disadvantaged youths in the age group of 18-35 years in the courses in "Earth Moving Equipment" space, like Junior Excavator Operator and Junior Backhoe Operator with a view to empower them through acquisition of skills relevant to industry, leading to employment or entrepreneurship. Presently trainings are conducted at the plant of Tata Hitachi located at Kharagpur, West Bengal.

Necessary particulars in connection with contribution towards CSR activities are provided in the CSR Report forming part of this Annual Report, hence not repeated for the sake of brevity.

5. Have you taken steps to ensure that this community development initiative is successfully adopted by the community? Please explain in 50 words, or so.

VAMA has been successfully set up at Kolkata. VAMA has received accreditation from NSDC. A number of trainees have received industry placements. Ongoing trainings at the plant of Tata Hitachi will equip the marginalized youths with necessary skills relevant for the concerned industry. Further contributions are also made towards community development.

Principle 9: Businesses should engage with and provide value to their customers and consumers in a responsible manner

1. What percentage of customer complaints/consumer cases are pending as on the end of financial year.
Proper system is in place to track customer feedback. Though during the year the Company has received few minor customer complaints, however, none is pending as on 31st March, 2020. No consumer case has been lodged against the Company, during the year under review.
2. Does the Company display product information on the product label, over and above what is mandated as per local laws? Yes/No/N.A./Remarks (additional information)
Product labels are reviewed and updated from time to time. Your Company endeavors to disclose not only informations mandated under local laws but also those which are required under applicable statutes, in force. Besides industry benchmarks are also adhered to, to the extent practicable.
3. Is there any case filed by any stakeholder against the Company regarding unfair trade practices, irresponsible advertising and/or anti-competitive behaviour during the last five years and pending as on end of financial year. If so, provide details thereof, in about 50 words or so.
No case has been filed by any stakeholder against the Company regarding unfair trade practices, irresponsible advertising and/or anti-competitive behavior during the last five years.
4. Did your Company carry out any consumer survey/consumer satisfaction trends?
Consumer surveys are undertaken on regular basis to understand the performance, quality, etc. of the products of the Company vis-à-vis industry standards.

Kolkata
24th June, 2020

On behalf of the Board
Debasis Jana
Chairman

INDEPENDENT AUDITORS REPORT

To the Members of Tide Water Oil Co. (India) Limited

Report on the Audit of the Standalone Financial Statements**Opinion**

1. We have audited the accompanying Standalone Financial Statements of Tide Water Oil Co. (India) Limited ("the Company"), which comprise the Balance Sheet as at March 31, 2020, the Statement of Profit and Loss (including Other Comprehensive Income), the Statement of Changes in Equity and the Statement of Cash Flows for the year then ended, and notes to the Standalone Financial Statements, including a summary of significant accounting policies and other explanatory information (hereinafter referred to as "the Standalone Financial Statements").
2. In our opinion and to the best of our information and according to the explanations given to us, the aforesaid Standalone Financial Statements give the information required by the Companies Act, 2013 ("the Act") in the manner so required and give a true and fair view in conformity with the accounting principles generally accepted in India, of the state of affairs of the Company as at March 31, 2020, its total comprehensive income (comprising of profit and other comprehensive income), its changes in equity and its cash flows for the year then ended.

Basis for Opinion

3. We conducted our audit in accordance with the Standards on Auditing (SAs) specified under Section 143(10) of the Act. Our responsibilities under those Standards are further described in the Auditor's Responsibilities for the Audit of the Standalone Financial Statements section of our report. We are independent of the Company in accordance with the Code of Ethics issued by the Institute of Chartered Accountants of India together with the ethical requirements that are relevant to our audit of the Standalone Financial Statements under the provisions of the Act and the Rules thereunder, and we have fulfilled our other ethical responsibilities in accordance with these requirements and the Code of Ethics. We believe that the audit evidence we have obtained is sufficient and appropriate to provide a basis for our opinion.

Key Audit Matter

4. Key audit matters are those matters that, in our professional judgment, were of most significance in our audit of the Standalone Financial Statements of the current year. These matters were addressed in the context of our audit of the Standalone Financial Statements as a whole, and in forming our opinion thereon, and we do not provide a separate opinion on these matters.

Key Audit Matter	How our audit addressed the Key Audit Matter
<p>Assessment of carrying amount of equity investments in Veedol International Limited and Veedol UK Limited (earlier Price Thomas Holdings Limited), wholly-owned subsidiaries.</p> <p>(Refer to Note 2.8 "Investments in Subsidiaries and Joint Venture", Note 2.23 "Critical Estimates and Judgements - Impairment of Investments in Subsidiaries" and Note 4 "Investments").</p> <p>The Company carries its equity investments in subsidiaries at cost less provision for impairment, if any, and tests these for impairment where there is an indication that the carrying amount of investment may not be recoverable.</p> <p>The Company's equity investments in subsidiaries as at March 31, 2020 includes investments in the above mentioned wholly-owned subsidiaries aggregating to Rs. 152.55 Crores. The management has assessed the impairment to the carrying amount of these investments in view of their net-worth being less than the carrying amount of investments in those subsidiaries.</p> <p>For the said assessment, the management has estimated recoverable amount of the subsidiaries based on discounted cash flow forecast which requires judgements in respect of certain key inputs such as assumptions on growth rates, discount rates and the terminal growth rate. This has been considered as a key audit matter as the balance of aforesaid investment in subsidiaries is significant to the balance sheet and the determination of recoverable amount involves significant management judgement.</p>	<p>Our procedures included the following:</p> <ul style="list-style-type: none"> ● We obtained an understanding from the management, assessed and tested the design and operating effectiveness of the Company's key controls over the impairment assessment of its investments in subsidiaries; ● We evaluated appropriateness of the accounting policy of the Company in respect of impairment assessment of equity investments. ● We evaluated the Company's process regarding impairment assessment inter-alia by involving auditor's valuation experts to assist in assessing the appropriateness of the impairment model, assumptions underlying the estimate of future cash flows, the growth rate, discount rate and terminal value. ● We compared the previous year forecasts to actual during the year and considered the variation towards assessing the appropriateness of the projections. ● We checked the mathematical accuracy of the calculations. ● We performed sensitivity analysis over the assumptions and evaluated whether any reasonably foreseeable change in assumptions could lead to impairment. ● We evaluated the adequacy of the disclosures made in the Standalone Financial Statements. <p>Based on the above procedures performed, we did not identify any significant exceptions in the management's assessment in relation to the carrying amount of equity investments in the above mentioned wholly-owned subsidiaries</p>

Other Information

5. The Company's Board of Directors is responsible for the other information. The other information comprises the information included in the Directors' Report, Corporate Governance Report and the related Annexures, but does not include the financial statements and our auditor's report thereon.
6. Our opinion on the Standalone Financial Statements does not cover the other information and we do not express any form of assurance conclusion thereon.
7. In connection with our audit of the Standalone Financial Statements, our responsibility is to read the other information and, in doing so, consider whether the other information is materially inconsistent with the Standalone Financial Statements or our knowledge obtained in the audit or otherwise appears to be materially misstated. If, based on the work we have performed, we conclude that there is a material misstatement of this other information, we are required to report that fact. We have nothing to report in this regard.

Responsibilities of Management and Those Charged with Governance for the Standalone Financial Statements

8. The Company's Board of Directors is responsible for the matters stated in Section 134(5) of the Act with respect to the preparation of these Standalone Financial Statements that give a true and fair view of the financial position, financial performance, changes in equity and cash flows of the Company in accordance with the accounting principles generally accepted in India, including the Accounting Standards specified under Section 133 of the Act. This responsibility also includes maintenance of adequate accounting records in accordance with the provisions of the Act for safeguarding of the assets of the Company and for preventing and detecting frauds and other irregularities; selection and application of appropriate accounting policies; making judgments and estimates that are reasonable and prudent; and design, implementation and maintenance of adequate internal financial controls, that were operating effectively for ensuring the accuracy and completeness of the accounting records, relevant to the preparation and presentation of the Standalone Financial Statements that give a true and fair view and are free from material misstatement, whether due to fraud or error.
9. In preparing the Standalone Financial Statements, management is responsible for assessing the Company's ability to continue as a going concern, disclosing, as applicable, matters related to going concern and using the going concern basis of accounting unless management either intends to liquidate the Company or to cease operations, or has no realistic alternative but to do so.

The Board of Directors are also responsible for overseeing the Company's financial reporting process

Auditor's Responsibilities for the Audit of the Standalone Financial Statements

10. Our objectives are to obtain reasonable assurance about whether the Standalone Financial Statements as a whole are free from material misstatement, whether due to fraud or error, and to issue an auditor's report that includes our opinion. Reasonable assurance is a high level of assurance, but is not a guarantee that an audit conducted in accordance with SAs will always detect a material misstatement when it exists. Misstatements can arise from fraud or error and are considered material if, individually or in the aggregate, they could reasonably be expected to influence the economic decisions of users taken on the basis of these Standalone Financial Statements.
11. As part of an audit in accordance with SAs, we exercise professional judgment and maintain professional scepticism throughout the audit. We also:
 - Identify and assess the risks of material misstatement of the Standalone Financial Statements, whether due to fraud or error, design and perform audit procedures responsive to those risks, and obtain audit evidence that is sufficient and appropriate to provide a basis for our opinion. The risk of not detecting a material misstatement resulting from fraud is higher than for one resulting from error, as fraud may involve collusion, forgery, intentional omissions, misrepresentations, or the override of internal control.
 - Obtain an understanding of internal control relevant to the audit in order to design audit procedures that are appropriate in the circumstances. Under Section 143(3)(i) of the Act, we are also responsible for expressing our opinion on whether the Company has adequate internal financial controls with reference to Standalone Financial Statements in place and the operating effectiveness of such controls.
 - Evaluate the appropriateness of accounting policies used and the reasonableness of accounting estimates and related disclosures made by management.
 - Conclude on the appropriateness of management's use of the going concern basis of accounting and, based on the audit evidence obtained, whether a material uncertainty exists related to events or conditions that may cast significant doubt on the Company's ability to continue as a going concern. If we conclude that a material uncertainty exists, we are required to draw attention in our auditor's report to the related disclosures in the Standalone Financial Statements or, if such disclosures are inadequate, to modify our opinion. Our conclusions are based on the audit evidence obtained up to the date of our auditor's report. However, future events or conditions may cause the Company to cease to continue as a going concern.

- Evaluate the overall presentation, structure and content of the Standalone Financial Statements, including the disclosures, and whether the Standalone Financial Statements represent the underlying transactions and events in a manner that achieves fair presentation.
12. We communicate with those charged with governance regarding, among other matters, the planned scope and timing of the audit and significant audit findings, including any significant deficiencies in internal control that we identify during our audit.
 13. We also provide those charged with governance with a statement that we have complied with relevant ethical requirements regarding independence, and to communicate with them all relationships and other matters that may reasonably be thought to bear on our independence, and where applicable, related safeguards.
 14. From the matters communicated with those charged with governance, we determine those matters that were of most significance in the audit of the Standalone Financial Statements of the current year and are therefore the Key Audit Matters. We describe these matters in our auditor's report unless law or regulation precludes public disclosure about the matter or when, in extremely rare circumstances, we determine that a matter should not be communicated in our report because the adverse consequences of doing so would reasonably be expected to outweigh the public interest benefits of such communication.

Report on Other Legal and Regulatory Requirements

15. As required by the Companies (Auditor's Report) Order, 2016 ("the Order"), issued by the Central Government of India in terms of sub-section (11) of Section 143 of the Act, we give in the Annexure B a statement on the matters specified in paragraphs 3 and 4 of the Order, to the extent applicable.
16. As required by Section 143(3) of the Act, we report that:
 - (a) We have sought and obtained all the information and explanations which to the best of our knowledge and belief were necessary for the purposes of our audit.
 - (b) In our opinion, proper books of account as required by law have been kept by the Company so far as it appears from our examination of those books.
 - (c) The Balance Sheet, the Statement of Profit and Loss (including Other Comprehensive Income), the Statement of Changes in Equity and Statement of Cash Flows dealt with by this Report are in agreement with the books of account.
 - (d) In our opinion, the aforesaid Standalone Financial Statements comply with the Accounting Standards specified under Section 133 of the Act.
 - (e) On the basis of the written representations received from the directors taken on record by the Board of Directors, none of the directors is disqualified as on March 31, 2020 from being appointed as a director in terms of Section 164(2) of the Act.
 - (f) With respect to the adequacy of the internal financial controls with reference to Standalone Financial Statements of the Company and the operating effectiveness of such controls, refer to our separate Report in Annexure A.
 - (g) With respect to the other matters to be included in the Auditor's Report in accordance with Rule 11 of the Companies (Audit and Auditors) Rules, 2014, in our opinion and to the best of our information and according to the explanations given to us:
 - i. The Company has disclosed the impact of pending litigations on its financial position in its Standalone Financial Statements - Refer Note 34 to the Standalone Financial Statements;
 - ii. The Company has long-term contracts as at March 31, 2020 for which there were no material foreseeable losses. The Company did not have any derivative contracts as at March 31, 2020.
 - iii. There has been no delay in transferring amounts, required to be transferred, to the Investor Education and Protection Fund by the Company during the year ended March 31, 2020.
 - iv. The reporting on disclosures relating to Specified Bank Notes is not applicable to the Company for the year ended March 31, 2020.
17. The Company has paid/ provided for managerial remuneration in accordance with the requisite approvals mandated by the provisions of Section 197 read with Schedule V to the Act.

For Price Waterhouse Chartered Accountants LLP
 Firm Registration Number: 012754N/N500016
 Chartered Accountants
 Pinaki Chowdhury
 Partner
 Membership Number: 057572
 UDIN: 20057572AAAAAP6514

Place: Kolkata
 Date: June 24, 2020

Annexure A to Independent Auditors' Report

Referred to in paragraph 16(f) of the Independent Auditors' Report of even date to the members of Tide Water Oil Co. (India) Limited on the Standalone Financial Statements as of and for the year ended March 31, 2020.

Report on the Internal Financial Controls with reference to Standalone Financial Statements under Clause (i) of Sub-section 3 of Section 143 of the Act.

1. We have audited the internal financial controls with reference to Standalone Financial Statements of Tide Water Oil Co. (India) Limited ("the Company") as of March 31, 2020 in conjunction with our audit of the Standalone Financial Statements of the Company for the year ended on that date.

Management's Responsibility for Internal Financial Controls

2. The Company's management is responsible for establishing and maintaining internal financial controls based on the internal control over financial reporting criteria established by the Company considering the essential components of internal control stated in the Guidance Note on Audit of Internal Financial Controls Over Financial Reporting issued by the Institute of Chartered Accountants of India (ICAI). These responsibilities include the design, implementation and maintenance of adequate internal financial controls that were operating effectively for ensuring the orderly and efficient conduct of its business, including adherence to company's policies, the safeguarding of its assets, the prevention and detection of frauds and errors, the accuracy and completeness of the accounting records, and the timely preparation of reliable financial information, as required under the Act.

Auditors' Responsibility

3. Our responsibility is to express an opinion on the Company's internal financial controls with reference to Standalone Financial Statements based on our audit. We conducted our audit in accordance with the Guidance Note on Audit of Internal Financial Controls Over Financial Reporting (the "Guidance Note") and the Standards on Auditing deemed to be prescribed under Section 143(10) of the Act to the extent applicable to an audit of internal financial controls, both applicable to an audit of internal financial controls and both issued by the ICAI. Those Standards and the Guidance Note require that we comply with ethical requirements and plan and perform the audit to obtain reasonable assurance about whether adequate internal financial controls with reference to Standalone Financial Statements was established and maintained and if such controls operated effectively in all material respects.
4. Our audit involves performing procedures to obtain audit evidence about the adequacy of the internal financial controls system with reference to Standalone Financial Statements and their operating effectiveness. Our audit of internal financial controls with reference to Standalone Financial Statements included obtaining an understanding of internal financial controls with reference to Standalone Financial Statements, assessing the risk that a material weakness exists, and testing and evaluating the design and operating effectiveness of internal control based on the assessed risk. The procedures selected depend on the auditor's judgement, including the assessment of the risks of material misstatement of the Standalone Financial Statements, whether due to fraud or error.
5. We believe that the audit evidence we have obtained is sufficient and appropriate to provide a basis for our audit opinion on the Company's internal financial controls system with reference to Standalone Financial Statements.

Meaning of Internal Financial Controls with reference to Financial Statements

6. A company's internal financial controls with reference to financial statements is a process designed to provide reasonable assurance regarding the reliability of financial reporting and the preparation of financial statements for external purposes in accordance with generally accepted accounting principles.

A company's internal financial controls with reference to financial statements includes those policies and procedures that (1) pertain to the maintenance of records that, in reasonable detail, accurately and fairly reflect the transactions and dispositions of the assets of the company; (2) provide reasonable assurance that transactions are recorded as necessary to permit preparation of financial statements in accordance with generally accepted accounting principles, and that receipts and expenditures of the company are being made only in accordance with authorisations of management and directors of the company; and (3) provide reasonable assurance regarding prevention or timely detection of unauthorised acquisition, use, or disposition of the company's assets that could have a material effect on the financial statements.

Inherent Limitations of Internal Financial Controls with reference to Financial Statements

7. Because of the inherent limitations of internal financial controls with reference to financial statements, including the possibility of collusion or improper management override of controls, material misstatements due to error or fraud may occur and not be detected. Also, projections of any evaluation of the internal financial controls with reference to financial statements to future periods are subject to the risk that the internal financial controls with reference to financial statements may become inadequate because of changes in conditions, or that the degree

of compliance with the policies or procedures may deteriorate.

Opinion

8. In our opinion, the Company has, in all material respects, an adequate internal financial controls system with reference to Standalone Financial Statements and such internal financial controls with reference to Standalone Financial Statements were operating effectively as at March 31, 2020, based on the internal control over financial reporting criteria established by the Company considering the essential components of internal control stated in the Guidance Note on Audit of Internal Financial Controls Over Financial Reporting issued by the Institute of Chartered Accountants of India.

For Price Waterhouse Chartered Accountants LLP
Firm Registration Number: 012754N/N500016
Chartered Accountants

Pinaki Chowdhury

Partner

Membership Number: 057572

UDIN: 20057572AAAAAP6514

Place: Kolkata

Date: June 24, 2020

Annexure B to Independent Auditors' Report

Referred to in paragraph 15 of the Independent Auditors' Report of even date to the members of Tide Water Oil Co. (India) Limited on the Standalone Financial Statements as of and for the year ended March 31, 2020.

- i. (a) The Company is maintaining proper records showing full particulars, including quantitative details and situation, of fixed assets.
(b) The fixed assets are physically verified by the Management according to a phased programme designed to cover all the items over a period of three years which, in our opinion, is reasonable having regard to the size of the Company and the nature of its assets. Pursuant to the programme, a portion of the fixed assets has been physically verified by the Management during the year and no material discrepancies have been noticed on such verification.
(c) The title deeds of immovable properties, as disclosed in Note 3.1 on Property, Plant and Equipment to the Standalone Financial Statements, are held in the name of the Company.
- ii. The physical verification of inventory (excluding stocks with third parties) have been conducted at reasonable intervals by the Management during the year. In respect of inventory lying with third parties, these have substantially been confirmed by them. The discrepancies noticed on physical verification of inventory as compared to book records were not material.
- iii. The Company has not granted any loans, secured or unsecured, to companies, firms, Limited Liability Partnerships or other parties covered in the register maintained under Section 189 of the Act. Therefore, the provisions of Clause 3(iii), (iii)(a), (iii)(b) and (iii)(c) of the said Order are not applicable to the Company.
- iv. In our opinion, and according to the information and explanations given to us, the Company has complied with the provisions of Section 185 and 186 of the Companies Act, 2013 in respect of the loans and investments made, and guarantees and security provided by it, as applicable.
- v. The Company has not accepted any deposits from the public within the meaning of Sections 73, 74, 75 and 76 of the Act and the Rules framed there under to the extent notified.
- vi. Pursuant to the rules made by the Central Government of India, the Company is required to maintain cost records as specified under Section 148(1) of the Act in respect of its products. We have broadly reviewed the same, and are of the opinion that, prima facie, the prescribed accounts and records have been made and maintained. We have not, however, made a detailed examination of the records with a view to determine whether they are accurate or complete.
- vii. (a) According to the information and explanations given to us and the records of the Company examined by us, in our opinion, the Company is generally regular in depositing undisputed statutory dues in respect of professional tax and income tax, though there has been a slight delay in a few cases, and is regular in depositing undisputed statutory dues, including provident fund, employees' state insurance, sales tax, service tax, duty of customs, duty of excise, value added tax, cess, goods and services tax and other material statutory dues, as applicable, with the appropriate authorities. Further, for the period March 1, 2020

to March 31, 2020, the Company has paid goods and services tax and filed Form GSTR-3B after the due date but within the timelines allowed by Central Board of Indirect Taxes and Customs under the Notification No. 31/2020 dated April 3, 2020 on fulfilment of conditions specified therein.

- (b) According to the information and explanations given to us and the records of the Company examined by us, there are no dues of income tax, service tax, duty of customs and goods and services tax as at March 31, 2020 which have not been deposited on account of any dispute. The particulars of dues of sales tax, duty of excise and value added tax as at March 31, 2020 which have not been deposited on account of a dispute, are as follows:

Name of the statute	Nature of dues	Amount (Rs. in Crores)	Financial year to which the amount relates	Forum where the dispute is pending
Central Sales Tax Act, 1956	Sales tax	0.01	2009-10 and 2010-11	West Bengal Taxation Tribunal
		0.02	2015-16	West Bengal Sales Tax Appellate & Revisional Board
		0.02	2016-17 and 2017-18	Joint Commissioner (Appeals)
Central Excise Act, 1944	Excise duty	12.50	2001-02, 2002-03, 2011-12 to 2015-16	CESTAT
		0.10	2002-03 to 2004-05, 2006-07 to 2008-09	Commissioner (Appeals)
		0.22	1997-98	Superintendent of Central Excise
Orissa Sales Tax Act, 1947	Sales tax	0.02	1997-98, 1998-99 and 2000-01	Appellate Authority
Orissa Value Added Tax Act, 2004	Value added tax	0.001	2008-09 and 2009-10	Odisha Sales Tax Tribunal
		0.03	2006-07 to 2008-09	Appellate Authority
		0.002	2015-16 and 2016-17	Joint Commissioner (Appeals)
Dadra & Nagar Haveli Value Added Tax Regulation, 2005	Value added tax	2.99	2008-09 and 2009-10	Appellate Authority
Jharkhand Value Added Tax Act, 2005	Value added tax	0.04	2006-07 and 2007-08	Commissioner (Appeals)
West Bengal Value Added Tax Act, 2003	Value added tax	0.001	1995-96	Deputy Commissioner of Commercial Taxes
		0.99	2014-15 and 2015-16	West Bengal Sales Tax Appellate & Revisional Board
		0.04	2017-18	Joint Commissioner (Appeals)

- viii. As the Company does not have any loans or borrowings from any financial institution or bank or Government, nor has it issued any debentures as at the balance sheet date, the provisions of Clause 3(viii) of the Order are not applicable to the Company.

- ix. The Company has not raised any moneys by way of initial public offer, further public offer (including debt instruments) and term loans. Accordingly, the provisions of Clause 3(ix) of the Order are not applicable to the Company.
- x. During the course of our examination of the books and records of the Company, carried out in accordance with the generally accepted auditing practices in India, and according to the information and explanations given to us, we have neither come across any instance of material fraud by the Company or on the Company by its officers or employees, noticed or reported during the year, nor have we been informed of any such case by the Management.
- xi. The Company has paid/ provided for managerial remuneration in accordance with the requisite approvals mandated by the provisions of Section 197 read with Schedule V to the Act. Also refer paragraph 17 of our main audit report.
- xii. As the Company is not a Nidhi Company and the Nidhi Rules, 2014 are not applicable to it, the provisions of Clause 3(xii) of the Order are not applicable to the Company.
- xiii. The Company has entered into transactions with related parties in compliance with the provisions of Sections 177 and 188 of the Act. The details of related party transactions have been disclosed in the Standalone Financial Statements as required under Indian Accounting Standard (Ind AS) 24, Related Party Disclosures specified under Section 133 of the Act.
- xiv. The Company has not made any preferential allotment or private placement of shares or fully or partly convertible debentures during the year under review. Accordingly, the provisions of Clause 3(xiv) of the Order are not applicable to the Company.
- xv. The Company has not entered into any non cash transactions with its directors or persons connected with him. Accordingly, the provisions of Clause 3(xv) of the Order are not applicable to the Company.
- xvi. The Company is not required to be registered under Section 45-IA of the Reserve Bank of India Act, 1934. Accordingly, the provisions of Clause 3(xvi) of the Order are not applicable to the Company.

For Price Waterhouse Chartered Accountants LLP
Firm Registration Number: 012754N/N500016
Chartered Accountants

Pinaki Chowdhury
Partner
Membership Number: 057572
UDIN: 20057572AAAAAP6514

Place: Kolkata
Date: June 24, 2020

TIDE WATER OIL CO. (INDIA) LTD.

STANDALONE BALANCE SHEET AS AT 31ST MARCH, 2020

(All amounts in Rs. Crores, unless otherwise stated)

	Notes	As at 31st March, 2020	As at 31st March, 2019
ASSETS			
Non-current Assets			
Property, Plant and Equipment	3.1	117.09	109.95
Right-of-Use Assets	3.2	3.03	-
Capital Work-in-progress	3.3	2.14	1.22
Investment Properties	3.4	1.49	1.52
Intangible Assets	3.5	0.17	0.29
Financial Assets			
i. Investments	4	215.13	213.86
ii. Loans	5	2.13	2.37
iii. Other Financial Assets	6	0.01	0.20
Other Non-current Assets	7	2.21	3.56
Total Non-current Assets		<u>343.40</u>	<u>332.97</u>
Current Assets			
Inventories	8	180.12	167.14
Financial Assets			
i. Trade Receivables	9	103.60	148.31
ii. Cash and Cash Equivalents	10	28.62	27.22
iii. Other Bank Balances	11	166.96	126.11
iv. Loans	5	0.04	0.04
v. Other Financial Assets	6	5.10	5.57
Current Tax Assets (Net)	12	13.85	14.19
Other Current Assets	7	30.35	31.22
Total Current Assets		<u>528.64</u>	<u>519.80</u>
TOTAL ASSETS		<u>872.04</u>	<u>852.77</u>
EQUITY AND LIABILITIES :			
EQUITY			
Equity Share Capital	13	1.70	1.70
Other Equity	14	671.22	645.17
TOTAL EQUITY		<u>672.92</u>	<u>646.87</u>
LIABILITIES			
Non-current Liabilities			
Financial Liabilities			
i. Lease Liabilities	15	0.69	-
ii. Other Financial Liabilities	16	21.17	20.21
Provisions	17	27.05	22.10
Deferred Tax Liabilities (Net)	18	2.34	3.68
Total Non-current Liabilities		<u>51.25</u>	<u>45.99</u>
Current Liabilities			
Financial Liabilities			
i. Trade Payables	19		
a) Total Outstanding Dues of Micro and Small Enterprises		3.49	5.52
b) Total Outstanding Dues of Creditors other than Micro and Small Enterprises		123.72	137.39
ii. Lease Liabilities	15	0.54	-
iii. Other Financial Liabilities	16	2.17	2.15
Provisions	17	5.97	3.38
Other Current Liabilities	20	11.98	11.47
Total Current Liabilities		<u>147.87</u>	<u>159.91</u>
TOTAL LIABILITIES		<u>199.12</u>	<u>205.90</u>
TOTAL EQUITY AND LIABILITIES		<u>872.04</u>	<u>852.77</u>

The accompanying Notes form an integral part of the Standalone Balance Sheet.
This is the Standalone Balance Sheet referred to in our report of even date.

For Price Waterhouse Chartered Accountants LLP
Firm Registration Number : 012754N/N500016
Chartered Accountants

Pinaki Chowdhury
Partner
Membership No.: 57572
Place: Kolkata
Date: 24th June, 2020

For and behalf of the Board of Directors of
Tide Water Oil Co. (India) Limited

D. Jana
Chairman
DIN: 07046349

S. Basu
Group Chief Financial Officer

R. N. Ghosal
Managing Director
DIN: 00308865

S. Ganguli
Company Secretary

STANDALONE STATEMENT OF PROFIT AND LOSS FOR THE YEAR ENDED 31ST MARCH, 2020

(All amounts in Rs. Crores, unless otherwise stated)

Particulars	Notes	Year Ended 31st March, 2020	Year Ended 31st March, 2019
Revenue from Operations	21	1127.28	1193.34
Other Income	22	32.88	35.43
Total Income		<u>1,160.16</u>	<u>1,228.77</u>
Expenses			
Cost of Materials Consumed	23	585.26	661.55
Purchases of Stock-in-Trade	24	29.39	31.12
Changes in Inventories of Finished Goods and Stock-in-Trade	25	(18.05)	(1.11)
Employee Benefits Expense	26	80.09	73.48
Finance Costs	27	1.46	1.33
Depreciation and Amortisation Expense	28	9.36	8.29
Other Expenses	29	330.02	307.15
Total Expenses		<u>1,017.53</u>	<u>1,081.81</u>
Profit before Tax		<u>142.63</u>	<u>146.96</u>
Income Tax Expense	31		
Current Tax		37.04	49.50
Tax Relating to Earlier Years		0.58	-
Deferred Tax		(0.72)	0.74
Profit for the Year		<u>105.73</u>	<u>96.72</u>
Other Comprehensive Income			
Item that will not be Reclassified to Profit or Loss			
Remeasurements of Post-employment Defined Benefit Plans		(4.79)	(1.42)
Tax on Above	31	1.21	0.49
Total Other Comprehensive Income for the Year, Net of Tax		<u>(3.58)</u>	<u>(0.93)</u>
Total Comprehensive Income for the Year		<u>102.15</u>	<u>95.79</u>
Earnings Per Equity Share (Nominal Value per Share - Rs. 5/-)			
Basic and Diluted (in Rs.)	33	311.06	284.56

The accompanying Notes form an integral part of the Standalone Statement of Profit & Loss.
This is the Standalone Statement of Profit & Loss referred to in our report of even date.

For Price Waterhouse Chartered Accountants LLP
Firm Registration Number : 012754N/N500016
Chartered Accountants

Pinaki Chowdhury
Partner
Membership No.: 57572
Place: Kolkata
Date: 24th June, 2020

For and behalf of the Board of Directors of
Tide Water Oil Co. (India) Limited

D. Jana
Chairman
DIN: 07046349

S. Basu
Group Chief Financial Officer

R. N. Ghosal
Managing Director
DIN: 00308865

S. Ganguli
Company Secretary

STANDALONE STATEMENT OF CHANGES IN EQUITY FOR THE YEAR ENDED 31ST MARCH, 2020

(All amounts in Rs. Crores, unless otherwise stated)

A Equity Share Capital

Particulars	Amount
As at 1st April, 2018	1.70
Changes in Equity Share Capital	-
As at 31st March, 2019	1.70
Changes in Equity Share Capital	-
As at 31st March, 2020	1.70

B Other Equity

Particulars	Reserves and Surplus				Total
	Securities Premium Account	General Reserve	Retained Earnings	Balance with Employee Benefit Trust	
As at 1st April, 2018	3.52	90.00	573.75	(12.96)	654.31
Profit for the Year	-	-	96.72	-	96.72
Other Comprehensive Income					
Remeasurements of Post-employment Defined Benefit Plans, Net of Tax	-	-	(0.93)	-	(0.93)
Amount Received during the Year	-	-	-	3.38	3.38
Dividend Paid (Refer Note 44)	-	-	(90.61)	-	(90.61)
Dividend Distribution Tax Paid (Refer Note 44)	-	-	(17.70)	-	(17.70)
As at 31st March, 2019	3.52	90.00	561.23	(9.58)	645.17
Profit for the Year	-	-	105.73	-	105.73
Other Comprehensive Income					
Remeasurements of Post-employment Defined Benefit Plans, Net of Tax	-	-	(3.58)	-	(3.58)
Amount Received during the Year	-	-	-	0.62	0.62
Dividend Paid (Refer Note 44)	-	-	(64.47)	-	(64.47)
Dividend Distribution Tax Paid (Refer Note 44)	-	-	(12.25)	-	(12.25)
As at 31ST MARCH, 2020	3.52	90.00	586.66	(8.96)	671.22

The accompanying Notes form an integral part of the Standalone Statement of Changes in Equity.
This is the Standalone Statement of Changes in Equity referred to in our report of even date.

For Price Waterhouse Chartered Accountants LLP
Firm Registration Number : 012754N/N500016
Chartered Accountants

Pinaki Chowdhury
Partner
Membership No.: 57572
Place: Kolkata
Date: 24th June, 2020

For and behalf of the Board of Directors of
Tide Water Oil Co. (India) Limited

D. Jana
Chairman
DIN: 07046349

S. Basu
Group Chief Financial Officer

R. N. Ghosal
Managing Director
DIN: 00308865

S. Ganguli
Company Secretary

STANDALONE STATEMENT OF CASH FLOWS FOR THE YEAR ENDED 31ST MARCH, 2020

(All amounts in Rs. Crores, unless otherwise stated)

	Year ended 31st March, 2020	Year ended 31st March, 2019
A. Cash Flow from Operating Activities		
Profit before Tax	142.63	146.96
Adjustments for:		
Depreciation and Amortisation Expense	9.36	8.29
Provision for Doubtful Debts and Deposits	0.39	0.42
Provision for Diminution in Value of Investments	11.97	8.40
Provision for Doubtful Advances against Investment in Equity	-	3.91
Unwinding of Discount - Lease Liabilities	0.10	-
Net (Gain) / Loss on Disposal of Property, Plant and Equipment	0.10	(0.07)
Interest Income	(13.87)	(12.19)
Dividend Income	(14.39)	(13.09)
Liabilities No Longer Required Written Back	(0.30)	(2.11)
Provision for Tax Relating to Earlier Year Written Back	(0.02)	-
Provision for Investments Written Back	-	(3.24)
Provision for Doubtful Debts Written Back	(0.26)	(0.62)
Operating Profit before Changes in Operating Assets and Liabilities	135.71	136.66
Changes in Operating Assets and Liabilities:		
Decrease in Loans	0.24	0.46
Decrease in Other Financial Assets	0.14	0.03
Decrease in Other Assets	0.72	13.66
Increase in Inventories	(12.98)	(0.27)
(Increase)/Decrease in Trade Receivables	44.58	(9.98)
Increase/(Decrease) in Other Financial Liabilities	0.97	(0.01)
Increase in Provisions	2.75	0.37
Decrease in Trade Payables	(15.41)	(1.95)
Increase/(Decrease) in Other Liabilities	0.51	(3.85)
Cash Generated From Operations	157.23	135.12
Income Taxes Paid	(36.67)	(52.93)
Net Cash Flow From Operating Activities	120.56	82.19
B. Cash Flow from Investing Activities		
Payments for Acquisition of Property, Plant and Equipment and Intangible Assets	(17.37)	(14.99)
Proceeds from Disposal of Property, Plant and Equipment and Intangible Assets	0.13	0.64
Investment in Subsidiaries	(13.24)	(8.40)
Proceeds from Capital Reduction in Subsidiary	-	3.24
Proceeds from Maturity of Bonds	-	0.50
Advances against Investment in Equity of Subsidiaries	-	(3.91)
Fixed Deposits (Placed)/ Realised (Net)	(40.65)	(6.00)
Interest Received	13.88	9.82
Dividend Received	14.39	13.09
Net Cash Used in Investing Activities	(42.86)	(6.01)
C. Cash Flow from Financing Activities		
Amount Received from Employee Benefit Trust	0.62	3.38
Interest Received from Employee Benefit Trust	0.32	-
Principal Elements of Lease Payments	(0.50)	-
Interest Elements of Lease Payments	(0.02)	-
Dividends Paid	(64.47)	(90.61)
Dividend Distribution Tax paid	(12.25)	(17.70)
Net Cash Used in Financing Activities	(76.30)	(104.93)
Net Increase / (Decrease) in Cash and Cash Equivalents (A+B+C)	1.40	(28.75)
Cash and Cash Equivalents at the Beginning of the Year (Refer Note 10)	27.22	55.97
Cash and Cash Equivalents at the End of the Year (Refer Note 10)	28.62	27.22
	1.40	(28.75)
Non-Cash Financing Activities		
Acquisition of Right-of-Use Assets	1.65	-

The Standalone Statement of Cash Flows has been prepared under the "Indirect Method" as set out in Ind AS 7, 'Statement of Cash Flows'.

The accompanying Notes are an integral part of the Standalone Statement of Cash Flows

This is the Standalone Statement of Cash Flows referred to in our report of even date.

For Price Waterhouse Chartered Accountants LLP

Firm Registration Number : 012754N/N500016

Chartered Accountants

Pinaki Chowdhury

Partner

Membership No.: 57572

Place: Kolkata

Date: 24th June, 2020

For and behalf of the Board of Directors of

Tide Water Oil Co. (India) Limited

D. Jana

Chairman

DIN: 07046349

S. Basu

Group Chief Financial Officer

R. N. Ghosal

Managing Director

DIN: 00308865

S. Ganguli

Company Secretary

NOTES TO STANDALONE FINANCIAL STATEMENTS AS AT AND FOR THE YEAR ENDED 31ST MARCH, 2020

1 Company Background

Tide Water Oil Co. (India) Limited (the 'Company') is a public limited company, incorporated and domiciled in India. The equity shares of the Company are listed on the National Stock Exchange of India Limited and the BSE Limited. The registered office of the Company is located at 'Yule House', 8 Dr. Rajendra Prasad Sarani, Kolkata - 700 001, West Bengal, India.

The Company is mainly engaged in the business of manufacturing and marketing of lubricants.

The standalone financial statements were approved and authorised for issue in accordance with the resolution of the Company's Board of Directors on 24th June, 2020.

2 Significant Accounting Policies

This note provides a list of the significant accounting policies adopted in the preparation of the standalone financial statements. These policies have been consistently applied to all the years presented, unless otherwise stated.

2.1 Basis of Preparation

(i) Compliance with Indian Accounting Standards (Ind AS)

The standalone financial statements comply in all material respects with Ind AS notified under Section 133 of the Companies Act, 2013 (the 'Act') [Companies (Indian Accounting Standards) Rules, 2015] and other provisions of the Act.

(ii) Historical Cost Convention

The standalone financial statements have been prepared on a historical cost basis, except for the following:

-Certain financial assets and liabilities that is measured at fair value.

-Defined benefit plans - plan assets measured at fair value.

(iii) Current Versus Non-current Classification

The Company presents assets and liabilities in the Balance Sheet based on current/non-current classification.

An asset is classified as current when it is:

a) expected to be realised or intended to be sold or consumed in the normal operating cycle,

b) held primarily for the purpose of trading,

c) expected to be realised within twelve months after the reporting period, or

d) cash or cash equivalents unless restricted from being exchanged or used to settle a liability for at least twelve months after the reporting period.

All other assets are classified as non-current.

A liability is classified as current when:

a) it is expected to be settled in the normal operating cycle,

b) it is held primarily for the purpose of trading,

c) it is due to be settled within twelve months after the reporting period, or

d) there is no unconditional right to defer settlement of the liability for at least twelve months after the reporting period.

All other liabilities are classified as non-current.

Deferred tax assets and liabilities are classified as non-current.

(iv) Rounding of Amounts

All amounts disclosed in the standalone financial statements and notes have been rounded off to the nearest crores and decimals thereof as per the requirement of Schedule III to the Act, unless otherwise stated.

2.2 Property, Plant and Equipment

Freehold land is carried at historical cost. All other items of property, plant and equipment are stated at historical cost less accumulated depreciation and accumulated impairment losses, if any. Historical cost includes expenditure that is directly attributable to the acquisition of the items.

Subsequent costs are included in the asset's carrying amount or recognised as a separate asset, as appropriate, only when it is probable that future economic benefits associated with the item will flow to the Company and the cost of the item can be measured reliably. The carrying amount of any component accounted for as a separate asset is derecognised when replaced. All other repairs and maintenance are charged to profit or loss during the reporting period in which they are incurred.

NOTES TO STANDALONE FINANCIAL STATEMENTS AS AT AND FOR THE YEAR ENDED 31ST MARCH, 2020Transition to Ind AS

On transition to Ind AS, the Company had elected to continue with the carrying value of all of its property, plant and equipment recognised as at 1st April, 2015 measured as per the previous GAAP and use that carrying value as the deemed cost of property, plant and equipment.

Depreciation Method, Estimated Useful Lives and Residual Values

Depreciation is calculated on a pro-rata basis using the straight-line method to allocate their cost, net of their estimated residual values, over their estimated useful lives in accordance with Schedule II to the Act, except in respect of certain laboratory equipments. Each component of an item of property, plant and equipment with a cost that is significant in relation to the cost of that item is depreciated separately if its useful life differs from the other components of the item.

Estimated useful lives of the property, plant and equipment as estimated by the management are as follows:

Buildings	- 30 to 60 Years
Plant and Equipments	- 15 Years
Furniture and Fixtures	- 10 Years
Office Equipments	- 5 Years
Servers and Networks	- 6 Years
Desktop/Laptop, etc	- 3 Years
Electrical Installation	- 10 Years
Laboratory Equipments	- 8 to 10 Years
Vehicles	- 8 Years
Windmill	- 22 Years

Till 31st March, 2019 Leasehold Lands are amortised on straight - line basis over the primary lease period or their respective useful lives, whichever is shorter.

The useful lives, residual values and the method of depreciation of property, plant and equipment are reviewed, and adjusted if appropriate, on annual basis.

Gains and losses on disposals are determined by comparing proceeds with carrying amount. These are included in profit or loss within 'Other Income'/'Other Expenses'.

Advances paid towards the acquisition of property, plant and equipment outstanding at each Balance Sheet date is classified as 'Capital Advances' under other non-current assets and the cost of property, plant and equipment not ready to use are disclosed under 'Capital Work-in-progress'.

2.3 Intangible Assets

Intangible assets have a finite useful life and are stated at cost less accumulated amortisation and accumulated impairment losses, if any.

Computer Software

Computer Software for internal use, which is primarily acquired from third-party vendors is capitalised. Subsequent costs associated with maintaining such software are recognised as expense as incurred. Cost of software includes license fees and cost of implementation/system integration services, where applicable.

Amortisation Method and Period

Computer Software are amortised on a pro-rata basis using the straight-line method over their estimated useful life of 3 years, from the date they are available for use. Amortisation method and useful lives are reviewed periodically including at each financial year end.

Research and Development

Research costs are expensed as incurred. Expenditure on development that do not meet the specified criteria under Ind AS 38 on 'Intangible assets' are recognised as an expense as incurred.

Transition to Ind AS

On transition to Ind AS, the Company had elected to continue with the carrying value of all of its intangible assets recognised as at 1st April, 2015 measured as per the previous GAAP and use that carrying value as the deemed cost of intangible assets.

2.4 Investment Properties

Properties that are held for long-term rental yields or for capital appreciation or both, and that are not occupied

NOTES TO STANDALONE FINANCIAL STATEMENTS AS AT AND FOR THE YEAR ENDED 31ST MARCH, 2020

by the Company, are classified as Investment Properties. Investment Properties are measured initially at its cost, including related transaction costs and where applicable borrowing costs. Subsequent expenditure is capitalised to the asset's carrying amount only when it is probable that future economic benefits associated with the expenditure will flow to the Company and the cost of the item can be measured reliably. All other repairs and maintenance costs are expensed when incurred. When part of an investment property is replaced, the carrying amount of the replaced part is derecognised.

Depreciation on Investment Properties are calculated on a straight-line basis using the rate arrived at based on the useful life estimated by the management. The estimated useful life of investment properties (buildings) as estimated by the Management is 60 years.

On disposal of an Investment Property, the difference between its carrying amount and net disposal proceeds is charged or credited to the Statement of Profit and Loss.

Transition to Ind AS

On transition to Ind AS, the Company had elected to continue with the carrying value of all of its investment properties recognised as at 1st April, 2015 measured as per the previous GAAP and use that carrying value as the deemed cost of investment properties.

2.5 Impairment of Non-financial Assets

Assets are tested for impairment whenever events or changes in circumstances indicate that the carrying amount may not be recoverable. An impairment loss is recognised for the amount by which the asset's carrying amount exceeds its recoverable amount. The recoverable amount is the higher of an asset's fair value less costs of disposal and value in use. Value in use is the present value of estimated future cash flows expected to arise from the continuing use of an asset and from its disposal at the end of its useful life. For the purposes of assessing impairment, assets are grouped at the lowest levels for which there are separately identifiable cash inflows which are largely independent of the cash inflows from other assets or group of assets (cash-generating units).

2.6 Inventories

Inventories are stated at the lower of cost and net realisable value. However, materials and other items held for use in the production of inventories are not written down below cost if the finished goods in which they will be incorporated are expected to be sold at or above cost. Cost of inventories comprises cost of purchases and all other costs incurred in bringing the inventories to their present location and condition. Cost of finished goods comprises direct materials, direct labour and an appropriate proportion of variable and fixed overhead expenditure, the latter being allocated on the basis of normal operating capacity. Costs are assigned to individual items of inventory on weighted average basis. Net realisable value is the estimated selling price in the ordinary course of business less the estimated costs of completion and the estimated costs necessary to make the sale.

2.7 Leases

Till 31st March, 2019

The determination of whether an arrangement is (or contains) a lease is based on the substance of the arrangement at the inception of the lease. The arrangement is, or contains, a lease if fulfilment of the arrangement is dependent on the use of a specific asset and the arrangement conveys a right to use the asset or assets, even if that right is not explicitly specified in an arrangement.

As a Lessee

Leases of property, plant and equipment where the Company, as a lessee, has substantially all the risks and rewards of ownership are classified as finance leases. Finance leases are capitalised at the lease's inception at the fair value of the leased asset or, if lower, the present value of the minimum lease payments. The corresponding lease rental obligations, net of finance charges, are included in borrowings or other financial liabilities as appropriate. Each lease payment is allocated between the liability and finance cost. The finance cost is charged to the profit or loss over the lease period so as to produce a constant periodic rate of interest on the remaining balance of the liability for each period.

Leases in which a significant portion of the risks and rewards of ownership are not transferred to the Company as lessee are classified as operating leases. Payments made under operating leases are charged to profit or loss on a straight-line basis over the period of the lease unless the payments are structured to increase in line with expected general inflation to compensate for the lessor's expected inflationary cost increases.

NOTES TO STANDALONE FINANCIAL STATEMENTS AS AT AND FOR THE YEAR ENDED 31ST MARCH, 2020As a Lessor

Lease income from operating leases where the Company is a lessor is recognised in income on a straight-line basis over the lease term unless the receipts are structured to increase in line with expected general inflation to compensate for the expected inflationary cost increases. The respective leased assets are included in the Balance Sheet based on their nature.

Effective 1st April, 2019

As a Lessee

The Company assesses whether a contract is or contains a lease, at inception of the contract. The Company recognises a right-of-use asset and a corresponding lease liability with respect to all lease agreements in which it is the lessee, except for short-term leases (defined as leases with a lease term of 12 months or less) and leases of low value assets. For these leases, the Company recognises the lease payments as an operating expense on a straight-line basis over the term of the lease unless another systematic basis is more representative of the time pattern in which economic benefits from the leased asset are consumed. Assets and liabilities arising from a lease are initially measured on a present value basis. Lease liabilities include the net present value of the following lease payments:

- fixed payments (including in-substance fixed payments), less any lease incentives receivable
- variable lease payment that are based on an index or a rate, initially measured using the index or rate as at the commencement date
- amounts expected to be payable by the Company under residual value guarantees
- the exercise price of a purchase option if the Company is reasonably certain to exercise that option, and
- payments of penalties for terminating the lease, if the lease term reflects the Company exercising that option.

Lease payments to be made under reasonably certain extension options are also included in the measurement of the liability. The lease payments are discounted using the interest rate implicit in the lease. If that rate cannot be readily determined, which is generally the case for leases in the Company, the lessee's incremental borrowing rate is used, being the rate that the individual lessee would have to pay to borrow the funds necessary to obtain an asset of similar value to the right-of-use asset in a similar economic environment with similar terms, security and conditions.

To determine the incremental borrowing rate, the Company uses a build-up approach that starts with a risk-free interest rate adjusted for credit risk, for leases held by the Company, which does not have recent third-party financing and make adjustments specific to the lease e.g. term, country, etc.

Lease payments are allocated between principal and finance cost. The finance cost is charged to profit or loss over the lease period so as to produce a constant periodic rate of interest on the remaining balance of the liability for each period. The lease liability is subsequently measured by increasing the carrying amount to reflect interest on the lease liability (using the effective interest method) and by reducing the carrying amount to reflect the lease payments made.

The right-of-use assets comprise the initial measurement of the corresponding lease liability, lease payments made at or before the commencement day and any initial direct costs. They are subsequently measured at cost less accumulated depreciation and impairment losses. Right-of-use assets are depreciated over the shorter period of lease term and useful life of the underlying asset.

Payments associated with short-term leases of offices, depots and storage tanks and all leases of low-value assets are recognised on a straight-line basis as an expense in profit or loss. Short-term leases are leases with a lease term of 12 months or less.

As a Lessor

Lease income from operating leases where the Company is a lessor is recognised in income on a straight-line basis over the lease term. Initial direct costs incurred in obtaining an operating lease are added to the carrying amount of the underlying asset and recognised as expense over the lease term on the same basis as lease income. The respective leased assets are included in the balance sheet based on their nature. The Company did not need to make any adjustments to the accounting for assets held as lessor as a result of adopting the new leasing standard.

2.8 Investments in Subsidiaries and Joint Venture

Investments in subsidiaries and joint venture are carried at cost less provision for impairment, if any. Investments

NOTES TO STANDALONE FINANCIAL STATEMENTS AS AT AND FOR THE YEAR ENDED 31ST MARCH, 2020

in subsidiaries are tested for impairment whenever events or changes in circumstances indicate that the carrying amount may not be recoverable. An impairment loss is recognised for the amount by which the carrying amount of investments exceeds its recoverable amount.

Transition to Ind AS

On transition to Ind AS, the Company had elected to measure its investments in subsidiaries and joint venture at its previous GAAP carrying value and use those values as the deemed cost of such investments.

2.9 Investments (Other than Investments in Subsidiaries and Joint Venture) and Other Financial Assets

(i) Classification

The Company classifies its financial assets in the following measurement categories:

- those to be measured subsequently at fair value (either through other comprehensive income or through profit or loss), and
- those to be measured at amortised cost.

The classification depends on the Company's business model for managing the financial assets and the contractual terms of the cash flows.

For assets measured at fair value, gains and losses will either be recorded in profit or loss or other comprehensive income. For investments in debt instruments, this will depend on the business model in which the investment is held. For investments in equity instruments, this will depend on whether the Company has made an irrevocable election at the time of initial recognition to account for the equity investment at fair value through other comprehensive income.

The Company reclassifies debt investments when and only when its business model for managing those assets changes.

(ii) Measurement

At initial recognition, the Company measures a financial asset at its fair value plus, in the case of a financial asset not at fair value through profit or loss, transaction costs that are directly attributable to the acquisition of the financial asset. Transaction costs of financial assets carried at fair value through profit or loss are expensed in profit or loss.

Debt Instruments

Subsequent measurement of debt instruments depends on the Company's business model for managing the asset and the cash flow characteristics of the asset. There are three measurement categories into which the Company classifies its debt instruments:

•**Amortised Cost:** Assets that are held for collection of contractual cash flows where those cash flows represent solely payments of principal and interest are measured at amortised cost. A gain or loss on a debt instrument that is subsequently measured at amortised cost is recognised in profit or loss when the asset is derecognised or impaired.

•**Fair Value through Other Comprehensive Income (FVOCI):** Assets that are held for collection of contractual cash flows and for selling the financial assets, where the assets' cash flows represent solely payments of principal and interest, are measured at fair value through other comprehensive income (FVOCI). Movements in the carrying amount are taken through OCI, except for the recognition of impairment gains or losses, interest income and foreign exchange gains and losses which are recognised in the profit or loss. When the financial asset is derecognised, the cumulative gain or loss previously recognised in OCI is reclassified from equity to profit or loss and recognised in 'Other Income'/'Other Expenses'. Impairment losses (and reversal of impairment losses) on equity investments measured at FVOCI are not reported separately from other changes in fair value.

•**Fair Value through Profit or Loss:** Assets that do not meet the criteria for amortised cost or FVOCI are measured at fair value through profit or loss. A gain or loss on a debt instrument that is subsequently measured at fair value through profit or loss is recognised in profit or loss and presented net in the Statement of Profit and Loss within 'Other Income'/'Other Expenses' in the year in which it arises.

Equity Instruments

The Company subsequently measures all equity investments (other than investments in subsidiaries and joint venture) at fair value. Where the Company's management has elected to present fair value gains and losses on equity investments in other comprehensive income, there is no subsequent reclassification of fair value gains and losses to profit or loss. Changes in the fair value of financial assets at fair value through profit or loss are

NOTES TO STANDALONE FINANCIAL STATEMENTS AS AT AND FOR THE YEAR ENDED 31ST MARCH, 2020

recognised in 'Other Income'/'Other Expenses' in the Statement of Profit and Loss.

(iii) Impairment of Financial Assets

The Company assesses on a forward looking basis the expected credit losses associated with its assets carried at amortised cost and FVOCI debt instruments. The impairment methodology applied depends on whether there has been a significant increase in credit risk. Note 43(A) details how the Company determines whether there has been a significant increase in credit risk.

For trade receivables only, the Company applies the simplified approach permitted by Ind AS 109, 'Financial Instruments', which requires expected lifetime losses to be recognised from initial recognition of the receivables.

(iv) Derecognition of Financial Assets

A financial asset is derecognised only when

- the Company has transferred the rights to receive cash flows from the financial asset or
- retains the contractual rights to receive the cash flows of the financial asset, but assumes a contractual obligation to pay the cash flows to one or more recipients.

Where the entity has transferred an asset, the Company evaluates whether it has transferred substantially all risks and rewards of ownership of the financial asset. In such cases, the financial asset is derecognised. Where the entity has not transferred substantially all risks and rewards of ownership of the financial asset, the financial asset is not derecognised.

Where the entity has neither transferred a financial asset nor retains substantially all risks and rewards of ownership of the financial asset, the financial asset is derecognised if the Company has not retained control of the financial asset. Where the Company retains control of the financial asset, the asset is continued to be recognised to the extent of continuing involvement in the financial asset.

(v) Income RecognitionInterest Income

Interest income from debt instruments is recognised using the effective interest rate method. The effective interest rate is the rate that exactly discounts estimated future cash receipts through the expected life of the financial asset to the gross carrying amount of a financial asset. When calculating the effective interest rate, the Company estimates the expected cash flows by considering all the contractual terms of the financial instrument but does not consider the expected credit losses.

Dividends

Dividends are recognised in profit or loss only when the right to receive payment is established, it is probable that the economic benefits associated with the dividend will flow to the Company, and the amount of the dividend can be measured reliably.

(vi) Fair Value of Financial Instruments

In determining the fair value of financial instruments, the Company uses a variety of methods and assumptions that are based on market conditions and risks existing at each reporting date. The methods used to determine fair value include discounted cash flow analysis and available quoted market prices. All methods of assessing fair value result in general approximation of value, and such value may never actually be realised.

2.10 Offsetting Financial Instruments

Financial assets and liabilities are offset and the net amount is reported in the Balance Sheet where there is a legally enforceable right to offset the recognised amounts and there is an intention to settle on a net basis or realise the asset and settle the liability simultaneously. The legally enforceable right must not be contingent on future events and must be enforceable in the normal course of business and in the event of default, insolvency or bankruptcy of the Company or the counterparty.

2.11 Trade Receivables

Trade receivables are amounts due from customers for goods sold or services rendered in the ordinary course of business. Trade receivables are recognised initially at fair value and subsequently measured at amortised cost using the effective interest method, less provision for impairment.

2.12 Cash and Cash Equivalents

For the purpose of presentation in the Statement of Cash Flows, cash and cash equivalents includes cash on hand, deposits held at call with financial institutions, other short-term, highly liquid investments with original maturities of three months or less that are readily convertible to known amounts of cash and which are subject to an insignificant risk of changes in value.

NOTES TO STANDALONE FINANCIAL STATEMENTS AS AT AND FOR THE YEAR ENDED 31ST MARCH, 2020

2.13 Trade Payables and Other Financial Liabilities

These amounts represent liabilities for goods and services provided to the Company prior to the end of financial year which are unpaid. The amounts are unsecured and are usually paid within 60 days of recognition. Trade and other payables are presented as current liabilities unless payment is not due within 12 months after the reporting period. They are recognised initially at their fair value and subsequently measured at amortised cost using the effective interest method.

Other financial liabilities are recognised when the Company becomes a party to the contractual provisions of the instrument. Other financial liabilities are initially measured at the amortised cost unless at initial recognition, they are classified as fair value through profit and loss. Other financial liabilities are subsequently measured at amortised cost using the effective interest rate method. A financial liability is derecognised when the obligation specified in the contract is discharged, cancelled or expires.

2.14 Revenue Recognition

Sale of Products

The Company manufactures and sells Lubricant Oils and Greases. Sales are recognised when control of the products has been transferred, being when the products are delivered to the customer. Delivery occurs when the products have been shipped or delivered to the specific location as the case may be, the risks of loss have been transferred, and either the customer has accepted the products in accordance with the sales contract, or the Company has objective evidence that all criteria for acceptance have been satisfied. No element of financing is deemed present as the sales are made with a credit term which is consistent with market practice.

Revenue from these sales is recognised based on the terms of the contract, net of estimated schemes outflows. Accumulated experience is used to estimate and provide for the liability of scheme outflows, using the most likely method, and revenue is only recognised to the extent that it is highly probable that a significant reversal will not occur. A receivable is recognised when the goods are delivered as this is the point in time that the consideration is unconditional because only the passage of time is required before the payment is due.

The Company does not have any contracts where the period between the transfer of the promised goods or services to the customer and payment by the customer exceeds one year. As a consequence, the Company does not adjust any of the transaction prices for the time value of money.

Sale of Power

Revenue from the sale of power is recognised based on the units as transmitted to customer, as per the terms of contract with the customer.

2.15 Borrowing Costs

General and specific borrowing costs that are directly attributable to the acquisition, construction or production of a qualifying asset are capitalised during the period of time that is required to complete and prepare the asset for its intended use or sale. Qualifying assets are assets that necessarily take a substantial period of time to get ready for their intended use or sale.

Other borrowing costs are expensed in the period in which they are incurred.

2.16 Foreign Currency Transactions and Translation

(i) Functional and Presentation Currency

Items included in the standalone financial statements of the Company are measured using the currency of the primary economic environment in which the Company operates ('the functional currency'). The standalone financial statements are presented in Indian Rupee (Rupees or Rs.), which is the Company's functional and presentation currency.

(ii) Transactions and Balances

Foreign currency transactions are translated into the functional currency using the exchange rates at the dates of the transactions. At the year-end, monetary assets and liabilities denominated in foreign currencies are restated at the year-end exchange rates. The exchange differences arising from settlement of foreign currency transactions and from the year-end restatement are recognised in profit and loss.

Foreign exchange differences regarded as an adjustment to borrowing costs, if any, are presented in the Statement of Profit and Loss, within 'Finance Costs'. All other foreign exchange gains and losses are presented in the Statement of Profit and Loss on a net basis within 'Other Income'/'Other Expenses'.

Non-monetary items that are measured at fair value in a foreign currency are translated using the exchange rates

NOTES TO STANDALONE FINANCIAL STATEMENTS AS AT AND FOR THE YEAR ENDED 31ST MARCH, 2020

at the date when the fair value was determined. Translation differences on assets and liabilities carried at fair value are reported as part of the fair value gain or loss.

2.17 Employee Benefits**(i) Short-term Employee Benefits**

Liabilities for short-term employee benefits that are expected to be settled wholly within 12 months after the end of the period in which the employees render the related service are recognised in respect of employees' services up to the end of the reporting period and are measured at the amounts expected to be paid when the liabilities are settled.

(ii) Post-employment Benefits**Defined Benefit Plans**

The liability or asset recognised in the Balance Sheet in respect of defined benefit plans is the present value of the defined benefit obligation at the end of the reporting period less the fair value of plan assets. The defined benefit obligation is calculated annually by actuaries using the projected unit credit method.

The present value of the defined benefit obligation is determined by discounting the estimated future cash outflows by reference to market yields at the end of the reporting period on government bonds that have terms approximating to the terms of the related obligation.

The net interest cost is calculated by applying the discount rate to the net balance of the defined benefit obligation and the fair value of plan assets. This cost is included in 'Employee Benefits Expense' in the Statement of Profit and Loss.

Remeasurement gains and losses arising from experience adjustments and changes in actuarial assumptions are recognised in the period in which they occur, directly in other comprehensive income. These are included in 'Retained Earnings' in the Statement of Changes in Equity.

Defined Contribution Plans

Contributions under defined contribution plans payable in keeping with the related schemes are recognised as expenses for the period in which the employee has rendered the service.

(iii) Other Long-term Employee Benefits

The liabilities for earned leave are not expected to be settled wholly within 12 months after the end of the period in which the employees render the related service. They are therefore measured annually by actuaries as the present value of expected future payments to be made in respect of services provided by employees up to the end of the reporting period using the projected unit credit method. The benefits are discounted using the market yields at the end of the reporting period that have terms approximating to the terms of the related obligation. Remeasurements as a result of experience adjustments and changes in actuarial assumptions are recognised in profit or loss.

The obligations are presented under 'Provisions' (current) in the Balance Sheet if the entity does not have an unconditional right to defer settlement for at least twelve months after the reporting period, regardless of when the actual settlement is expected to occur.

2.18 Income Tax

The income tax expense for the period is the tax payable on the current period's taxable income based on the applicable income tax rate adjusted by changes in deferred tax assets and liabilities attributable to temporary differences, unused tax credits and to unused tax losses.

The current tax charge is calculated on the basis of the tax laws enacted or substantively enacted at the end of the reporting period. Management periodically evaluates positions taken in tax returns with respect to situations in which applicable tax regulation is subject to interpretation. It establishes provisions where appropriate on the basis of amounts expected to be paid to the tax authorities.

Deferred tax is provided in full, using the liability method, on temporary differences arising between the tax bases of assets and liabilities and their carrying amounts in the standalone financial statements. However, deferred tax liabilities are not recognised if they arise from the initial recognition of goodwill. Deferred income tax is also not accounted for if it arises from initial recognition of an asset or liability in a transaction other than a business combination that at the time of the transaction affects neither accounting profit nor taxable profit (tax loss). Deferred income tax is determined using tax rates (and laws) that have been enacted or substantively enacted by the end of the reporting period and are expected to apply when the related deferred tax asset is realised or the

NOTES TO STANDALONE FINANCIAL STATEMENTS AS AT AND FOR THE YEAR ENDED 31ST MARCH, 2020

deferred tax liability is settled.

Deferred tax assets are recognised for all deductible temporary differences, carry forward of unused tax credits and unused tax losses only if it is probable that future taxable amounts will be available to utilise those temporary differences, tax credits and losses.

The carrying amount of deferred tax assets is reviewed at each Balance Sheet date and reduced to the extent that it is no longer probable that sufficient taxable profits will be available to allow all or part of the asset to be utilised.

Deferred tax assets and liabilities are offset when there is a legally enforceable right to offset current tax assets and liabilities and when the deferred tax balances relate to the same taxation authority. Current tax assets and liabilities are offset where the entity has a legally enforceable right to offset and intends either to settle on a net basis, or to realise the asset and settle the liability simultaneously.

Current and deferred tax is recognised in profit or loss, except to the extent that it relates to items recognised in other comprehensive income or directly in equity, if any. In this case, the tax is also recognised in other comprehensive income or directly in equity, respectively.

2.19 Provisions and Contingencies

Provisions are recognised when the Company has a present legal or constructive obligation as a result of past events, it is probable that an outflow of resources will be required to settle the obligation and the amount can be reliably estimated.

Provisions are measured at the present value of management's best estimate of the expenditure required to settle the present obligation at the end of the reporting period.

A disclosure for contingent liabilities is made when there is a possible obligation arising from past events, the existence of which will be confirmed only by the occurrence or non-occurrence of one or more uncertain future events not wholly within the control of the Company or a present obligation that arises from past events where it is either not probable that an outflow of resources embodying economic benefits will be required to settle or a reliable estimate of the amount cannot be made.

2.20 Dividends

Provision is made for the amount of any dividend declared, being appropriately authorised and no longer at the discretion of the Company, on or before the end of the reporting period but not distributed at the end of the reporting period.

2.21 Earnings Per Share

(i) Basic Earnings Per Share

Basic earnings per share is calculated by dividing:

- the profit attributable to owners of the Company
- by the weighted average number of equity shares outstanding during the financial year excluding treasury shares

(ii) Diluted Earnings Per Share

Diluted earnings per share adjusts the figures used in the determination of basic earnings per share to take into account:

- the after income tax effect of interest and other financing costs associated with dilutive potential equity shares, and
- the weighted average number of additional equity shares that would have been outstanding assuming the conversion of all dilutive potential equity shares.

2.22 Critical Estimates and Judgements

The preparation of the standalone financial statements in conformity with Ind AS requires management to make judgements, estimates and assumptions, that affect the application of accounting policies and the reported amounts of assets, liabilities, income, expenses and disclosures of contingent assets and liabilities at the date of these standalone financial statements and the reported amounts of revenues and expenses for the years presented. Actual results may differ from these estimates. Estimates and underlying assumptions are reviewed at each Balance Sheet date. Revisions to accounting estimates are recognised in the period in which the estimate is revised and future periods affected.

This note provides an overview of the areas that involved a higher degree of judgement or complexity, and of items which are more likely to be materially adjusted due to estimates and assumptions turning out to be different

NOTES TO STANDALONE FINANCIAL STATEMENTS AS AT AND FOR THE YEAR ENDED 31ST MARCH, 2020

than those originally assessed. Detailed information about each of these estimates and judgements is included in relevant notes together with information about the basis of calculation for each affected line item in the standalone financial statements.

The areas involving critical estimates or judgements are:

· **Employee Benefits (Estimation of Defined Benefit Obligation) — Notes 2.17 and 41**

Post-employment benefits represent obligations that will be settled in the future and require assumptions to project benefit obligations. Post-employment benefit accounting is intended to reflect the recognition of future benefit costs over the employee's approximate service period, based on the terms of the plans and the investment and funding decisions made. The accounting requires the Company to make assumptions regarding variables such as discount rate and salary growth rate. Changes in these key assumptions can have a significant impact on the defined benefit obligations.

· **Impairment of Trade Receivables — Notes 2.9(iii) and 43(A)**

The risk of uncollectibility of trade receivables is primarily estimated based on prior experience with, and the past due status of, doubtful debtors, based on factors that include ability to pay, bankruptcy and payment history. The assumptions and estimates applied for determining the provision for impairment are reviewed periodically.

· **Estimation of Expected Useful Lives of Property, Plant and Equipment — Notes 2.2 and 3**

Management reviews its estimate of the useful lives of property, plant and equipment at each reporting date, based on the expected utility of the assets. Uncertainties in these estimates relate to technical and economic obsolescence that may change the utility of property, plant and equipment.

· **Contingencies — Notes 2.19 and 34**

Legal proceedings covering some of the matters are pending against the Company. Due to the uncertainty inherent in such matters, it is often difficult to predict the final outcome. The cases and claims against the Company often raise difficult and complex factual and legal issues that are subject to many uncertainties and complexities, including but not limited to the facts and circumstances of each particular case/claim, the jurisdiction and the differences in applicable law. In the normal course of business, the Company consults with legal counsel and other experts on matters related to litigations. The Company accrues a liability when it is determined that an adverse outcome is probable and the amount of the loss can be reasonably estimated. In the event an adverse outcome is possible or an estimate is not determinable, the matter is disclosed.

· **Impairment of Investments in Subsidiaries — Notes 2.8 and 4**

Determining whether the investments in subsidiaries are impaired requires an estimate of the value in use of investments. In considering the value in use, the management anticipates the future commodity prices, capacity utilisation of plant, operating margins, growth rates, discount rates and other factors of the underlying businesses / operations of the subsidiaries.

· **Fair Value Measurements — Notes 2.9(vi) and 42**

When the fair values of financial assets and financial liabilities recorded in the Balance Sheet cannot be measured based on quoted prices in active markets, their fair values are measured using valuation techniques, including the discounted cash flow model, which involve various judgements and assumptions.

· **Accounting for Sale of Products as per Franchise Agreement**

The Company, inter alia, is engaged in the manufacturing of the Eneos brand of products as per the Franchise Agreement of September 24, 2014 with JX Nippon TWO Lubricants India Private Limited [a 50:50 joint venture between the Company and JXTG Nippon Oil and Energy Corporation (formerly known as JX Nippon Oil & Energy Corporation)] (the 'Arrangement').

The Company is responsible for / carries out the manufacturing, marketing and selling of the Eneos brand of products and also bears the inventory risk. Based on the actual execution as aforesaid, the Company is the primary obligor and accordingly the management has determined that it acts as a Principal in substance under the aforesaid Arrangement and recognises the gross revenue, which is reflected in these standalone financial statements.

NOTES TO STANDALONE FINANCIAL STATEMENTS AS AT AND FOR THE YEAR ENDED 31ST MARCH 2020

3.1. PROPERTY, PLANT AND EQUIPMENT

(All amounts in Rs. Crores, unless otherwise stated)

Description	GROSS CARRYING AMOUNT					ACCUMULATED DEPRECIATION					NET CARRYING AMOUNT	
	As at 1st April, 2019	Adjustments during the Year@	Additions during the Year	Disposals during the Year	As at 31st March, 2020	As at 1st April, 2019	Adjustments during the Year@	Depreciation for the Year	Adjustment on Disposals	As at 31st March, 2020	As at 31st March, 2020	As at 31st March, 2019
Freehold Land	17.21	-	-	-	17.21	-	-	-	-	-	17.21	17.21
Leasehold Land	1.94	(1.94)	-	-	-	0.08	(0.08)	-	-	-	-	1.86
Buildings	43.98	-	5.97	-	49.95	4.31	-	1.42	-	5.73	44.22	39.67
Plant and Equipments	45.50	-	8.63	0.15	53.98	13.39	-	4.31	0.11	17.59	36.39	32.11
Furniture and Fixtures	2.91	-	0.37	0.03	3.25	1.57	-	0.37	0.02	1.92	1.33	1.34
Office Equipments	0.63	-	0.15	0.01	0.77	0.33	-	0.10	0.01	0.42	0.35	0.30
Servers and Networks	0.76	-	0.01	-	0.77	0.53	-	0.09	-	0.62	0.15	0.23
Desktop/ Laptop, etc.	1.50	-	0.30	0.02	1.78	1.02	-	0.29	0.02	1.29	0.49	0.48
Electrical Installation	3.07	-	1.00	-	4.07	0.76	-	0.33	-	1.09	2.98	2.31
Laboratory Equipments	4.55	-	0.65	-	5.20	1.94	-	0.63	-	2.57	2.63	2.61
Vehicles	2.85	-	0.86	0.36	3.35	0.96	-	0.41	0.18	1.19	2.16	1.89
Windmill	12.98	-	-	-	12.98	3.04	-	0.76	-	3.80	9.18	9.94
Total	137.88	(1.94)	17.94	0.57	153.31	27.93	(0.08)	8.71	0.34	36.22	117.09	109.95

@ Prepaid payment with respect to Leasehold Land reclassified under Right-of-Use Assets on adoption of Ind AS 116 'Leases'.

NOTES TO STANDALONE FINANCIAL STATEMENTS AS AT AND FOR THE YEAR ENDED 31ST MARCH, 2020

(All amounts in Rs. Crores, unless otherwise stated)

Description	GROSS CARRYING AMOUNT					ACCUMULATED DEPRECIATION					NET CARRYING AMOUNT	
	As at 1st April, 2018	Adjustments during the Year#	Additions during the Year	Disposals during the Year	As at 31st March, 2019	As at 1st April, 2018	Adjustments during the Year#	Depreciation for the Year	Adjustment on Disposals	As at 31st March, 2019	As at 31st March, 2019	As at 31st March, 2018
Freehold Land	17.21	-	-	-	17.21	-	-	-	-	-	17.21	17.21
Leasehold Land	1.94	-	-	-	1.94	0.06	-	0.02	-	0.08	1.86	1.88
Buildings	39.09	(1.34)	6.24	0.01	43.98	3.09	(0.09)	1.31	-	4.31	39.67	36.00
Plant and Equipments	38.78	-	7.54	0.82	45.50	9.84	-	3.87	0.32	13.39	32.11	28.94
Furniture and Fixtures	2.84	-	0.12	0.05	2.91	1.22	-	0.40	0.05	1.57	1.34	1.62
Office Equipments	0.46	-	0.19	0.02	0.63	0.28	-	0.07	0.02	0.33	0.30	0.18
Servers and Networks	0.68	-	0.08	-	0.76	0.42	-	0.11	-	0.53	0.23	0.26
Desktop/ Laptop, etc.	1.11	-	0.44	0.05	1.50	0.80	-	0.27	0.05	1.02	0.48	0.31
Electrical Installation	2.42	-	0.65	-	3.07	0.48	-	0.28	-	0.76	2.31	1.94
Laboratory Equipments	3.94	-	0.82	0.21	4.55	1.49	-	0.58	0.13	1.94	2.61	2.45
Vehicles	2.24	-	0.72	0.11	2.85	0.71	-	0.34	0.09	0.96	1.89	1.53
Windmill	12.98	-	-	-	12.98	2.28	-	0.76	-	3.04	9.94	10.70
Total	123.69	(1.34)	16.80	1.27	137.88	20.67	(0.09)	8.01	0.66	27.93	109.95	103.02

Assets transferred from Property, Plant and Equipment to Investment Properties during the previous year

(a) The title deeds of immovable properties comprising land and buildings, as disclosed above, are held in the name of the Company. The lease deed for the leasehold land in West Bengal is in the process of being renewed.

(b) Refer Note 35 for disclosure of capital commitments for acquisition of property, plant and equipment.

NOTES TO STANDALONE FINANCIAL STATEMENTS AS AT AND FOR THE YEAR ENDED 31ST MARCH 2020

(All amounts in Rs. Crores, unless otherwise stated)

3.2 RIGHT-OF-USE ASSETS

Particulars	Land	Building	Total
Gross Carrying Amount as at 1st April, 2019 (on account of adoption of Ind AS 116 - Refer Note 37)	1.86	-	1.86
Additions during the Year	-	1.65	1.65
Gross Carrying Amount as at 31st March, 2020	1.86	1.65	3.51
Accumulated Depreciation as at 1st April, 2019	-	-	-
Depreciation for the Year	0.02	0.46	0.48
Accumulated Depreciation as at 31st March, 2020	0.02	0.46	0.48
Net Carrying Amount as at 1st April, 2019 (on account of adoption of Ind AS 116)	1.86	-	1.86
Net Carrying Amount as at 31st March, 2020	1.84	1.19	3.03

3.3 CAPITAL WORK-IN-PROGRESS

Particulars	As at 31st March, 2020	As at 31st March, 2019
Carrying Amount at the End of the Year	2.14	1.22

3.4 INVESTMENT PROPERTIES

Description	GROSS CARRYING AMOUNT					ACCUMULATED DEPRECIATION					NET CARRYING AMOUNT		
	As at 1st April, 2019	Adjustments during the Year	Additions during the Year	Disposals during the Year	As at 31st March, 2020	As at 1st April, 2019	Adjustments during the Year	Depreciation for the Year	Adjustment on Disposals	As at 31st March, 2020	As at 31st March, 2020	As at 31st March, 2019	
Buildings	1.67	-	-	-	1.67	0.15	-	0.03	-	0.18	1.49	1.52	

Description	GROSS CARRYING AMOUNT					ACCUMULATED DEPRECIATION					NET CARRYING AMOUNT		
	As at 1st April, 2019	Adjustments during the Year#	Additions during the Year	Disposals during the Year	As at 31st March, 2020	As at 1st April, 2019	Adjustments during the Year#	Depreciation for the Year	Adjustment on Disposals	As at 31st March, 2020	As at 31st March, 2020	As at 31st March, 2019	
Buildings	0.33	1.34	-	-	1.67	0.03	0.09	0.03	-	0.15	1.52	0.30	

Assets transferred from Property, Plant and Equipment to Investment Properties during the previous year.

NOTES TO STANDALONE FINANCIAL STATEMENTS AS AT AND FOR THE YEAR ENDED 31ST MARCH 2020

(All amounts in Rs. Crores, unless otherwise stated)

	As at 31st March, 2020	As at 31st March, 2019
(a) Fair Value of Investment Properties Carried at Cost		
The Company obtains independent valuations for its investment properties at least annually. The best evidence of fair value is current prices in an active market for similar properties. Where such information is not available, the Company considers the current prices in an active market for properties of different nature or recent prices of similar properties in less active market, adjusted to reflect those differences.	12.15	8.98
The fair values of investment properties have been determined by accredited independent valuers, who hold recognised and relevant professional qualifications. Valuation is based on rental growth rates, expected vacancy rates, terminal yields and discount rates based on comparable transactions and industry data. All resulting fair value estimates for investment properties are included in level 3.		
(b) Amounts Recognised in Profit or Loss for Investment Properties		
Rental Income	0.38	0.35
Depreciation Expense	0.03	0.03
(c) Refer Note 36 for disclosure on Leases		

3.5 INTANGIBLE ASSETS

Description	GROSS CARRYING AMOUNT					ACCUMULATED AMORTISATION					NET CARRYING AMOUNT	
	As at 1st April, 2019	Adjustments during the Year	Additions during the Year	Disposals during the Year	As at 31st March, 2020	As at 1st April, 2019	Adjustments during the Year	Amortization for the Year	Adjustment on Disposals	As at 31st March, 2020	As at 31st March, 2020	As at 31st March, 2019
Computer Software - Acquired	1.62	-	0.02	-	1.64	1.33	-	0.14	-	1.47	0.17	0.29

Description	GROSS CARRYING AMOUNT					ACCUMULATED AMORTISATION					NET CARRYING AMOUNT	
	As at 1st April, 2019	Adjustments during the Year	Additions during the Year	Disposals during the Year	As at 31st March, 2020	As at 1st April, 2019	Adjustments during the Year	Amortization for the Year	Adjustment on Disposals	As at 31st March, 2020	As at 31st March, 2020	As at 31st March, 2019
Computer Software - Acquired	1.36	-	0.26	-	1.62	1.08	-	0.25	-	1.33	0.29	0.28

NOTES TO STANDALONE FINANCIAL STATEMENTS AS AT AND FOR THE YEAR ENDED 31ST MARCH, 2020

(All amounts in Rs. Crores, unless otherwise stated)

	<u>As at 31st March, 2020</u>	<u>As at 31st March, 2019</u>
Note 4		
INVESTMENTS		
Non-current		
Investments in Equity Instruments		
Investments in Subsidiaries (At Cost less Provision)		
Unquoted		
Veedol International Limited 7,40,002 (Previous Year: 5,95,002) Equity Shares of GBP 1/- each fully paid	57.41	56.14
Veedol International DMCC 2,000 (Previous Year: 2,000) Equity Shares @ AED 1000/- each fully paid	3.17	3.17
Veedol International BV # Nil (Previous Year: 33,00,000 @ Euro 0.87/- each fully paid) (Amount Net of Provision - Nil, Previous Year: Rs. 21.66 Crores)	-	-
Veedol UK Limited (formerly Price Thomas Holdings Limited) 37,895 (Previous Year: 37,895) Equity Shares @ GBP 1/- each fully paid	95.14	95.14
Veedol Deutschland GMBH 35,25,000 (Previous Year: 15,25,000) Equity Shares @ Euro 1/- each fully paid (Amount Net of Provision Rs. 28.18 Crores, Previous Year: Rs. 12.30 Cr.)	-	-
Investments in Joint Ventures (At Cost)		
Unquoted		
JX Nippon TWO Lubricants India Private Limited 5,55,000 (Previous Year: 5,55,000) Equity Shares of Rs. 10/- each fully paid	59.41	59.41
Investments in Other Bodies Corporate (At FVOCI)		
Unquoted		
Yule Financing and Leasing Co. Ltd * 194,640 (Previous Year: 194,640) Equity Shares of Rs. 10/- each fully paid (Amount Net of Provision of Rs. 0.19 Crores, Previous Year: Rs. 0.19 Crores)	-	-
WEBFIL Limited * 410,000(Previous Year: 410,000) Equity shares of Rs.10/- each fully paid (Amount Net of Provision of Rs. 0.41 Crores, Previous Year: Rs. 0.41 Crores)	-	-
Woodlands Multispeciality Hospital Limited 650 (Previous Year: 650) Equity Shares of Rs. 10/- each fully paid	** 0.00	** 0.00
	<u>215.13</u>	<u>213.86</u>
(a) Aggregate amount of Unquoted Investments	215.13	213.86
(b) Aggregate amount of Impairment in Value of Investments	28.78	34.56

Refer Note 42 for information about Fair Value Measurements and Note 43 for Credit Risk and Market Risk on Investments.

Veedol International BV has been liquidated and its operations wound up at the close of Business on 31st December, 2019.

* Equity shares in these companies have not been traded for long, accordingly, has been considered under unquoted investments.

** Amounts are below the rounding off norm adopted by the Company

Note 5**LOANS****A. Non-current****Loans - Unsecured Considered Good**

Security Deposits	1.90	2.12
Loans to Employees	0.23	0.25
Loans - Credit Impaired		
Security Deposits	0.03	0.03
Less: Loss Allowance	(0.03)	(0.03)
	<u>2.13</u>	<u>2.37</u>

NOTES TO STANDALONE FINANCIAL STATEMENTS AS AT AND FOR THE YEAR ENDED 31ST MARCH, 2020

(All amounts in Rs. Crores, unless otherwise stated)

	<u>As at 31st March, 2020</u>	<u>As at 31st March, 2019</u>
B. Current		
Loans Considered Good - Unsecured		
Loans to Employees	0.04	0.04
	<u>0.04</u>	<u>0.04</u>
Note 6		
OTHER FINANCIAL ASSETS		
A. Non-current		
Unsecured, Considered Good		
Balances with Banks		
- In Fixed Deposits (Maturity of more than Twelve Months)	0.01	0.20
Unsecured, Considered Doubtful		
Advance to a Related Party against Investment in Equity (Refer Note 40)	-	3.91
Less: Provision for Doubtful Advance	-	(3.91)
	<u>0.01</u>	<u>0.20</u>
B. Current		
Unsecured, Considered Good		
Advance to Related Party (Refer Note 40)	0.02	0.01
Accrued Interest on Fixed Deposits	5.08	5.41
Other Advances (Claims Receivable, etc.)	-	0.15
	<u>5.10</u>	<u>5.57</u>
Note 7		
OTHER ASSETS		
A. Non-current		
Unsecured, Considered Good		
Capital Advances	0.75	2.25
Advances other than Capital Advances	1.41	1.26
Deferred Employee Cost	0.05	0.05
Unsecured, Considered Doubtful		
Advances other than Capital Advances	0.27	0.27
Less: Provision for Doubtful Advances	(0.27)	(0.27)
	<u>2.21</u>	<u>3.56</u>
B. Current		
Unsecured, Considered Good		
Advances Recoverable		
From Related Party (Refer Note 40)	0.50	0.57
From Others	8.12	5.96
Balances with Government Authorities	20.46	22.70
Prepaid Expenses	1.27	1.98
Deferred Employee Cost	* 0.00	0.01
	<u>30.35</u>	<u>31.22</u>
Note 8		
INVENTORIES		
- At Lower of Cost and Net Realisable Value		
Raw Materials		
In-transit	12.57	12.13
Others	68.97	74.32
Finished Goods	96.42	79.94
Stock-in-Trade	1.57	-
Stores and Spares	0.59	0.75
	<u>180.12</u>	<u>167.14</u>

Inventories are pledged against the available borrowing facilities which can be availed by the Company, as mentioned in Note 43(B).
* Amount is below the rounding off norm adopted by the Company

NOTES TO STANDALONE FINANCIAL STATEMENTS AS AT AND FOR THE YEAR ENDED 31ST MARCH, 2020

(All amounts in Rs. Crores, unless otherwise stated)

	<u>As at 31st March, 2020</u>	<u>As at 31st March, 2019</u>
Note 9		
TRADE RECEIVABLES		
Trade Receivables Considered Good - Secured	13.69	17.19
Trade Receivables Considered Good - Unsecured		
From Related Parties (Refer Note 40)	1.83	1.98
From Others	88.08	129.14
Trade Receivables - Credit Impaired	<u>3.90</u>	<u>3.77</u>
	107.50	152.08
Less: Loss Allowance	(3.90)	(3.77)
	<u>103.60</u>	<u>148.31</u>
Refer Note 43 for Credit Risk and Market Risk on Trade Receivables.		
Trade Receivables are pledged against the available borrowing facilities which can be availed by the Company, as mentioned in Note 43(B).		
Note 10		
CASH AND CASH EQUIVALENTS		
Balances with Banks		
- In Current Accounts	19.84	7.07
- In Fixed Deposits (Original Maturity of less than Three Months)	8.61	15.83
Cheques, Drafts on Hand	0.13	4.30
Cash on Hand	0.04	0.02
	<u>28.62</u>	<u>27.22</u>
NOTE 11		
OTHER BANK BALANCES		
Balances with Banks		
- In Unpaid Dividend Accounts *	1.89	1.88
- In Fixed Deposits (Original Maturity of more than Three Months)	165.07	124.23
	<u>166.96</u>	<u>126.11</u>
* Earmarked for Payment of Unclaimed Dividend		
NOTE 12		
CURRENT TAX ASSETS (NET)		
Advance Tax (Net of Provision for Tax: Rs. 512.26 Crores; Previous Year: Rs. 475.25 Crores)	13.85	14.19
	<u>13.85</u>	<u>14.19</u>
NOTE 13		
EQUITY SHARE CAPITAL		
Authorised:		
4,00,00,000 Equity Shares of Rs. 5/- each *	<u>20.00</u>	<u>20.00</u>
Issued, Subscribed and Paid-up:		
34,84,800 Equity Shares of Rs. 5/- each, fully paid-up *	1.74	1.74
Less: Shares held by Employee Benefit Trust (Refer Note 45)	(0.04)	(0.04)
	<u>1.70</u>	<u>1.70</u>

* There were no changes in the number of shares during the years ended 31st March, 2020 and 31st March, 2019.

(a) Terms and Rights attached to Equity Shares

The Company has one class of Equity Shares having a par value of Rs. 5/- per share. Each shareholder is eligible for one vote per share held. The dividend proposed by the Board of Directors is subject to the approval of the shareholders in the ensuing Annual General Meeting, except in case of interim dividend. In the event of liquidation, the equity shareholders are eligible to receive the remaining assets of the Company after distribution of all preferential amounts, in proportion to their shareholding.

NOTES TO STANDALONE FINANCIAL STATEMENTS AS AT AND FOR THE YEAR ENDED 31ST MARCH, 2020

(All amounts in Rs. Crores, unless otherwise stated)

(b) Details of Equity Shares held by Shareholders holding more than 5% of the aggregate shares in the Company:

Name of Shareholders	Number	Holding%	Number	Holding%
Andrew Yule and Company Limited	914,223	26.23	914,223	26.23
Standard Greases and Specialities Private Limited	1,022,833	29.35	1,022,833	29.35
United India Insurance Company Limited	239,848	6.88	239,848	6.88

Note 14**OTHER EQUITY****Reserves and Surplus****Securities Premium**

Opening Balance

3.52

3.52

Closing Balance**3.52****3.52****General Reserve**

Opening Balance

90.00

90.00

Closing Balance**90.00****90.00****Retained Earnings**

Opening Balance

561.23

573.75

Profit for the Year

105.73

96.72

Item of Other Comprehensive Income recognised directly in Retained Earnings

-Remeasurement on Post-employment Defined Benefit Plans, Net of Tax

(3.58)

(0.93)

Dividend Paid (Refer Note 44)

(64.47)

(90.61)

Dividend Distribution Tax Paid on Above (Refer Note 44)

(12.25)

(17.70)

Closing Balance**586.66****561.23****Balance with Employee Benefit Trust (Refer Note 45)**

Opening Balance

(9.58)

(12.96)

Amount Received during the Year

0.62

3.38

Closing Balance**(8.96)****(9.58)****671.22****645.17****Nature and Purpose of Each Reserve****Securities Premium**

Securities premium is used to record premium received on issue of shares. The reserve may be utilised in accordance with the provisions of the Act.

General Reserve

Under the erstwhile Companies Act 1956, a general reserve was created through an annual transfer of net profits at a specified percentage in accordance with applicable regulations. Consequent to the introduction of the Act, the requirement to mandatory transfer a specified percentage of net profit to general reserve has been withdrawn though the Company may transfer such percentage of its profits for the financial year as it may consider appropriate. Declaration of dividends out of such reserve shall not be made except in accordance with rules prescribed in this behalf under the Act.

Note 15**LEASE LIABILITIES****A. Non Current**

Lease Liabilities

0.69

-

0.69**-****B. Current**

Lease Liabilities

0.54

-

0.54**-**

NOTES TO STANDALONE FINANCIAL STATEMENTS AS AT AND FOR THE YEAR ENDED 31ST MARCH, 2020

(All amounts in Rs. Crores, unless otherwise stated)

	<u>As at 31st March, 2020</u>	<u>As at 31st March, 2019</u>
Note 16		
OTHER FINANCIAL LIABILITIES		
A. Non-current		
Security Deposit Received (in the course of Business)		
From Related Party (Refer Note 40)	0.03	0.03
From Others	21.14	20.18
	<u>21.17</u>	<u>20.21</u>
B. Current		
Unpaid Dividend	1.89	1.88
Payable to Employees	0.28	0.27
	<u>2.17</u>	<u>2.15</u>
Note 17		
PROVISIONS		
A. Non-current		
Provision for Employee Benefits	27.05	22.10
	<u>27.05</u>	<u>22.10</u>
B. Current		
Provision for Employee Benefits	5.07	2.48
Provision for Dismantling of Assets	0.90	0.90
	<u>5.97</u>	<u>3.38</u>
Note 18		
DEFERRED TAX LIABILITIES (NET)		
Deferred Tax Liabilities		
Property, Plant and Equipment / Intangible Assets / Investment Properties	8.29	10.36
Right-of-Use Assets	0.30	-
Deferred Employee Cost	0.02	0.03
Gross Deferred Tax Liabilities	<u>8.61</u>	<u>10.39</u>
Deferred Tax Assets		
Provision for Employee Benefits	4.69	4.98
Provision for Doubtful Debts, Advances and Deposits	1.05	1.42
Dismantling of Assets	0.22	0.31
Lease Liabilities	0.31	-
Gross Deferred Tax Assets	<u>6.27</u>	<u>6.71</u>
Deferred Tax Liabilities (Net)	<u>2.34</u>	<u>3.68</u>
Refer Note 32 for movement in Deferred Tax (Assets) / Liabilities.		
Note 19		
TRADE PAYABLES		
Total Outstanding Dues of Micro and Small Enterprises (Refer Note 38)	3.49	5.52
Total Outstanding Dues of Creditors other than Micro and Small Enterprises		
Dues to Related Parties (Refer Note 40)	21.15	24.67
Dues to Others	102.57	112.72
	<u>127.21</u>	<u>142.91</u>
Trade payables are non-interest bearing and normally settled within 60 days term. Refer Note 43 for information about liquidity risk and market risk on trade payables.		
Note 20		
OTHER CURRENT LIABILITIES		
Contract Liabilities (Refer Note 39)	3.99	2.40
Other Liabilities (Duties, Taxes, etc.)	7.99	9.07
	<u>11.98</u>	<u>11.47</u>

NOTES TO STANDALONE FINANCIAL STATEMENTS AS AT AND FOR THE YEAR ENDED 31ST MARCH, 2020

(All amounts in Rs. Crores, unless otherwise stated)

	Year Ended 31st March, 2020	Year Ended 31st March, 2019
Note 21		
REVENUE FROM OPERATIONS		
Revenue from Contracts with Customers		
Sale of Goods	1,125.44	1,191.23
Other Operating Revenue	1.84	2.11
Revenue from Continuing Operations	<u>1,127.28</u>	<u>1,193.34</u>
Reconciliation of Revenue Recognized with Contract Price:		
Contract Price	1,178.98	1,246.84
Adjustments for Schemes and Discounts	51.70	53.50
Revenue from Continuing Operations	<u>1,127.28</u>	<u>1,193.34</u>
Note 22		
OTHER INCOME		
Interest Income		
Fixed Deposits with Banks	12.24	12.19
Others	1.63	0.05
Dividend Income	14.39	13.09
Other Non-operating Income		
Liabilities No Longer Required Written Back	0.30	2.11
Provision for Tax Relating to Earlier Year Written Back	0.02	-
Provision for Diminution in Value of Investment Written Back	-	3.24
Provision for Doubtful Debts Written Back	0.26	0.62
Rent Income (Refer Note 36)	0.38	0.35
Net Gain on Disposal of Property, Plant and Equipment	-	0.07
Miscellaneous Income	3.66	3.71
	<u>32.88</u>	<u>35.43</u>
Note 23		
COST OF MATERIALS CONSUMED		
Raw Materials (including Packing Materials)		
Opening Stock	86.45	87.43
Add: Purchased during the Year	580.35	660.57
Less: Closing Stock	81.54	86.45
	<u>585.26</u>	<u>661.55</u>
Note 24		
PURCHASES OF STOCK-IN-TRADE		
Purchases of Stock-in-Trade	29.39	31.12
	<u>29.39</u>	<u>31.12</u>
Note 25		
CHANGES IN INVENTORIES OF FINISHED GOODS AND STOCK-IN-TRADE		
Opening Stock*		
Finished Goods	79.94	78.83
	<u>79.94</u>	<u>78.83</u>
Closing Stock		
Finished Goods	96.42	79.94
Stock-in Trade	1.57	-
	<u>97.99</u>	<u>79.94</u>
	<u>(18.05)</u>	<u>(1.11)</u>

*There was no balance of Stock-in-Trade as on March 31, 2019 and March 31, 2018.

NOTES TO STANDALONE FINANCIAL STATEMENTS AS AT AND FOR THE YEAR ENDED 31ST MARCH, 2020

(All amounts in Rs. Crores, unless otherwise stated)

	Year Ended 31st March, 2020	Year Ended 31st March, 2019
Note 26		
EMPLOYEE BENEFITS EXPENSE		
Salaries, Wages and Bonus	68.95	63.51
Contribution to Provident and Other Funds (Refer Note 41)	4.80	4.42
Employee Retirement Benefits (Refer Note 41)	2.57	2.33
Staff Welfare Expenses	3.77	3.22
	<u>80.09</u>	<u>73.48</u>
Note 26.1		
Employee Benefits Expenses includes expenditure towards Research and Development in the current year of Rs. 1.62 Crores. Also refer Note 29.		
Note 27		
FINANCE COSTS		
Interest Expense on Financial Liabilities at Amortised Cost-Security Deposits	1.36	1.33
Lease Liabilities (Refer note 36)	0.10	-
	<u>1.46</u>	<u>1.33</u>
Note 28		
DEPRECIATION AND AMORTISATION EXPENSE		
Depreciation on Property, Plant and Equipment (Refer Note 3.1)	8.71	7.92
Depreciation on Right-of-Use Asset (Refer Note 3.2)	0.48	-
Depreciation on Investment Properties (Refer Note 3.4)	0.03	0.12
Amortisation of Intangible Assets (Refer Note 3.5)	0.14	0.25
	<u>9.36</u>	<u>8.29</u>
NOTE 29		
OTHER EXPENSES		
Repairs- Buildings	1.05	0.61
Repairs- Machinery	3.04	2.96
Repairs- Others	1.19	0.83
Rent (Refer Note 36)	6.20	7.19
Rates and Taxes	0.89	0.82
Consumption of Stores and Spare Parts	0.93	0.72
Commission	1.06	0.19
Power and Fuel	2.95	3.37
Insurance	2.69	2.66
Freight and Cartage	34.17	34.46
Travelling and Conveyance	5.95	5.86
Advertising Expenses	18.65	22.12
Selling and Marketing Expenses	22.43	21.50
Directors' Fees	0.14	0.16
Provision for Doubtful Deposits	-	0.02
Provision for Doubtful Debts	0.39	0.40
Provision for Diminution in Value of Investments (Net of Reversal of Provision for Doubtful Advance for Investment of Rs. 3.91 crores in earlier year)	11.97	8.40
Provision for Doubtful Advances against Investment in Equity	-	3.91
Net Loss on Disposal of Property, Plant and Equipment	0.10	-
Royalty	1.19	1.12
Franchisee Fees	198.01	173.71
Depot Operating Expenses	3.54	4.04
Research and Development Expenditure (Also refer Note 26.1)	0.20	1.70
Expenditure towards Corporate Social Responsibility Activities (Refer Note 30)	3.01	0.61
Payment to Auditors (As Auditor)		
Audit Fees	0.24	0.16
Certification and Other Matters	0.16	0.13
Reimbursement of Expenses	0.02	0.02
Miscellaneous Expenses	9.85	9.48
	<u>330.02</u>	<u>307.15</u>

NOTES TO STANDALONE FINANCIAL STATEMENTS AS AT AND FOR THE YEAR ENDED 31ST MARCH, 2020

(All amounts in Rs. Crores, unless otherwise stated)

	Year ended 31st March, 2020	Year ended 31st March, 2019
Note 30		
CORPORATE SOCIAL RESPONSIBILITY EXPENDITURE		
Expenditure related to Corporate Social Responsibility as per Section 135 of the Act read with Schedule VII thereof:		
i. Gross Amount required to be spent by the Company during the year	2.96	2.86
ii. Amount spent during the year		
a) Construction/acquisition of any assets	0.14	-
b) On purposes other than (a) above	2.87	0.61
iii. Break-up of various heads of expenses incurred during the year:		
Contribution to trusts / institutions	2.48	-
Rent	0.12	0.16
Other	0.41	0.45
Total	<u>3.01</u>	<u>0.61</u>
Note 31		
INCOME TAX EXPENSE		
(a) Income Tax Expense Recognised in Profit or Loss		
Current Tax		
Current Tax on Profits for the Year	37.04	49.50
Adjustment for Current Tax of Earlier Years	0.58	-
Total Current Tax Expense	<u>37.62</u>	<u>49.50</u>
Deferred Tax		
Origination / (Reversal) of Temporary Differences	(1.75)	0.74
Adjustment for Change in Tax Rate	1.03	-
Total Deferred Tax Expense / (Benefit)	<u>(0.72)</u>	<u>0.74</u>
Total Income Tax Expense Recognised in Profit or Loss	<u>36.90</u>	<u>50.24</u>
(b) Income Tax Expense Recognised in Other Comprehensive Income		
Current Tax		
Remeasurements of Post Employment Defined Benefit Plans	(0.59)	-
Deferred Tax		
Remeasurement of Post Employment Defined Benefit Plans.	(0.62)	(0.49)
Total Income Tax Expense Recognised in Other Comprehensive Income	<u>(1.21)</u>	<u>(0.49)</u>
(c) Numerical Reconciliation of Income Tax Expense to Prima Facie Tax Payable		
Profit before Income Tax Expense	142.63	146.96
Enacted Statutory Income Tax Rate in India Applicable to the Company	25.168%	34.944%
Computed Expected Income Tax Expense	35.90	51.35
Adjustments:		
Impact of Change in Tax Rate	1.03	-
Income Exempt from Tax	(2.37)	(3.01)
Dividend Income Chargeable at Special Rates	(0.38)	(0.78)
Expenses Disallowed in Tax	2.28	2.79
Others	(0.14)	(0.11)
	<u>36.32</u>	<u>50.24</u>
Adjustment for Current Tax of Earlier Years	0.58	-
Total Income Tax Expense	<u>36.90</u>	<u>50.24</u>

The applicable Indian statutory income tax rate for the year ended 31st March, 2020 was 25.168% (Previous Year: 34.944%). During the year ended 31st March, 2020, the Company has recognised deferred tax credit of Rs. 1.03 Crores on account of change in substantially enacted future tax rate from 34.944% to 25.168% as per The Taxation Laws (Amended) Act, 2019.

NOTES TO STANDALONE FINANCIAL STATEMENTS AS AT AND FOR THE YEAR ENDED 31ST MARCH, 2020

(All amounts in Rs. Crores, unless otherwise stated)

Note 32**DEFERRED TAX ASSETS/LIABILITIES**

Movement in Deferred Tax (Assets)/ Liabilities

Particulars	Property, Plant and Equipment/ Intangible Assets/ Investment Properties	Right-of-Use Assets	Deferred Employee Cost	Provision for Employee Benefits	Provision for Doubtful Debts, Advances and Deposits	Provision for Dismantling of Assets	Lease Liabilities	Total
As at 1st April, 2018	10.00	-	0.03	(4.80)	(1.49)	(0.31)	-	3.43
Charged/(Credited):								
- to Profit or Loss	0.36	-	* 0.00	0.31	0.07	-	-	0.74
- to Other Comprehensive Income	-	-	-	(0.49)	-	-	-	(0.49)
As at 31st March, 2019	10.36	-	0.03	(4.98)	(1.42)	(0.31)	-	3.68
Charged/(Credited):								
- to Profit or Loss	(2.07)	0.30	(0.01)	0.91	0.37	0.09	(0.31)	(0.72)
- to Other Comprehensive Income	-	-	-	(0.62)	-	-	-	(0.62)
As at 31st March, 2020	8.29	0.30	0.02	(4.69)	(1.05)	(0.22)	(0.31)	2.34

* Amount are below the rounding off norm adopted by the Company.

Note 33**EARNINGS PER EQUITY SHARE**

Particulars	Year ended 31st March, 2020	Year ended 31st March, 2019
(A) Basic		
(i) Number of Equity Shares at the Beginning of the Year*	3,398,972	3,398,972
(ii) Number of Equity Shares at the End of the Year *	3,398,972	3,398,972
(iii) Weighted Average Number of Equity Shares Outstanding during the Year *	3,398,972	3,398,972
(iv) Face Value of Each Equity Share (Rs.)	5.00	5.00
(v) Profit after Tax Available for Equity Shareholders Profit for the Year	105.73	96.72
(vi) Earnings Per Equity Share (Rs.) [(v)/(iii)]	311.06	284.56
(B) Diluted		
(i) Dilutive Potential Equity Shares	-	-
(ii) Earnings Per Equity Share (Rs.) [Same as (A)(vi) above]	311.06	284.56

* Net of 85,828 Equity Shares held by Employee Benefit Trust (Refer Note 45)

NOTES TO STANDALONE FINANCIAL STATEMENTS AS AT AND FOR THE YEAR ENDED 31ST MARCH, 2020

(All amounts in Rs. Crores, unless otherwise stated)

Note 34

CONTINGENT LIABILITIES

Particulars	As at 31st March, 2020	As at 31st March, 2019
(a) Claims against the Company Not Acknowledged as Debt		
-Taxes, Duties and Other Demands (under appeals/ dispute)		
Income Tax	0.23	0.93
Sales Tax / Value Added Tax / Goods and Services Tax	6.02	5.91
Excise Duty	13.67	13.72
Navi Mumbai Municipal Corporation Cess	1.41	1.41
Other Matters	0.52	0.46
In respect of above contingent liabilities, it is not practicable for the Company to estimate the timings of cash outflows, if any, pending resolution of the respective proceedings. The Company does not expect any reimbursements in respect of above.		
(b) Guarantees excluding Financial Guarantees		
Bank Guarantees	0.07	0.01

Note 35

COMMITMENTS

Particulars	As at 31st March, 2020	As at 31st March, 2019
(a) Estimated amount of contracts remaining to be executed on capital account and not provided for (Net of Advances)	1.73	10.48
(b) Corporate Guarantees given to Banks against financial facilities availed by subsidiaries	34.91	32.48

Note 36

Leases

Particulars	Year ended 31st March, 2020	Year ended 31st March, 2019
Company as Lessee		
The Company leases offices, depots, and storage tanks. Rental contracts are typically made for fixed periods of 11 months to 3 years, but may have extension options as described below.		
(i) Amounts recognised in the statement of profit and loss		
Other Expenses		
Interest expense (included in finance costs) (Refer Note 27)	0.10	-
Expense relating to short-term leases (included in other expenses) (Refer Note 29)	4.93	-
Expense relating to variable leases (included in other expenses) (Refer Note 29)	1.27	-
Total cash outflow for leases (other than short term and variable leases) for the year ended 31st March, 2020 was Rs. 0.52 crores.		
(ii) Extension and Termination options		
Extension and Termination options are included in a number of buildings and depot leases across the Company. These are used to maximise operational flexibility in terms of managing the assets used in the Company's operations. The majority of extension and termination options held are exercisable on mutual consent between the Company and the respective lessor.		

NOTES TO STANDALONE FINANCIAL STATEMENTS AS AT AND FOR THE YEAR ENDED 31ST MARCH, 2020

(All amounts in Rs. Crores, unless otherwise stated)

Particulars	Year ended 31st March, 2020	Year ended 31st March, 2019
<p>Critical judgements in determining the lease term In determining the lease term, management considers all facts and circumstances that create an economic incentive to exercise an extension option, or not exercise a termination option. Extension options (or periods after termination options) are only included in the lease term if the lease is reasonably certain to be extended (or not terminated). For leases of offices, depots and storage tanks, the following factors are normally the most relevant:</p> <ul style="list-style-type: none"> • If there are significant penalties to terminate (or not extend), the Company is typically reasonably certain to extend (or not terminate). • If any leasehold improvements are expected to have a significant remaining value, the Company is typically reasonably certain to extend (or not terminate). • Otherwise, the Company considers other factors including historical lease durations and the costs and business disruption required to replace the leased asset. <p>As at 31st March 2020, potential future cash outflows of Rs. 2.28 crores (undiscounted) have not been included in the lease liability because it is not reasonably certain that the leases will be extended (or not terminated). The lease term is reassessed if an option is actually exercised (or not exercised) or the Company becomes obliged to exercise (or not exercise) it. The assessment of reasonable certainty is only revised if a significant event or a significant change in circumstances occurs, which affects this assessment, and that is within the control of the lessee. During the current financial year, no extension or termination options in lease agreements were exercised.</p> <p>Company as Lessor The Company has leased out certain buildings on operating leases. The lease term is for 1-5 years and thereafter renewable. There is escalation clause in the lease agreements. The rent is not based on any contingencies. There are no restrictions imposed by lease arrangements. The leases are cancellable. Lease payments received for the year (Recognised as Rent Income in Note 22)</p>	0.38	0.35

Note 37**CHANGES IN ACCOUNTING POLICIES****Impact on the financial statements – Lessee**

The Company has adopted Ind AS 116 retrospectively from 1st April, 2019, but has not restated comparatives for year ended 31st March 2019, as permitted under the specific transition provisions in the standard. The reclassifications and the adjustments arising from the new leasing rules are therefore recognised in the opening balance sheet on 1st April, 2019. The new accounting policies are disclosed in note 2.7.

(i) Practical expedients applied

In applying Ind AS 116 for the first time, the Company has used the following practical expedients permitted by the standard:

- accounting for operating leases with a remaining lease term of less than 12 months as at 1st April, 2019 as short-term leases, and
- using hindsight in determining the lease term where the contract contains options to extend or terminate the lease.

(ii) Measurement of Lease Liabilities

There were no lease liabilities recognized as on the transition date as there were no contracts qualifying as leases as per the provisions of Ind AS 116 as on 1st April, 2019.

(iii) Measurement of Right-of-use Assets

Prepaid payments with respect to Leasehold Land has been reclassified under Right-of-Use Assets, which were measured on a retrospective basis as if the new rules had always been applied. There were no other contracts qualifying as leases as per Ind AS 116 as on 1st April, 2019.

NOTES TO STANDALONE FINANCIAL STATEMENTS AS AT AND FOR THE YEAR ENDED 31ST MARCH, 2020

(All amounts in Rs. Crores, unless otherwise stated)

(iv) Adjustments recognised in the Balance Sheet on 1st April, 2019

The change in accounting policy affected the following items in the Balance Sheet on 1st April, 2019:

Particulars	As at 1st April, 2019
Increase in Right-of-use Assets	1.86
Decrease in Property, Plant & Equipment	1.86

Impact on the financial statements – Lessor

The Company did not need to make any adjustments to the accounting for assets held as lessor under operating leases as a result of the adoption of Ind AS 116.

Note 38**DETAILS OF DUES TO MICRO AND SMALL ENTERPRISES (MSE's)**

Particulars	As at 31st March, 2020	As at 31st March, 2019
1 The Principal amount and Interest due thereon remaining unpaid to any supplier at the end of the accounting year		
- Principal amount	3.49	5.52
- Interest due thereon	-	-
2 The amount of interest paid by the buyer in terms of Section 16 of the MSMED Act, 2006 along with the amount of the payment made to the supplier beyond the appointed day during the year		
- Principal amount	-	-
- Interest due thereon	-	-
3 The amount of interest due and payable for the period of delay in making payment (which have been paid but beyond the appointed day during the year) but without adding the interest specified under this Act		
- Principal amount	-	-
- Interest due thereon	-	-
4 The amount of interest accrued and remaining unpaid at the end of the accounting year	-	-
5 The amount of further interest remaining due and payable even in the succeeding years, until such date when the interest due on above are actually paid to the small enterprise for the purpose of disallowance as a deductible expenditure under Section 23 of the MSMED Act, 2006.	-	-
The above particulars, as applicable, have been given in respect of MSE's to the extent they could be identified on the basis of the information available with the Company.		

Note 39**REVENUE RECOGNISED IN RELATION TO CONTRACT LIABILITIES**

Particulars	Year ended 31st March, 2020	As at 31st March, 2019
Revenue recognised during the year that was included in the contract liability balance at the beginning of the year	1.20	1.42

NOTES TO STANDALONE FINANCIAL STATEMENTS AS AT AND FOR THE YEAR ENDED 31ST MARCH, 2020

(All amounts in Rs. Crores, unless otherwise stated)

Note 40

RELATED PARTY DISCLOSURES

A. List of Related Parties

Name of Related Parties	Nature of Relationship
(I) Entities having Significant Influence over the Company	
Andrew Yule & Company Limited Standard Greases and Specialities Private Limited	Company is an Associate of the Entity Company is an Associate of the Entity
(II) Entities where Control Exists	
Veedol International Limited, United Kingdom Veedol International DMCC, Dubai Veedol International BV, The Netherlands Veedol UK Limited (formerly Price Thomas Holdings Limited), United Kingdom Veedol Deutschland GmbH, Germany Veedol International Americas Inc., Canada Granville Oil & Chemicals Ltd, United Kingdom JX Nippon TWO Lubricants India Private Limited, India	Wholly Owned Subsidiary Wholly Owned Subsidiary Wholly Owned Subsidiary upto 31st December, 2019, thereafter liquidated Wholly Owned Subsidiary Wholly Owned Subsidiary Wholly Owned Subsidiary of Veedol International Limited Wholly Owned Subsidiary of Veedol UK Limited Joint Venture
(III) Key Management Personnel (KMP)	
Shri Rajendra Nath Ghosal Shri Supratik Basu Shri Saptarshi Ganguli	Managing Director Group Chief Financial Officer Company Secretary
(IV) Additional KMP as per Ind AS 24	
Shri Debasis Jana Shri Pravin Agrawal (upto 19th July, 2019) Shri Subir Roy Choudhury Shri Vinod Somalal Vyas Shri Subir Das Smt Nayantara Palchoudhuri Shri Sundareshan Sthanunathan Shri Ashim Mukherjee (upto 30th March, 2020) Shri Bhaskar Jyoti Mahanta (upto 30th April, 2018) Shri Amit Varadan (from 13th August, 2019 to 29th August, 2019 and then reappointed on 14th November, 2019) Shri D.S. Chandavarkar Shri P.Y. Gurav Shri P.S. Bhattacharyya	Chairman Non Executive Director Non Executive Director Non Executive Director Non Executive Director Non Executive Director Non Executive Director Non Executive Director Non Executive Director Non Executive Director Non Executive Director Non Executive Director Non Executive Director
(V) Post Employment Benefit Plans/Other Benefit Plans (PEBP/OBP)	
Tide Water Oil Company (India) Limited Employee Benefit Trust Tide Water Oil Company India Limited Employees Gratuity Fund Tide Water Oil Co. (India) Ltd. Superannuation Trust	Employment Benefit Plan Trust Post Employment Benefit Plan Trust Post Employment Benefit Plan Trust
(VI) Others with whom Transactions have taken place during the Year	
Hooghly Printing Co. Ltd. Shri Saurav Ghosal	Wholly Owned Subsidiary of Andrew Yule & Company Limited Relative of Shri Rajendra Nath Ghosal

NOTES TO STANDALONE FINANCIAL STATEMENTS AS AT AND FOR THE YEAR ENDED 31ST MARCH, 2020

(All amounts in Rs. Crores, unless otherwise stated)

B. Particulars of Transactions with Related Parties (other than KMP and PEBP/ OBP) during the Year and Balance Outstanding at Year-end

Sl No.	Nature of Transaction	Year ended 31st March, 2020			Year ended 31st March, 2019		
		Entities having Significant Influence over the Company	Entities where Control Exists	Other Related Parties	Entities having Significant Influence over the Company	Entities where Control Exists	Other Related Parties
Transactions during the Year:							
1	Sports Sponsorship for National Squash Champion & Arjuna Awardee Shri Saurav Ghosal	-	-	0.06	-	-	0.06
2	Purchase of Goods Andrew Yule & Company Limited Standard Greases and Specialities Private Limited	0.01 146.41	- -	- -	0.02 173.46	- -	- -
3	Rent Received JX Nippon TWO Lubricants India Private Limited	-	0.01	-	-	0.01	-
4	Franchisee Fees JX Nippon TWO Lubricants India Private Limited	-	233.65	-	-	204.99	-
5	Dividend Paid Andrew Yule & Company Limited Standard Greases and Specialities Private Limited	16.91 18.92	- -	- -	23.77 26.59	- -	- -
6	Rent Paid Andrew Yule & Company Limited	2.97	-	-	2.97	-	-
7	Royalty Paid Veedol International Limited	-	0.41	-	-	0.37	-
8	CSR Expenditure (Rent Paid) Andrew Yule & Company Limited	0.14	-	-	0.14	-	-
9	Guarantee Charges Recovered Veedol Deutschland GmbH	-	0.29	-	-	0.40	-
10	Expenses Recovered Veedol Deutschland GmbH Veedol International DMCC Veedol International Limited JX Nippon TWO Lubricants India Private Limited	- - - -	0.01 0.03 0.77 0.07	- - - -	- - - -	- - - -	- - - -
11	Reimbursement of Expenses Andrew Yule & Company Limited	2.59	-	-	4.80	-	-
12	Security Deposit Paid JX Nippon TWO Lubricants India Private Limited	-	0.50	-	-	-	-
13	Provision against Investment Written Back (net of Investments written off) Veedol International BV	-	-	-	-	3.24	-
14	Investments Made (including Advances converted into Investments during the year) Veedol International Limited Veedol Deutschland GmbH	- -	1.27 15.88	- -	- -	- 12.23	- -
15	Provision against Investment (Net of Reversal of Provision for Doubtful Advance for Investment) Veedol Deutschland GmbH	-	11.97	-	-	8.40	-
16	Advance for Investment in Equity Veedol Deutschland GmbH	-	-	-	-	3.91	-
17	Provision against Advance for Investment Veedol Deutschland GmbH	-	-	-	-	3.91	-
18	Dividend Received JX Nippon TWO Lubricants India Private Limited Veedol International BV Veedol UK Limited (formerly Price Thomas Holdings Limited)	- - -	9.44 0.27 4.68	- - -	- - -	8.60 - 4.49	- - -
19	Sale of Goods Andrew Yule & Company Limited Veedol International Americas Inc. JX Nippon TWO Lubricants India Private Limited	0.18 - -	- 2.53 11.98	- - -	0.22 - -	- 1.49 10.59	- - -
20	Sale of Assets JX Nippon TWO Lubricants India Private Limited	-	-	-	-	0.31	-
21	Commission Paid Veedol International DMCC	-	0.31	-	-	0.32	-
22	Interest Expense Andrew Yule & Company Limited	* 0.00	-	-	* 0.00	-	-

Note: The above figures are inclusive of taxes, where applicable.

* Amounts are below the rounding off norm adopted by the Company

NOTES TO STANDALONE FINANCIAL STATEMENTS AS AT AND FOR THE YEAR ENDED 31ST MARCH, 2020

(All amounts in Rs. Crores, unless otherwise stated)

Sl No.	Nature of Transaction	Year ended 31st March, 2020			Year ended 31st March, 2019		
		Entities having Significant Influence over the Company	Entities where Control Exists	Other Related Parties	Entities having Significant Influence over the Company	Entities where Control Exists	Other Related Parties
Balances Outstanding at Year-end:							
1	Investments (Net of Provision)						
	Veedol International Limited	-	57.41	-	-	56.14	-
	Veedol International DMCC	-	3.17	-	-	3.17	-
	Veedol UK Limited (formerly Price Thomas Holdings Ltd)	-	95.14	-	-	95.14	-
	JX Nippon TWO Lubricants India Private Limited	-	59.41	-	-	59.41	-
2	Trade Receivables						
	Andrew Yule & Company Limited	0.15	-	-	0.19	-	-
	Veedol International Americas Inc.	-	0.63	-	-	0.50	-
	JX Nippon TWO Lubricants India Private Limited	-	1.05	-	-	1.29	-
3	Other Financial Assets (Net of Provision)						
	Veedol International Limited	-	* 0.00	-	-	0.01	-
	Veedol Deutschland GmbH	-	0.01	-	-	-	-
	Veedol International DMCC	-	0.01	-	-	-	-
4	Other Assets						
	Hooghly Printing Co. Ltd.	-	-	0.50	-	-	0.57
5	Trade Payables						
	Andrew Yule & Company Limited	0.01	-	-	0.01	-	-
	Standard Greases and Specialities Private Limited	7.22	-	-	6.03	-	-
	Veedol International Limited	-	0.10	-	-	0.10	-
	Veedol International DMCC	-	0.14	-	-	0.18	-
	JX Nippon TWO Lubricants India Private Limited	-	13.68	-	-	18.35	-
6	Other Financial Liabilities						
	Andrew Yule & Company Limited	0.03	-	-	0.03	-	-
7	Corporate Guarantees on behalf of:						
	Veedol International DMCC	-	7.70	-	-	7.06	-
	Veedol Deutschland GmbH	-	27.21	-	-	25.42	-

* Amounts are below the rounding off norm adopted by the Company

C. Transactions with Key Management Personnel during the Year and Balances Outstanding at Year-end

Particulars	Year Ended 31st March 2020	Year Ended 31st March 2019
Short-term Employee Benefits		
Shri Rajendra Nath Ghosal	0.73	0.65
Shri Supratik Basu	0.52	0.48
Shri Saptarshi Ganguli	0.21	0.19
Contribution to Defined Contribution Plans		
Shri Rajendra Nath Ghosal	0.05	0.05
Shri Supratik Basu	0.04	0.04
Shri Saptarshi Ganguli	0.02	0.02

NOTES TO STANDALONE FINANCIAL STATEMENTS AS AT AND FOR THE YEAR ENDED 31ST MARCH, 2020

(All amounts in Rs. Crores, unless otherwise stated)

Particulars	Year Ended 31st March 2020	Year Ended 31st March 2019
Contribution to Post Employment Benefits and Other Long Term Benefits @		
Shri Rajendra Nath Ghosal	0.11	-
Shri Supratik Basu	0.11	-
Shri Saptarshi Ganguli	0.05	-
Sitting Fees		
Shri Debasis Jana ^	0.01	0.02
Shri Vinod Somalal Vyas #	0.01	0.01
Shri D.S. Chandavarkar #	0.01	0.01
Shri Subir Roy Choudhury	0.02	0.02
Shri Subir Das	0.02	0.02
Smt Nayantara Palchoudhuri	0.01	0.01
Shri Sundareshan Sthanunathan	0.02	0.02
Shri Ashim Mukherjee	0.02	0.02
Shri P.S. Bhattacharyya	0.01	0.01
Shri P.Y. Gurav	0.01	0.02

@ No separate valuation was done for Key Managerial Personnel in respect to Post Employment Benefits and Other Long Term Benefits during the year ended 31st March, 2019. The same was included in Note 41: Employee Benefits.

Paid to Standard Greases and Specialities Private Limited

^ Paid to Andrew Yule & Company Limited

D. Post Employment Benefit Plans/Other Benefit Plans

Particulars	Nature of Transaction	Year Ended 31st March 2020	Year Ended 31st March 2019
Transactions during the Year:			
Tide Water Oil Company (India) Limited Employee Benefit Trust	Amount Received	0.62	3.38
Tide Water Oil Company (India) Limited Employee Benefit Trust	Interest Received	0.32	-
Tide Water Oil Company (India) Limited Employee Benefit Trust	Dividend Paid	1.59	2.23
Tide Water Oil Company India Limited Employees Gratuity Fund	Contribution	2.07	3.49
Tide Water Oil Co. (India) Ltd. Superannuation Trust	Contribution	0.58	0.64
Balance Outstanding at Year-end:			
Tide Water Oil Company (India) Limited Employee Benefit Trust	Debit Balance in Share Capital & Other Equity (Refer Note 45)	9.00	9.62

E. Terms and Conditions of Transactions with Related Parties:

- 1 Remuneration was paid as per service contract.
- 2 Sitting Fees to Directors and sports sponsorship were paid as per Board Resolution.
- 3 Transactions relating to payment of dividend was on same terms and conditions that applied to other shareholders.
- 4 All other transactions were made on normal commercial terms and conditions and at market rates.
- 5 All outstanding balances are unsecured and are repayable in cash.

Note 41**EMPLOYEE BENEFITS:****(I) Post Employment Obligations - Defined Contribution Plans**

The Company has certain Defined Contribution Plans viz. Provident Fund and Superannuation Fund. Contributions are made to Provident Fund in India for employees at the rate of 12% of basic salary as per regulations. The contributions are made to registered Employees' Provident Fund Organisation (EPFO) administered by the

NOTES TO STANDALONE FINANCIAL STATEMENTS AS AT AND FOR THE YEAR ENDED 31ST MARCH, 2020

(All amounts in Rs. Crores, unless otherwise stated)

government. Contributions to Superannuation Fund are made at a rate not exceeding 4.87% of Basic and Dearness Allowance of the members of superannuation plan. The obligation of the Company is limited to the amount contributed and it has no further contractual nor any constructive obligation.

During the year, an amount of Rs. 4.80 Crores (Previous Year: Rs. 4.42 Crores) has been recognised as expenditure towards defined contribution plans of the Company.

(II) Post Employment Obligations - Defined Benefit Plans**(A) Gratuity (funded)**

The Company has an obligation towards gratuity, a defined benefit retirement plan covering eligible employees as per Payment of Gratuity Act, 1972. The plan provides for a lump sum payment to vested employees at retirement, death while in employment or on termination of employment of an amount as per Payment of Gratuity Act, 1972 (as amended). Vesting occurs upon completion of five years of service. The plan is being managed by a separate Trust created for the purpose and obligations of the Company is to make contribution to the Trust based on actuarial valuation. Liabilities with regard to the Gratuity Plan are determined by actuarial valuation as set out in Note 2.17(ii), based upon which, the Company makes contribution to the Employees' Gratuity Fund.

(B) Post-retirement Medical Scheme

Under this scheme, certain categories of employees of the Company get medical benefits subject to certain limits of amount and types of benefits depending on their grade at the time of retirement. The liability for post-retirement medical scheme is determined on the basis of year-end actuarial valuation. The scheme is unfunded.

The following table sets forth the particulars in respect of the Gratuity Plan (Funded) and Medical (Unfunded) of the Company for the years ended 31st March 2020 and 31st March 2019:

Particulars	Year ended 31st March, 2020		Year ended 31st March, 2019	
	Gratuity	Medical	Gratuity	Medical
(a) Reconciliation of Opening and Closing Balances of the Present Value of the Defined Benefit Obligation:				
Present Value of Obligation at the Beginning of the Year	21.24	10.29	18.39	9.06
Current Service Cost	1.41	0.59	1.18	0.41
Interest Cost	1.50	0.76	1.37	0.69
Remeasurement Losses				
Actuarial (Gains)/Losses arising from Changes in Financial Assumptions	1.49	1.37	0.37	0.30
Actuarial (Gains)/Losses arising from Changes in Demographic Assumptions	(0.01)	0.02	-	-
Actuarial (Gains)/Losses arising from Changes in Experience Adjustments	0.99	0.95	0.67	0.08
Past Service Cost	-	(0.19)	-	-
Benefits Paid	(1.51)	(0.28)	(0.74)	(0.25)
Present Value of Obligation at the End of the Year	25.11	13.51	21.24	10.29
(b) Reconciliation of the Opening and Closing Balances of the Fair Value of Plan Assets:				
Fair Value of Plan Assets at the Beginning of the Year	20.09		16.02	
Interest Income	1.50		1.32	
Return on Plan Assets (excluding Amount included in Interest Income)	0.02		-	
Contributions	2.08		3.49	
Benefits Paid	(1.51)		(0.74)	
Fair Value of Plan Assets at the End of the Year	22.18		20.09	

NOTES TO STANDALONE FINANCIAL STATEMENTS AS AT AND FOR THE YEAR ENDED 31ST MARCH, 2020

(All amounts in Rs. Crores, unless otherwise stated)

Particulars	Year ended 31st March, 2020		Year ended 31st March, 2019	
	Gratuity	Medical	Gratuity	Medical
(c) Reconciliation of the Present Value of the Defined Benefit Obligation and the Fair Value of Plan Assets:				
Present Value of Obligation at the End of the Year	25.11		21.24	
Fair Value of Plan Assets at the End of the Year	22.18		20.09	
Liabilities Recognised in the Balance Sheet	2.93		1.15	
(d) Actual Return on Plan Assets	1.52		1.32	
(e) Expense Recognised in Other Comprehensive Income:				
Remeasurements (Gains)/ Losses	2.45	2.34	1.04	0.38
(f) Expense Recognised in the Statement of Profit and Loss:				
Current Service Cost	1.41	0.59	1.18	0.41
Past Service Cost	-	(0.19)	-	-
Net Interest Cost	0.01	0.75	0.05	0.69
Total Expense Recognised under 'Employee Retirement Benefits' in Note 26.	1.42	1.15	1.23	1.10
(g) Category of Plan Assets				
Defined Benefit Plan - Gratuity is wholly funded with Life Insurance Corporation of India.				
(h) Maturity Profile of Defined Benefit Obligation				
Within 1 Year	2.33	0.45	1.68	0.29
1-2 Years	2.23	0.52	2.03	0.28
2-5 Years	9.34	2.17	7.78	0.79
Over 5 Years	11.33	4.90	11.09	1.18
(i) Principal Actuarial Assumptions:				
Discount Rate	6.40%	6.40%	7.34%	7.34%
Salary Escalation	5.00%	5.00%	5.00%	5.00%
(j) Weighted Average Duration of the Defined Benefit Obligation (in Years)	7.62	12.59	7.68	13.72

Notes:

- (a) The estimate of future salary increases takes into account: inflation, seniority, promotion and other relevant factors, such as demand and supply in the employment market.
- (b) Assumptions regarding future mortality are based on mortality tables of 'Indian Assured Lives Mortality (2012-14) Ult.' as at 31st March, 2020 and 'Indian Assured Lives Mortality (2006-2008) Ultimate' as at 31st March, 2019 published by the Institute of Actuaries of India.

NOTES TO STANDALONE FINANCIAL STATEMENTS AS AT AND FOR THE YEAR ENDED 31ST MARCH, 2020

(All amounts in Rs. Crores, unless otherwise stated)

(k) Sensitivity Analysis

Particulars	Impact on Defined Benefit Obligation with Discount Rate				Impact on Defined Benefit Obligation with Salary Escalation			
	Change in Assumption	Change in Impact	31st March, 2020	31st March, 2019	Change in Assumption	Change in Impact	31st March, 2020	31st March, 2019
Gratuity	Increase by 0.25%	Decrease by	0.41	0.35	Increase by 0.50%	Increase by	0.76	0.66
	Decrease by 0.25%	Increase by	0.43	0.36	Decrease by 0.50%	Decrease by	0.73	0.64
Medical	Increase by 0.25%	Decrease by	0.39	0.28	Increase by 1%	Increase by	* 0.00	0.10
	Decrease by 0.25%	Increase by	0.40	0.30	Decrease by 1%	Decrease by	0.01	0.10

* Amount is below the rounding off norm adopted by the Company.

The above sensitivity analyses are based on a change in an assumption while holding all other assumptions constant. In practice, this is unlikely to occur, and changes in some of the assumptions may be correlated. When calculating the sensitivity of the defined benefit obligation to significant actuarial assumptions, the same method (present value of the defined benefit obligation calculated with the projected unit credit method at the end of the reporting period) has been applied as when calculating the defined benefit liability recognised in the Balance Sheet.

The methods and types of assumptions used in preparing the sensitivity analysis did not change compared to the previous year.

(I) Expected Contribution to Post-Employment Benefit Plan (Gratuity) in the next twelve months are Rs. 4.44 Crores (Previous Year: Rs. 2.46 Crores).

(III) Leave Obligations

The Company provides for encashment of leave or leave with pay by certain categories of its employees subject to certain rules. The employees are entitled to accumulate leave subject to certain limits, for future encashment. The Company records a provision for leave obligations in the year in which the employee renders the services that increases this entitlement.

(IV) Risk Exposure

The Company is exposed to a number of risks through the defined benefit plans. The most significant of which are detailed below:-

Investment Risk:

The defined benefit plans are funded with Life Insurance Corporation of India (LICI). The Company does not have any liberty to manage the funds provided to LICI. The present value of the defined benefit plan liability is calculated using a discount rate determined by reference to the Government of India bonds. If the return on plan asset is below this rate, it will create a plan deficit.

Discount Rate Risk

The Company is exposed to the risk of fall in discount rate. A fall in discount rate will eventually increase the ultimate cost of providing the above benefit thereby increasing the value of the liability.

Demographic Risk:

In the valuation of the liability, certain demographic (mortality and attrition rates) assumptions are made. The Company is exposed to this risk to the extent of actual experience eventually being worse compared to the assumptions thereby causing an increase in the benefit cost.

Salary Growth Risk:

The present value of the defined benefit plan liability is calculated by reference to the future salaries of plan participants. An increase in the salary of the plan participants will increase the plan liability.

NOTES TO STANDALONE FINANCIAL STATEMENTS AS AT AND FOR THE YEAR ENDED 31ST MARCH, 2020

(All amounts in Rs. Crores, unless otherwise stated)

Note 42

DISCLOSURES RELATED TO FINANCIAL INSTRUMENTS

Financial Instruments by Category

	Note No.	As at 31st March, 2020		As at 31st March, 2019	
		FVOCI	Amortised Cost	FVOCI	Amortised Cost
Financial Assets					
Investments (Equity Instruments) ^	4	* 0.00	-	* 0.00	-
Loans	5	-	2.17	-	2.41
Trade Receivables	9	-	103.60	-	148.31
Cash and Cash Equivalents	10	-	28.62	-	27.22
Other Bank Balances	11	-	166.96	-	126.11
Other Financial Assets	6	-	5.11	-	5.77
Total Financial Assets		* 0.00	306.46	* 0.00	309.82
Financial Liabilities					
Trade Payables	19	-	127.21	-	142.91
Lease Liabilities	15	-	1.23	-	-
Other Financial Liabilities	16	-	23.34	-	22.36
Total Financial Liabilities		-	151.78	-	165.27

* Amounts are below the rounding off norm adopted by the Company

^ The Company has made an irrevocable election at date of transition to recognise changes in fair value of investments in equity securities which are not held for trading through OCI rather than profit or loss as the management believes that presenting fair value gains and losses relating to these investments in the Statement of Profit and Loss may not be indicative of the performance of the Company.

(i) Fair Value Hierarchy

This section explains the judgements and estimates made in determining the fair values of the financial instruments that are (a) recognised and measured at fair value and (b) measured at amortised cost and for which fair values are disclosed in the standalone financial statements. To provide an indication about the reliability of the inputs used in determining fair value, the group has classified its financial instruments into the three levels prescribed under Ind AS. An explanation of each level follows below.

Level 1

Quoted prices in an active market (level 1): This level of hierarchy includes financial assets that are measured by reference to quoted prices (unadjusted) in active markets for identical assets or liabilities.

Level 2

Valuation techniques with observable inputs (level 2): This level of hierarchy includes financial assets and liabilities, measured using inputs other than quoted prices included within level 1 that are observable for the asset or liability, either directly (i.e., as prices) or indirectly (i.e., derived from prices).

Level 3

Valuation techniques with significant unobservable inputs (level 3): This level of hierarchy includes financial assets and liabilities measured using inputs that are not based on observable market data (unobservable inputs). Fair values are determined in whole or in part, using a valuation model based on assumptions that are neither supported by prices from observable current market transactions in the same instrument nor are they based on available market data. This level

NOTES TO STANDALONE FINANCIAL STATEMENTS AS AT AND FOR THE YEAR ENDED 31ST MARCH, 2020

(All amounts in Rs. Crores, unless otherwise stated)

of hierarchy includes Company's investments in equity shares which are unquoted or for which quoted prices are not available at the reporting dates.

(ii) Valuation Technique Used to Determine Fair Value

Specific valuation techniques used to value financial instruments include:

- the use of quoted market prices or dealer quotes for similar instruments
- the fair value of the remaining financial instruments is determined using discounted cash flow analysis.

(iii) Fair Value Measurements using Significant Unobservable Inputs (Level 3)

Recognised and Measured at Fair Value - Recurring Measurements	As at 31st March, 2020	As at 31st March, 2019
Financial Assets:		
Investments at FVOCI		
Yule Financing and Leasing Co. Ltd.	-	-
WEBFIL Limited	-	-
Woodlands Multispeciality Hospital Limited	* 0.00	* 0.00

* Amounts are below the rounding off norm adopted by the Company

Note 43**FINANCIAL RISK MANAGEMENT**

The Company's activities expose it to market risk, liquidity risk and credit risk. In order to minimize effects of the identified risks, various arrangements are entered into by the Company. The following table explains the sources of risk and how the Company manages the risk in its financial statements.

Risk	Exposure arising from	Measurement	Management
Credit Risk	Cash Equivalents with Banks, Trade Receivables, Financial Assets measured at Amortised Cost	Ageing analysis and credit analysis	Credit limits and letters of credit
Liquidity Risk	Financial Liabilities	Cash flow forecasts	Credit facilities
Market Risk – Foreign Exchange	Recognised Financial Assets and Liabilities not denominated in Indian Rupee (INR)	Cash flow forecasts	Monitoring of currency movements
Market Risk – Commodity Prices	Variable Commodity Prices	Price trend	Price monitoring, sourcing policies

A) Credit Risk

The Company takes on exposure to credit risk, which is the risk that counterparty will default on its contractual obligations resulting in financial loss to the Company. Credit risk arises from cash equivalents with banks, investments carried at amortised cost, deposit with banks as well as credit exposure to customers and other parties. The maximum exposure to credit risk at the reporting date is the carrying value of each class of financial assets disclosed in Note 42.

Customer credit risk is managed by the Company through established policy and procedures and control relating to customer credit risk management. Trade receivables are non-interest bearing. The Company has a detailed review mechanism of overdue customer receivables at various levels within organisation to ensure proper attention and focus for realisation. Trade receivables are consisting of a large number of customers. Where credit risk is high, trade receivables are backed by security deposits.

The Company uses specific identification method in determining the allowances for credit losses of trade receivables considering historical credit loss experience and is adjusted for forward looking information. Receivables are deemed to be past due or impaired with reference to the Company's normal terms and conditions of business. These terms and conditions are determined on a case to case basis with reference to the customer's credit quality and prevailing market conditions.

NOTES TO STANDALONE FINANCIAL STATEMENTS AS AT AND FOR THE YEAR ENDED 31ST MARCH, 2020

(All amounts in Rs. Crores, unless otherwise stated)

Credit risk from balances with banks, deposits, etc is managed by the Company's finance department. Investments of surplus funds are made only with approved counterparties in accordance with the Company's policy. None of the Company's cash equivalents with banks, deposits, investments and other receivables were past due or impaired as at 31st March, 2020 and 31st March, 2019.

Reconciliation of provisions for doubtful debts has been provided as under:

Particulars	Year ended 31st March, 2020	Year ended 31st March, 2019
Provision for Doubtful Debts as at the Beginning of the Year	3.77	3.99
Provided during the Year	0.39	0.40
Written Back during the Year	0.26	0.62
Provision for Doubtful Debts as at the End of the Year	3.90	3.77

Reconciliation of provisions for doubtful advances and security deposits has been provided as under:

Particulars	Year ended 31st March, 2020	Year ended 31st March, 2019
Provision for Doubtful Advances and Security Deposits as at the Beginning of the Year	4.21	4.11
Provided during the Year (Net of Reversal)	(3.91)	0.10
Provision for Doubtful Advances and Security Deposits as at the End of the Year	0.30	4.21

B) Liquidity Risk

Liquidity risk is the risk that an entity will encounter difficulty in meeting obligations associated with financial liabilities that are settled by delivering cash or another financial asset.

Prudent risk liquidity management implies maintaining sufficient cash and cash equivalents and the availability of committed credit facilities to meet obligations when due.

Management monitors rolling forecasts of the group's liquidity position on the basis of expected cash flow. The Company has access to the following undrawn borrowing facilities at the end of the reporting period:

Particulars	Year ended 31st March, 2020	Year ended 31st March, 2019
Bank Overdraft	54.50	54.50
Letter of Credit	47.50	47.50

Bank overdraft facilities may be drawn at any time and may be terminated by the bank without notice.

The following table gives the contractual discounted cash flows following due within the time brackets as given below.

Maturity of Financial Liabilities as at 31st March, 2020:

Contractual maturities	Within 1 Year	Between 1 to 3 Years	Above 3 Years	Total
Trade Payables	127.21	-	-	127.21
Lease Liabilities	0.54	0.69	-	1.23
Other Financial Liabilities	2.17	0.21	20.96	23.34
Financial Guarantee Contracts [^]	34.91	-	-	34.91
Total	164.83	0.90	20.96	186.69

NOTES TO STANDALONE FINANCIAL STATEMENTS AS AT AND FOR THE YEAR ENDED 31ST MARCH, 2020

(All amounts in Rs. Crores, unless otherwise stated)

Maturity of Financial Liabilities as at 31st March, 2019:

Contractual maturities	Within 1 Year	Between 1 to 3 Years	Above 3 Years	Total
Trade Payables	142.91	-	-	142.91
Other Financial Liabilities	2.15	20.21	-	22.36
Financial Guarantee Contracts [^]	32.48	-	-	32.48
Total	177.54	20.21	-	197.75

[^] Based on the maximum amount that can be called for under the financial guarantee contracts.

C) Market Risk**i) Foreign Currency Risk**

The Company is exposed to foreign exchange risk arising from foreign currency transactions, primarily with regard to USD. Foreign exchange risk arises from future commercial transactions and recognized assets and liabilities denominated in a currency that is not the Company's functional currency (INR). As per the risk management policy, the gross currency movements are continually monitored. As the total exposure through currency risk directly is not material, generally forward contracts are not entered into on a regular basis.

a) The Company's exposure to foreign currency risk (unhedged) at the end of the reporting period expressed in INR is follows:

Particulars	As at 31st March, 2020			As at 31st March, 2019	
	USD	EURO	GBP	USD	GBP
Financial Assets					
Trade Receivables	1.47	-	-	1.00	-
Other Financial Assets	0.01	0.01	*0.00	1.15	-
Other Assets	2.50	-	-	-	-
Financial Liabilities					
Trade Payables	10.75	-	0.10	13.24	0.18
Net Exposure to Foreign Currency Risk (Assets - Liabilities)	(6.77)	0.01	(0.10)	(11.09)	(0.18)

(b) Sensitivity

The sensitivity of profit or loss to changes in the foreign exchange rates arises mainly from foreign currency denominated financial instruments.

	31st March, 2020	31st March, 2019
INR/USD-Increase by 7% #	(0.47)	(0.78)
INR/USD-Decrease by 7% #	0.47	0.78
INR/EURO-Increase by 7% #	*0.00	-
INR/EURO-Decrease by 7% #	*(0.00)	-
INR/GBP-Increase by 7% #	(0.01)	(0.01)
INR/GBP-Decrease by 7% #	0.01	0.01

* Amounts are below the rounding off norm adopted by the Company

Holding all other variables constant

ii) Commodity Price Risk

The Company's exposure to market risk with respect to commodity prices primarily arises from the fact that it is a purchaser of base oil. Base oil is a commodity product whose prices can fluctuate sharply over short periods of time.

NOTES TO STANDALONE FINANCIAL STATEMENTS AS AT AND FOR THE YEAR ENDED 31ST MARCH, 2020

(All amounts in Rs. Crores, unless otherwise stated)

The prices of base oil generally fluctuate in line with commodity cycles. Material purchase forms the largest portion of the Company's operating expenses. The Company evaluates and manages commodity price risk exposure through operating procedures and sourcing policies. The Company has not entered into any commodity derivative contracts. It may also be noted that there are no direct derivatives available for base oil, but there are derivatives for crude oil.

Note 44**CAPITAL MANAGEMENT****(A) Risk Management**

The Company's objectives when managing capital are to:

- a) Safeguard their ability to continue as a going concern
- b) Maintain an optimal capital structure to reduce the cost of capital.

In order to maintain or adjust the capital structure, the Company may adjust the amount of dividends paid to shareholders, return capital to shareholders or issue new shares. As on the reporting date, the Company is debt free and it is not subject to any externally imposed capital requirements.

No changes were made to the objectives, policies or processes for managing capital during the years ended 31st March, 2020 and 31st March, 2019.

(B) Dividends on Equity Shares

Particulars	Year ended 31st March, 2020	Year ended 31st March, 2019
<u>Dividend Declared and Paid during the Year</u>		
Final dividend for the year ended 31st March, 2019 of Rs. 75/- (31st March, 2018: Rs. 100/-) per fully paid share	26.13	34.85
Dividend Distribution Tax on above	4.93	7.16
Interim dividends for the year ended 31st March, 2020 of Rs. 50/- and Rs. 60/- (31st March, 2019: Rs. 75/- and Rs. 85/-) per fully paid share	38.34	55.76
Dividend Distribution Tax on above	7.32	10.54
<u>Proposed Dividend Not Recognised as at the reporting date</u>		
In addition to the above dividend, since year-end the directors of the Company have recommended the payment of a final dividend of Rs.140 /- (Previous Year: Rs. 75/-) per fully paid share. This proposed dividend is subject to the approval of shareholders in the ensuing Annual General Meeting.	48.79	26.13
Dividend Distribution Tax on above	-	4.93

Note 45**TIDE WATER OIL COMPANY (INDIA) LIMITED EMPLOYEE BENEFIT TRUST ('EMPLOYEE BENEFIT TRUST')**

The Company had instituted Tide Water Oil Co. (India) Ltd. Employee Welfare Scheme as approved by shareholders vide postal ballot dated 2nd March, 2011. Subsequent to promulgation of Securities Exchange Board of India (Share Based Employee Benefits Regulations), 2014, the shareholders vide their postal ballot resolution dated 14th January, 2016, aligned the provisions of the aforesaid scheme with that of the said regulations. The scheme had also been rechristened as Tide Water Oil Company (India) Limited Employee Benefit Scheme. No option has been granted during the year, under this scheme.

The scheme continues to be administered by an independent Trust viz., Tide Water Oil Company (India) Limited Employee Benefit Trust [erstwhile Tide Water Oil Co. (India) Ltd. Employee Welfare Trust]. The objective of the trust is acquiring shares from the secondary market and implementing the aforesaid scheme for benefit of the employees of the Company.

NOTES TO STANDALONE FINANCIAL STATEMENTS AS AT AND FOR THE YEAR ENDED 31ST MARCH, 2020

(All amounts in Rs. Crores, unless otherwise stated)

The Company had provided a loan to Employee Benefit Trust for purchasing shares of the Company, of which balance outstanding as at 31st March, 2020 was Rs. 8.96 Crores (Previous Year: Rs. 9.58 Crores), net of Rs. 0.04 Crores (Previous Year: Rs. 0.04 Crores) representing face value of 85,828 equity shares held by them as at 31st March, 2020 (Previous Year: 85,828 equity shares).

Note 46**SEGMENT INFORMATION**

The Company's reportable business segment consists of a single segment of "Lubricants" in terms of Ind AS 108.

Entity-wide Disclosures:-

(i) The Company is domiciled in India. The amount of its revenue from external customers broken down by location of the customers is shown below:

	Year ended 31st March, 2020	Year ended 31st March, 2019
India	1,107.44	1,174.85
Rest of the world	19.84	18.49
Total	1,127.28	1,193.34

(ii) All non-current assets of the Company (excluding Financial Assets) are located in India.

(iii) No customer individually accounted for more than 10% of the revenues from external customers during the years ended 31st March, 2020 and 31st March, 2019.

Note 47**IMPACT OF COVID- 19**

The Company is in the business of manufacturing and distributing lubricant oils. The Management estimates the demand for the Company's products to be lower in the short term but is not likely to have a continuing impact on the business of the Company.

The impact of the government imposed nation-wide lock down due to the Covid-19 pandemic was temporary as requisite approvals have been obtained by the Company during the end of April 2020 through May 2020 to resume its manufacturing operations across its plants. As a result of this lock down / restrictions, production in the Company's plants could not be carried out from March 23, 2020 till these approvals were obtained and consequently impacted sales and other operations. The current economic environment could temporarily result in a lower demand in FY'21 vis-a-vis FY'20. The Company has gradually ramped up its production from May / June 2020 and in view of the management, a steady increase in operational levels is expected. In light of the above, inter alia, considering the internal and external factors, the Company has made detailed assessment of its liquidity position including its cash flows, business outlook and of the recoverability and the carrying value / amount of property, plant and equipment, investment properties, intangible assets, right-of-use assets, receivables, inventories, investments and other assets as at the balance sheet date and has concluded that no material adjustments are required in these standalone financial statements.

Signatures to Notes 1 to 47

For Price Waterhouse Chartered Accountants LLP
Firm Registration Number : 012754N/N500016
Chartered Accountants

Pinaki Chowdhury
Partner
Membership No.: 57572
Place: Kolkata
Date: 24th June, 2020

For and behalf of the Board of Directors of
Tide Water Oil Co. (India) Limited

D. Jana
Chairman
DIN: 07046349

S. Basu
Group Chief Financial Officer

R. N. Ghosal
Managing Director
DIN: 00308865

S. Ganguli
Company Secretary

Independent Auditors Report-

To the Members of Tide Water Oil Co. (India) Limited

Report on the Audit of the Consolidated Financial Statements

Qualified Opinion

1. We have audited the accompanying Consolidated Financial Statements of Tide Water Oil Co. (India) Limited (hereinafter referred to as the "Holding Company") and its subsidiaries (Holding Company and its subsidiaries together referred to as "the Group"), and its joint venture (refer Note 1 to the attached Consolidated Financial Statements), which comprise the Consolidated Balance Sheet as at March 31, 2020, the Consolidated Statement of Profit and Loss (including Other Comprehensive Income), the Consolidated Statement of Changes in Equity and the Consolidated Statement of Cash Flows for the year then ended, and notes to the Consolidated Financial Statements, including a summary of significant accounting policies and other explanatory information prepared based on the relevant records (hereinafter referred to as "the Consolidated Financial Statements").
2. In our opinion and to the best of our information and according to the explanations given to us, except for the indeterminate impact of the adjustments that may have arisen had an audit been carried out of the entity referred to in the Basis for Qualified Opinion section below, the aforesaid Consolidated Financial Statements give the information required by the Companies Act, 2013 ("the Act") in the manner so required and give a true and fair view in conformity with the accounting principles generally accepted in India, of the consolidated state of affairs of the Group and its joint venture as at March 31, 2020, its consolidated total comprehensive income (comprising of profit and other comprehensive income), its consolidated changes in equity and its consolidated cash flows for the year then ended.

Basis for Qualified Opinion

3. The Consolidated Financial Statements include the Group's share of total comprehensive income (comprising of profit and other comprehensive income) of Rs. 15.67 crores for the year ended March 31, 2020 and Group's share of net assets of Rs. 75.64 crores as at March 31, 2020 in respect of one joint venture, which is unaudited and have been furnished to us by the Management. In our opinion and according to the information and explanations given to us by the Management, these financial statements/financial information are material to the Consolidated Financial Statements. The impact of adjustments, if any, had an audit been carried out of the financial statements/financial information of the joint venture as at and for the year ended March 31, 2020, is unascertainable.
4. We conducted our audit in accordance with the Standards on Auditing (SAs) specified under Section 143(10) of the Act. Our responsibilities under those Standards are further described in the Auditor's Responsibilities for the Audit of the Consolidated Financial Statements section of our report. We are independent of the Group and its joint venture in accordance with the ethical requirements that are relevant to our audit of the Consolidated Financial Statements in India in terms of the Code of Ethics issued by the Institute of Chartered Accountants of India and the relevant provisions of the Act, and we have fulfilled our other ethical responsibilities in accordance with these requirements. We believe that the audit evidence we have obtained and the audit evidence obtained by the other auditors in terms of their reports referred to in sub-paragraph 17 of the Other Matters paragraph below, other than the unaudited financial statements/financial information as certified by the Management and referred to in sub-paragraphs 18 and 19 of the Other Matters paragraph below, is sufficient and appropriate to provide a basis for our qualified opinion.

Key Audit Matter

5. Key audit matters are those matters that, in our professional judgment, were of most significance in our audit of the Consolidated Financial Statements of the current year. These matters were addressed in the context of our audit of the Consolidated Financial Statements as a whole, and in forming our opinion thereon, and we do not provide a separate opinion on these matters. In addition to the matter described in the Basis for Qualified Opinion section, we have determined the matter described below to be the key audit matter to be communicated in our report.

Key audit matter	How our audit addressed the key audit matter
<p>Assessment of carrying amount of goodwill related to the acquisition of Veedol Internatdional Limited and Veedol UK Limited (earlier Price Thomas Holdings Limited), wholly-owned subsidiaries.</p> <p>(Refer to Note 2.2(iii) "Goodwill Arising on Consolidation", Note 2.23 "Critical Estimates and Judgements - Impairment of Goodwill", Note 4.4 "Intangible Assets" - Goodwill and Note 49 "Impairment Tests for Goodwill").</p> <p>The Group has a goodwill balance of Rs. 120.55 Crores as at March 31, 2020 which relates to the above-mentioned wholly-owned subsidiaries. The Group carries Goodwill at cost less impairment losses, if any and tests the same for impairment at least annually or when events occur which indicate that the recoverable amount of the Cash Generating Unit is less than the carrying amount of Goodwill.</p> <p>The Group has identified each of the subsidiaries as a separate Cash Generating Unit ("CGU") for the purpose of impairment assessment and has estimated their recoverable amount based on discounted cash flows forecast of the CGUs which requires judgement in respect of certain key inputs such as assumptions on growth rates, discount rates and terminal growth rate.</p> <p>This has been determined to be a key audit matter as the balance is significant to the consolidated balance sheet and determination of recoverable amount involves significant management judgement.</p>	<p>Our procedures included the following:</p> <ul style="list-style-type: none"> ● We obtained an understanding from the management, assessed and tested the design and operating effectiveness of the Holding Company's key controls over the impairment assessment of goodwill; ● We evaluated the appropriateness of the Group's accounting policy in respect of impairment assessment of Goodwill. ● We evaluated the Holding Company's impairment assessment inter-alia by involving auditor's valuation experts to assist in assessing the appropriateness of the impairment model, assumptions underlying the estimate of future cash flows, the growth rate, discount rate and terminal value. ● We compared the previous year forecasts to actual during the year and considered the variation towards assessing the appropriateness of the projections. ● We checked the mathematical accuracy of the calculations. ● We performed sensitivity analysis over the assumptions and evaluated whether any reasonably foreseeable change in assumptions could lead to impairment. ● We evaluated the adequacy of the disclosures made in the Consolidated Financial Statements. <p>Based on the above procedures performed, we did not identify any significant exceptions in the management's assessment of the carrying amount of goodwill related to the above mentioned wholly- owned subsidiaries.</p>

Other Information

6. The Holding Company's Board of Directors is responsible for the other information. The other information comprises the information included in the Directors' Report, Corporate Governance Report and the related Annexures, but does not include the Consolidated Financial Statements and our auditor's report thereon.
7. Our opinion on the Consolidated Financial Statements does not cover the other information and we do not express any form of assurance conclusion thereon.
8. In connection with our audit of the Consolidated Financial Statements, our responsibility is to read the other information and, in doing so, consider whether the other information is materially inconsistent with the Consolidated Financial Statements or our knowledge obtained in the audit or otherwise appears to be materially misstated. If, based on the work we have performed and the reports of the other auditors as furnished to us by the Management (refer paragraph 17 below), we conclude that there is a material misstatement of this other information, we are required to report that fact. We have nothing to report in this regard.

Responsibilities of Management and Those Charged with Governance for the Consolidated Financial Statements

9. The Holding Company's Board of Directors is responsible for the preparation and presentation of these Consolidated Financial Statements in term of the requirements of the Act that give a true and fair view of the consolidated financial position, consolidated financial performance and consolidated cash flows, and changes in equity of the Group including its joint venture in accordance with the accounting principles generally accepted in India, including the Accounting Standards specified under Section 133 of the Act. The respective Board of Directors of the companies included in the Group and of its joint venture are responsible for maintenance of adequate accounting records in accordance with the provisions of the Act for safeguarding the assets of the Group and for preventing and detecting frauds and other irregularities; selection and application of appropriate accounting

policies; making judgments and estimates that are reasonable and prudent; and the design, implementation and maintenance of adequate internal financial controls, that were operating effectively for ensuring accuracy and completeness of the accounting records, relevant to the preparation and presentation of the financial statements that give a true and fair view and are free from material misstatement, whether due to fraud or error, which have been used for the purpose of preparation of the Consolidated Financial Statements by the Directors of the Holding Company, as aforesaid.

10. In preparing the Consolidated Financial Statements, the respective Board of Directors of the companies included in the Group and of its joint venture are responsible for assessing the ability of the Group and of its joint venture to continue as a going concern, disclosing, as applicable, matters related to going concern and using the going concern basis of accounting unless management either intends to liquidate the Group or to cease operations, or has no realistic alternative but to do so.
11. The respective Board of Directors of the companies included in the Group and of its joint venture are responsible for overseeing the financial reporting process of the Group and of its joint venture.

Auditor's Responsibilities for the Audit of the Consolidated Financial Statements

12. Our objectives are to obtain reasonable assurance about whether the Consolidated Financial Statements as a whole are free from material misstatement, whether due to fraud or error, and to issue an auditor's report that includes our opinion. Reasonable assurance is a high level of assurance, but is not a guarantee that an audit conducted in accordance with SAs will always detect a material misstatement when it exists. Misstatements can arise from fraud or error and are considered material if, individually or in the aggregate, they could reasonably be expected to influence the economic decisions of users taken on the basis of these Consolidated Financial Statements.
13. As part of an audit in accordance with SAs, we exercise professional judgment and maintain professional skepticism throughout the audit. We also:
 - Identify and assess the risks of material misstatement of the Consolidated Financial Statements, whether due to fraud or error, design and perform audit procedures responsive to those risks, and obtain audit evidence that is sufficient and appropriate to provide a basis for our opinion. The risk of not detecting a material misstatement resulting from fraud is higher than for one resulting from error, as fraud may involve collusion, forgery, intentional omissions, misrepresentations, or the override of internal control.
 - Obtain an understanding of internal control relevant to the audit in order to design audit procedures that are appropriate in the circumstances. Under Section 143(3)(i) of the Act, we are also responsible for expressing our opinion on whether the Holding Company has adequate internal financial controls with reference to Consolidated Financial Statements in place and the operating effectiveness of such controls.
 - Evaluate the appropriateness of accounting policies used and the reasonableness of accounting estimates and related disclosures made by management.
 - Conclude on the appropriateness of management's use of the going concern basis of accounting and, based on the audit evidence obtained, whether a material uncertainty exists related to events or conditions that may cast significant doubt on the ability of the Group and its joint venture to continue as a going concern. If we conclude that a material uncertainty exists, we are required to draw attention in our auditor's report to the related disclosures in the Consolidated Financial Statements or, if such disclosures are inadequate, to modify our opinion. Our conclusions are based on the audit evidence obtained up to the date of our auditor's report. However, future events or conditions may cause the Group and its joint venture to cease to continue as a going concern.
 - Evaluate the overall presentation, structure and content of the Consolidated Financial Statements, including the disclosures, and whether the Consolidated Financial Statements represent the underlying transactions and events in a manner that achieves fair presentation.
 - Obtain sufficient appropriate audit evidence regarding the financial information of the entities or business activities within the Group and its joint venture to express an opinion on the Consolidated Financial Statements. We are responsible for the direction, supervision and performance of the audit of the financial statements of such entities included in the Consolidated Financial Statements of which we are the independent auditors. For the other entities included in the Consolidated Financial Statements, which have been audited by other auditors, such other auditors remain responsible for the direction, supervision and performance of the audits carried out by them. We remain solely responsible for our audit opinion.

14. We communicate with those charged with governance of the Holding Company and such other entities included in the Consolidated Financial Statements of which we are the independent auditors regarding, among other matters, the planned scope and timing of the audit and significant audit findings, including any significant deficiencies in internal control that we identify during our audit.
15. We also provide those charged with governance with a statement that we have complied with relevant ethical requirements regarding independence, and to communicate with them all relationships and other matters that may reasonably be thought to bear on our independence, and where applicable, related safeguards.
16. From the matters communicated with those charged with governance, we determine those matters that were of most significance in the audit of the Consolidated Financial Statements of the current year and are therefore the Key Audit Matters. We describe these matters in our auditor's report unless law or regulation precludes public disclosure about the matter or when, in extremely rare circumstances, we determine that a matter should not be communicated in our report because the adverse consequences of doing so would reasonably be expected to outweigh the public interest benefits of such communication.

Other Matters

17. We did not audit the financial statements/financial information of six subsidiaries (including two step- down subsidiaries), whose financial statements/ financial information reflect total assets of Rs. 115.90 crores and net assets of Rs. 26.35 crores as at March 31, 2020, total revenue of Rs. 203.91 crores, total comprehensive income (comprising of loss and other comprehensive income) of Rs. (9.14) crores and cash flows of Rs. 2.65 crores for the year ended on that date, as considered in the Consolidated Financial Statements. These financial statements/financial information have been audited by other auditors whose reports have been furnished to us by the Management, and our opinion on the Consolidated Financial Statements in so far as it relates to the amounts and disclosures included in respect of these subsidiaries and our report in terms of sub-section (3) of Section 143 of the Act including report on Other Information in so far as it relates to the aforesaid subsidiaries, is based solely on the reports of the other auditors.
18. We did not audit the financial statements/financial information of one subsidiary, whose financial statements/ financial information reflect total assets of Nil and net assets of Nil as at March 31, 2020, total revenue of Nil, total comprehensive income (comprising of loss and other comprehensive income) of Rs. (0.16) crores and cash flows of Rs. (0.25) crores for the year ended on that date, as considered in the Consolidated Financial Statements. These financial statements/ financial information are unaudited and have been furnished to us by the Management, and our opinion on the Consolidated Financial Statements in so far as it relates to the amounts and disclosures included in respect of this subsidiary, is based solely on such unaudited financial statements/financial information. In our opinion and according to the information and explanations given to us by the Management, these financial statements/financial information are not material to the Consolidated Financial Statements.
Our opinion on the Consolidated Financial Statements, and our report on Other Legal and Regulatory Requirements below, is not modified in respect of the above matters with respect to our reliance on the work done and the reports of the other auditors and the financial statements/financial information certified by the Management.
19. The Consolidated Financial Statements include the Group's share of total comprehensive income (comprising of profit and other comprehensive income) of Rs. 15.67 crores for the year ended March 31, 2020 and Group's share of net assets of Rs. 75.64 crores as at March 31, 2020, as considered in the Consolidated Financial Statements, in respect of one joint venture whose financial statements/financial information have not been audited by us. These financial statements/financial information are unaudited and have been furnished to us by the Management, and our opinion on the Consolidated Financial Statements in so far as it relates to the amounts and disclosures included in respect of this joint venture, is based solely on such unaudited financial statements/financial information. In our opinion and according to the information and explanations given to us by the Management, these financial statements/financial information are material to the Consolidated Financial Statements. (Also refer paragraph 3 above)

Report on Other Legal and Regulatory Requirements

20. As required by Section 143(3) of the Act, we report, to the extent applicable, that:
 - (a) We have sought and, except for the matter described in the Basis for Qualified Opinion section of our report, obtained all the information and explanations which to the best of our knowledge and belief were necessary for the purposes of our audit of the aforesaid Consolidated Financial Statements.

- (b) In our opinion, except for the indeterminate effects of the matter described in the Basis for Qualified Opinion section of our report, proper books of account as required by law relating to preparation of the aforesaid Consolidated Financial Statements have been kept so far as it appears from our examination of those books and the reports of the other auditors.
 - (c) Except for the indeterminate effects of the matter described in the Basis for Qualified Opinion section of our report, the Consolidated Balance Sheet, the Consolidated Statement of Profit and Loss (including Other Comprehensive Income), Consolidated Statement of Changes in Equity and the Consolidated Statement of Cash Flows dealt with by this Report are in agreement with the relevant books of account and records maintained for the purpose of preparation of the Consolidated Financial Statements.
 - (d) In our opinion, except for the indeterminate effects of the matter described in Basis for Qualified Opinion section of our report, the aforesaid Consolidated Financial Statements comply with the Accounting Standards specified under Section 133 of the Act.
 - (e) The matter described in the Basis for Qualified Opinion paragraph 3 above, in our opinion, may have an adverse effect on the functioning of the Group.
 - (f) On the basis of the written representations received from the directors of the Holding Company taken on record by the Board of Directors of the Holding Company, none of the directors of the Holding Company is disqualified as on March 31, 2020 from being appointed as a director in terms of Section 164(2) of the Act. As stated in Basis for Qualified Opinion section above, in the absence of the auditor's report of the joint venture, we are unable to comment whether any directors of the joint venture are disqualified as on March 31, 2020 from being appointed as a director in terms of Section 164(2) of the Act.
 - (g) The qualification relating to the maintenance of accounts and other matters connected therewith are as stated in the paragraph 20(b) above.
 - (h) With respect to the adequacy of internal financial controls with reference to financial statements of the Group and the operating effectiveness of such controls, refer to our separate report in Annexure A.
 - (i) With respect to the other matters to be included in the Auditor's Report in accordance with Rule 11 of the Companies (Audit and Auditor's) Rules, 2014, except for the indeterminate effects of the matter described in the Basis for Qualified Opinion section of our report, in our opinion and to the best of our information and according to the explanations given to us:
 - i. The Consolidated Financial Statements disclose the impact, if any, of pending litigations on the consolidated financial position of the Group and its joint venture - Refer Note 37 to the Consolidated Financial Statements.
 - ii. The Group and its joint venture did not have any material foreseeable losses on long-term contracts as at March 31, 2020. The Group and its joint venture did not have any derivative contracts as at March 31, 2020.
 - iii. There has been no delay in transferring amounts, required to be transferred, to the Investor Education and Protection Fund by the Holding Company and its joint venture during the year ended March 31, 2020.
 - iv. The reporting on disclosures relating to Specified Bank Notes is not applicable to the Group and its joint venture for the year ended March 31, 2020.
21. The Holding Company has paid/provided for managerial remuneration in accordance with the requisite approvals mandated by the provisions of Section 197 read with Schedule V to the Act.

For Price Waterhouse Chartered Accountants LLP
Firm Registration Number: 012754N/N500016
Chartered Accountants

Pinaki Chowdhury
Partner
Membership Number: 057572
UDIN: 20057572AAAAAQ5384

Place: Kolkata
Date: June 24, 2020

Annexure A to Independent Auditors' Report

Referred to in paragraph 20(h) of the Independent Auditors' Report of even date to the members of Tide Water Oil Co. (India) Limited on the Consolidated Financial Statements as of and for the year ended March 31, 2020

Report on the Internal Financial Controls with reference to Consolidated Financial Statements under Clause (i) of Sub-section 3 of Section 143 of the Act

1. In conjunction with our audit of the Consolidated Financial Statements of Tide Water Oil Co. (India) Limited (hereinafter referred to as "the Holding Company") as of and for the year ended March 31, 2020, we have audited the internal financial controls with reference to Consolidated Financial Statements of the Holding Company. (Also refer the Basis for Qualified Opinion paragraph below)

Management's Responsibility for Internal Financial Controls

2. The respective Board of Directors of the Holding Company and its joint venture, to whom reporting under clause (i) of sub section 3 of Section 143 of the Act in respect of the adequacy of the internal financial controls with reference to financial statements is applicable, which is a company incorporated in India, are responsible for establishing and maintaining internal financial controls based on the internal control over financial reporting criteria established by the Company considering the essential components of internal control stated in the Guidance Note on Audit of Internal Financial Controls Over Financial Reporting issued by the Institute of Chartered Accountants of India (ICAI). These responsibilities include the design, implementation and maintenance of adequate internal financial controls that were operating effectively for ensuring the orderly and efficient conduct of its business, including adherence to the respective company's policies, the safeguarding of its assets, the prevention and detection of frauds and errors, the accuracy and completeness of the accounting records, and the timely preparation of reliable financial information, as required under the Act.

Auditor's Responsibility

3. Our responsibility is to express an opinion on the Company's internal financial controls with reference to Consolidated Financial Statements based on our audit. We conducted our audit in accordance with the Guidance Note on Audit of Internal Financial Controls Over Financial Reporting (the "Guidance Note") issued by the ICAI and the Standards on Auditing deemed to be prescribed under Section 143(10) of the Act, to the extent applicable to an audit of internal financial controls, both applicable to an audit of internal financial controls and both issued by the ICAI. Those Standards and the Guidance Note require that we comply with ethical requirements and plan and perform the audit to obtain reasonable assurance about whether adequate internal financial controls with reference to Consolidated Financial Statements was established and maintained and if such controls operated effectively in all material respects.
4. Our audit involves performing procedures to obtain audit evidence about the adequacy of the internal financial controls system with reference to Consolidated Financial Statements and their operating effectiveness. Our audit of internal financial controls with reference to Consolidated Financial Statements included obtaining an understanding of internal financial controls with reference to Consolidated Financial Statements, assessing the risk that a material weakness exists, and testing and evaluating the design and operating effectiveness of internal control based on the assessed risk. The procedures selected depend on the auditor's judgement, including the assessment of the risks of material misstatement of the Consolidated Financial Statements, whether due to fraud or error.
5. We believe that the audit evidence we have obtained is sufficient and appropriate to provide a basis for our qualified audit opinion on the Company's internal financial controls system with reference to Consolidated Financial Statements.

Meaning of Internal Financial Controls with reference to Financial Statements

6. A company's internal financial controls with reference to financial statements is a process designed to provide reasonable assurance regarding the reliability of financial reporting and the preparation of financial statements for external purposes in accordance with generally accepted accounting principles. A company's internal financial controls with reference to financial statements includes those policies and procedures that (1) pertain to the maintenance of records that, in reasonable detail, accurately and fairly reflect the transactions and dispositions of the assets of the company; (2) provide reasonable assurance that transactions are recorded as necessary to permit preparation of financial statements in accordance with generally accepted accounting principles, and that receipts and expenditures of the company are being made only in accordance with authorisations of management

and directors of the company; and (3) provide reasonable assurance regarding prevention or timely detection of unauthorised acquisition, use, or disposition of the company's assets that could have a material effect on the financial statements.

Inherent Limitations of Internal Financial Controls with reference to Financial Statements

7. Because of the inherent limitations of internal financial controls with reference to financial statements, including the possibility of collusion or improper management override of controls, material misstatements due to error or fraud may occur and not be detected. Also, projections of any evaluation of the internal financial controls with reference to financial statements to future periods are subject to the risk that the internal financial controls with reference to financial statements may become inadequate because of changes in conditions, or that the degree of compliance with the policies or procedures may deteriorate.

Basis for Qualified Opinion

8. According to the information and explanations given to us and based on our audit, a material weakness has been identified in the operating effectiveness of Holding Company's internal financial controls over preparation of Consolidated Financial Statements as the Consolidated Financial Statements have been prepared considering the unaudited financial statements of a material component. This could potentially result in a material misstatement in the Consolidated Financial Statements because of the Holding Company not recognising impact of adjustments, if any, had an audit been carried out of the financial statements of the material component as at and for the year ended March 31, 2020. (Also refer paragraph 3 of the main audit report)
9. A 'material weakness' is a deficiency, or a combination of deficiencies, in internal financial control with reference to financial statements, such that there is a reasonable possibility that a material misstatement of the company's annual or interim financial statements will not be prevented or detected on a timely basis.

Qualified Opinion

10. In our opinion, the Holding Company has, in all material respects, maintained adequate internal financial controls with reference to Consolidated Financial Statements as of March 31, 2020, based on the internal control over financial reporting criteria established by the Holding Company considering the essential components of internal control stated in the Guidance Note on Audit of Internal Financial Controls Over Financial Reporting issued by the Institute of Chartered Accountants of India and except for the possible effects of the material weakness described in the Basis for Qualified Opinion paragraph above on the achievement of the objectives of the control criteria, the Holding Company's internal financial controls with reference to Consolidated Financial Statements were operating effectively as of March 31, 2020.
11. We have considered the material weakness identified and reported above in determining the nature, timing, and extent of audit tests applied in our audit of the Consolidated Financial Statements of the Company for the year ended March 31, 2020, and the material weakness has affected our opinion on the Consolidated Financial Statements of the Company for the year ended on that date and we have issued a qualified opinion on the Consolidated Financial Statements. (Refer paragraph 3 of the main audit report)

For Price Waterhouse Chartered Accountants LLP
Firm Registration Number: 012754N/N500016
Chartered Accountants

Pinaki Chowdhury
Partner
Membership Number: 057572
UDIN: 20057572AAAAAQ5384

Place: Kolkata
Date: June 24, 2020

TIDE WATER OIL CO. (INDIA) LTD.

CONSOLIDATED BALANCE SHEET AS AT 31ST MARCH, 2020

(All amounts in Rs. Crores, unless otherwise stated)

	Notes	As at 31st March, 2020	As at 31st March, 2019
ASSETS			
Non-current Assets			
Property, Plant and Equipment	4.1	135.10	126.39
Right-of-Use Assets	4.2	5.66	-
Capital Work-in-progress	4.3	11.79	1.78
Investment Properties	4.4	1.49	1.52
Goodwill	4.5	120.55	120.55
Other Intangible assets	4.5	0.22	0.38
Investment Accounted for using Equity Method	3.1(B)	75.64	69.41
Financial Assets			
i. Investments	5	*0.00	*0.00
ii. Loans	6	2.26	2.75
iii. Other Financial Assets	7	0.01	0.20
Other Non-current Assets	8	2.73	4.30
Total Non-current Assets		355.45	327.28
Current Assets			
Inventories	9	200.74	189.34
Financial Assets			
i. Trade Receivables	10	151.65	196.33
ii. Cash and Cash Equivalents	11	37.55	33.75
iii. Other Bank Balances	12	166.96	126.11
iv. Loans	6	0.06	0.05
v. Other Financial Assets	7	5.08	6.44
Current Tax Assets (Net)	13	13.85	14.36
Other Current Assets	8	35.34	34.57
Total Current Assets		611.23	600.95
TOTAL ASSETS		966.68	928.23
EQUITY AND LIABILITIES			
EQUITY			
Equity Share Capital	14	1.70	1.70
Other Equity	15	678.91	638.26
Total Equity		680.61	639.96
Liabilities			
Non-current Liabilities			
Financial Liabilities			
i. Borrowings	16	-	1.15
ii. Lease Liabilities	17	2.23	-
ii. Other Financial Liabilities	18	21.17	20.21
Provisions	19	27.05	22.10
Deferred Tax Liabilities (Net)	20	3.18	4.17
Total Non-current Liabilities		53.63	47.63
Current Liabilities			
Financial Liabilities			
i. Borrowings	16	34.68	38.05
ii. Trade Payables	21		
a) Total Outstanding Dues of Micro and Small Enterprises		3.49	5.52
b) Total Outstanding Dues of Creditors other than Micro and Small Enterprises		168.90	173.87
iii. Lease Liabilities	17	1.55	-
iv. Other Financial Liabilities	18	2.17	2.15
Provisions	19	7.26	5.05
Current Tax Liabilities (Net)	22	1.45	0.81
Other Current Liabilities	23	12.94	15.19
Total Current Liabilities		232.44	240.64
TOTAL LIABILITIES		286.07	288.27
TOTAL EQUITY AND LIABILITIES		966.68	928.23

* Amounts are below the rounding off norm adopted by the Group

The accompanying Notes form an integral part of the Consolidated Balance Sheet.
This is the Consolidated Balance Sheet referred to in our report of even date.

For Price Waterhouse Chartered Accountants LLP
Firm Registration Number : 012754N/N500016
Chartered Accountants

Pinaki Chowdhury
Partner
Membership No.: 57572
Place: Kolkata
Date: 24th June, 2020

For and behalf of the Board of Directors of
Tide Water Oil Co. (India) Limited

D. Jana
Chairman
DIN: 07046349

S. Basu
Group Chief Financial Officer

R. N. Ghosal
Managing Director
DIN: 00308865

S. Ganguli
Company Secretary

TIDE WATER OIL CO. (INDIA) LTD.

CONSOLIDATED STATEMENT OF PROFIT AND LOSS FOR THE YEAR ENDED 31ST MARCH, 2020

(All amounts in Rs. Crores, unless otherwise stated)

Particulars	Notes	As at 31st March, 2020	As at 31st March, 2019
Revenue from Operations	24	1,316.57	1,377.00
Other Income	25	21.58	21.05
Total Income		1,338.15	1,398.05
Expenses			
Cost of Materials Consumed	26	659.48	789.54
Purchases of Stock-in-Trade	27	76.55	31.12
Changes in Inventories of Finished Goods and Stock-in-Trade	28	(16.13)	(3.61)
Employee Benefits Expense	29	104.84	98.19
Finance Costs	30	2.36	2.45
Depreciation and Amortisation Expense	31	12.49	10.46
Other Expenses	32	353.79	328.92
Total Expenses		1,193.38	1,257.07
Profit before Share of Profit of Joint Venture and Tax		144.77	140.98
Share of Net Profit of Joint Venture accounted for using the Equity Method		15.67	10.65
Profit before Tax		160.44	151.63
Income Tax Expense	33		
Current Tax	33	39.11	51.63
Tax Relating to Earlier Years	33	0.58	-
Deferred Tax		(0.37)	0.75
Profit after tax from continuing operations		121.12	99.25
Loss before tax from discontinued operations	51	(0.16)	(2.28)
Tax expense of discontinued operations	51	-	-
Loss after tax from discontinued operations	51	(0.16)	(2.28)
Profit on disposal of discontinued operations		1.10	-
Net Profit/(Loss) after tax from discounting operations		0.94	(2.28)
Profit for the year		122.06	96.97
Other Comprehensive Income			
Items that will be Reclassified to Profit or Loss			
Exchange Differences in Translating the Financial Statements of Foreign Operations		(1.72)	0.27
Tax on Above		-	-
Items that will not be Reclassified to Profit or Loss			
Remeasurements of Post-employment Defined Benefit Plans		(4.79)	(1.42)
Share of Other Comprehensive Income of Joint Venture accounted for using the Equity Method		*(0.00)	*(0.00)
Tax on Above	33	1.21	0.49
Total Other Comprehensive Income for the Year, Net of Tax		(5.30)	(0.66)
Total Comprehensive Income for the Year		116.76	96.31
Basic and Diluted Earnings Per Equity Share (Nominal Value per Share - Rs. 5/-)	36		
Continuing Operations (in Rs.)		356.34	292.00
Discontinued Operations (in Rs.)		2.77	(6.71)
Continuing and Discontinued Operations (in Rs.)		359.11	285.29

* Amounts are below the rounding off norm adopted by the Group

The accompanying Notes form an integral part of the Consolidated Statement of Profit and Loss.

This is the Consolidated Statement of Profit and Loss referred to in our report of even date.

For Price Waterhouse Chartered Accountants LLP

Firm Registration Number : 012754N/N500016

Chartered Accountants

Pinaki Chowdhury

Partner

Membership No.: 57572

Place: Kolkata

Date: 24th June, 2020

For and behalf of the Board of Directors of
Tide Water Oil Co. (India) Limited

D. Jana

Chairman

DIN: 07046349

S. Basu

Group Chief Financial Officer

R. N. Ghosal

Managing Director

DIN: 00308865

S. Ganguli

Company Secretary

CONSOLIDATED STATEMENT OF CHANGES IN EQUITY FOR THE YEAR ENDED 31ST MARCH, 2020

(All amounts in Rs. Crores, unless otherwise stated)

A Equity Share Capital

Particulars	Amount
As at 1st April, 2018	1.70
Changes in Equity Share Capital	-
As at 31st March, 2019	1.70
Changes in Equity Share Capital	-
As at 31st March, 2020	1.70

B Other Equity

Particulars	Reserves and Surplus (Refer Note 15)					Total
	Securities Premium Account	Foreign Currency Translation Reserve	General Reserve	Retained Earnings	Balance with Employee Benefit Trust	
As at 1st April, 2018	3.52	(4.90)	90.00	572.98	(12.96)	648.64
Profit for the Year	-	-	-	96.97	-	96.97
Other Comprehensive Income						
Remeasurements of Post-employment Defined Benefit Plans, Net of Tax	-	-	-	(0.93)	-	(0.93)
Exchange Differences in Translating the Financial Statements of Foreign Operations	-	0.27	-	-	-	0.27
Amount Received during the Year	-	-	-	-	3.38	3.38
Dividend Paid (Refer Note 47)	-	-	-	(90.61)	-	(90.61)
Dividend Distribution Tax Paid (Refer Note 47)	-	-	-	(19.46)	-	(19.46)
As at 31ST MARCH, 2019	3.52	(4.63)	90.00	558.95	(9.58)	638.26
Profit for the Year	-	-	-	122.06	-	122.06
Other Comprehensive Income						
Remeasurements of Post-employment Defined Benefit Plans, Net of Tax	-	-	-	(3.59)	-	(3.59)
Exchange Differences in Translating the Financial Statements of Foreign Operations	-	(1.72)	-	-	-	(1.72)
Amount Received during the Year	-	-	-	-	0.62	0.62
Dividend Paid (Refer Note 47)	-	-	-	(64.47)	-	(64.47)
Dividend Distribution Tax Paid (Refer Note 47)	-	-	-	(12.25)	-	(12.25)
As at 31ST MARCH, 2020	3.52	(6.35)	90.00	600.70	(8.96)	678.91

The accompanying Notes form an integral part of the Consolidated Statement of Changes in Equity. This is the Consolidated Statement of Changes in Equity referred to in our report of even date.

For Price Waterhouse Chartered Accountants LLP
Firm Registration Number : 012754N/N500016
Chartered Accountants

Pinaki Chowdhury
Partner
Membership No.: 57572
Place: Kolkata
Date: 24th June, 2020

For and behalf of the Board of Directors of
Tide Water Oil Co. (India) Limited

D. Jana
Chairman
DIN: 07046349

S. Basu
Group Chief Financial Officer

R. N. Ghosal
Managing Director
DIN: 00308865

S. Ganguli
Company Secretary

TIDE WATER OIL CO. (INDIA) LTD.

CONSOLIDATED STATEMENT OF CASH FLOWS FOR THE YEAR ENDED 31ST MARCH, 2020

(All amounts in Rs. Crores, unless otherwise stated)

Particulars	Year ended 31st March, 2020	Year ended 31st March, 2019
A. Cash Flow from Operating Activities		
Profit before Tax		
Continuing Operations	160.44	151.63
Discontinued Operations	0.94	(2.28)
Adjustments for:		
Share of Profit of Joint Venture	(15.67)	(10.65)
Depreciation and Amortisation Expense	12.49	10.46
Unwinding of Discount - Lease Liabilities	0.17	-
Provision for Doubtful Debts and Deposits	3.86	1.52
Net Loss/(Gain) on Disposal of Property, Plant and Equipment	0.10	(0.07)
Interest Income Classified as Investing Cash Flows	(13.87)	(12.19)
Liabilities No Longer Required Written Back	(0.47)	(2.11)
Provision for Tax Relating to Earlier Year Written Back	(0.02)	-
Provision for Doubtful Debts Written Back	(0.55)	(0.62)
Foreign Currency Translation Differences (Net)	(2.16)	0.38
Operating Profit before Changes in Operating Assets and Liabilities	145.26	136.07
Changes in Operating Assets and Liabilities:		
Decrease in Loans	0.49	0.42
(Increase)/Decrease in Other Financial Assets	1.03	(0.74)
(Increase)/Decrease in Other Assets	(0.70)	14.97
(Increase)/Decrease in Inventories	(11.39)	0.09
(Increase)/Decrease in Trade Receivables	41.53	(8.46)
Increase/(Decrease) in Other Financial Liabilities	0.97	(2.78)
Increase in Provisions	2.36	0.57
Decrease in Trade Payables	(6.54)	(1.92)
Decrease in Other Liabilities	(2.25)	(4.19)
Cash Generated From Operations	170.76	134.03
Income Taxes Paid	(37.93)	(54.78)
Net Cash Flow From Operating Activities	132.83	79.25
B. Cash Flow from Investing Activities		
Payments for Acquisition of Property, Plant and Equipment and Intangible Assets	(32.06)	(14.70)
Proceeds from Disposal of Property, Plant and Equipment and Intangible Assets	0.13	0.74
Proceeds from Maturity of Bonds	-	0.50
Fixed Deposits (Placed)/ Realised (Net)	(40.64)	(6.02)
Interest Received	13.88	9.82
Dividend Received	9.44	8.60
Net Cash Used in Investing Activities	(49.25)	(1.06)
C. Cash Flow from Financing Activities		
Amount Received from Employee Benefit Trust	0.62	3.38
Interest Received from Employee Benefit Trust	0.32	-
Proceeds from/(Repayments) of Borrowings (Net)	(3.00)	(4.41)
Principal Elements of Lease Payments	(1.38)	(0.34)
Interest Elements of Lease Payments	(0.06)	-
Dividends Paid	(64.47)	(90.61)
Dividend Distribution Tax Paid	(12.25)	(17.70)
Net Cash Used in Financing Activities	(80.22)	(109.68)
D. Exchange Differences on Translation of Foreign Currency		
Cash and Cash Equivalents	0.44	0.21
Net Decrease in Cash and Cash Equivalents (A+B+C+D)	3.80	(31.28)
Cash and Cash Equivalents at the Beginning of the Year (Refer Note 11)	33.75	65.03
Cash and Cash Equivalents at the End of the Year (Refer Note 11)	37.55	33.75
	3.80	(31.28)
Non-Cash Financing Activities		
Acquisition of Right-of- Use Assets	2.11	-
Acquisition of Property, Plant and Equipment by means of Finance Lease	-	1.91
The Consolidated Statement of Cash Flows has been prepared under the "Indirect Method" as set out in Ind AS 7, 'Statement of Cash Flows'.		
The accompanying Notes are an integral part of the Consolidated Statement of Cash Flows.		
This is the Consolidated Statement of Cash Flows referred to in our report of even date.		
For Price Waterhouse Chartered Accountants LLP Firm Registration Number : 012754N/N500016 Chartered Accountants	For and behalf of the Board of Directors of Tide Water Oil Co. (India) Limited	
Pinaki Chowdhury Partner Membership No.: 57572 Place: Kolkata Date: 24th June, 2020	D. Jana Chairman DIN: 07046349	R. N. Ghosal Managing Director DIN: 00308865
	S. Basu Group Chief Financial Officer	S. Ganguli Company Secretary

NOTES TO CONSOLIDATED FINANCIAL STATEMENTS AS AT AND FOR THE YEAR ENDED 31ST MARCH, 2020

1 Group Background

Tide Water Oil Co. (India) Limited (the 'Parent Company') is a public limited company, incorporated and domiciled in India. The equity shares of the Parent Company are listed on the National Stock Exchange of India Limited and the BSE Limited in India. The registered office of the Parent Company is located at 'Yule House', 8 Dr. Rajendra Prasad Sarani, Kolkata - 700 001, West Bengal, India.

The Parent Company and its subsidiaries and joint venture (collectively referred to as 'the Group') are mainly engaged in the business of manufacturing and marketing of lubricants.

The consolidated financial statements were approved and authorised for issue in accordance with the resolution of the Parent Company's Board of Directors on 24th June, 2020.

2 Significant Accounting Policies

This note provides a list of the significant accounting policies adopted in the preparation of the consolidated financial statements. These policies have been consistently applied to all the years presented, unless otherwise stated.

2.1 Basis of Preparation

(i) Compliance with Indian Accounting Standards (Ind AS)

The consolidated financial statements comply in all material respects with Ind AS notified under Section 133 of the Companies Act, 2013 (the 'Act') [Companies (Indian Accounting Standards) Rules, 2015] and other provisions of the Act.

(ii) Historical Cost Convention

The consolidated financial statements have been prepared on a historical cost basis, except for the following:

- Certain financial assets and liabilities that is measured at fair value.
- Defined benefit plans - plan assets measured at fair value.

(iii) Current Versus Non-current Classification

The Group presents assets and liabilities in the Balance Sheet based on current/non-current classification. An asset is classified as current when it is:

- a) expected to be realised or intended to be sold or consumed in the normal operating cycle,
- b) held primarily for the purpose of trading,
- c) expected to be realised within twelve months after the reporting period, or
- d) cash or cash equivalents unless restricted from being exchanged or used to settle a liability for at least twelve months after the reporting period.

All other assets are classified as non-current.

A liability is classified as current when:

- a) it is expected to be settled in the normal operating cycle,
- b) it is held primarily for the purpose of trading,
- c) it is due to be settled within twelve months after the reporting period, or
- d) there is no unconditional right to defer settlement of the liability for at least twelve months after the reporting period.

All other liabilities are classified as non-current.

Deferred tax assets and liabilities are classified as non-current.

(iv) Rounding of Amounts

All amounts disclosed in the consolidated financial statements and notes have been rounded off to the nearest crores and decimals thereof as per the requirement of Schedule III to the Act, unless otherwise stated.

2.2 Principles of Consolidation

(i) Subsidiaries

Subsidiaries are all entities over which the Group has control. The Group controls an entity when the Group is exposed to, or has rights to, variable returns from its involvement with the entity and has the ability to affect those returns through its power to direct the relevant activities of the entity. Subsidiaries are fully consolidated from the

NOTES TO CONSOLIDATED FINANCIAL STATEMENTS AS AT AND FOR THE YEAR ENDED 31ST MARCH, 2020

date on which control is transferred to the Group. They are deconsolidated from the date that control ceases.

The Group combines the financial statements of the Parent Company and its subsidiaries line by line adding together like items of assets, liabilities, equity, income and expenses. Inter - company transactions, balances and unrealised gains on transactions between companies of the Group are eliminated. Unrealised losses are also eliminated unless the transaction provides evidence of an impairment of the transferred asset. Ind AS 12, 'Income Taxes' applies to temporary differences that arise from the elimination of profits and losses resulting from inter - company transactions.

(ii) Joint Ventures

Interests in joint ventures are accounted for using the equity method, after initially being recognised at cost in the Consolidated Balance Sheet. Under the equity method of accounting, the investments are initially recognised at cost and adjusted thereafter to recognise the group's share of the post acquisition profits or losses of the investee in profit or loss, and the group's share of other comprehensive income of the investee in other comprehensive income. Dividends received or receivable from joint ventures are recognised as a reduction in the carrying amount of the investment.

(iii) Goodwill

Goodwill is initially recognised at cost and is subsequently measured at cost less impairment losses, if any. Goodwill is tested for impairment annually or more frequently when there is an indication that it may be impaired. An impairment loss for goodwill is recognised in profit or loss and is not reversed in the subsequent years.

2.3 Property, Plant and Equipment

Freehold land is carried at historical cost. All other items of property, plant and equipment are stated at historical cost less accumulated depreciation and accumulated impairment losses, if any. Historical cost includes expenditure that is directly attributable to the acquisition of the items.

Subsequent costs are included in the asset's carrying amount or recognised as a separate asset, as appropriate, only when it is probable that future economic benefits associated with the item will flow to the Group and the cost of the item can be measured reliably. The carrying amount of any component accounted for as a separate asset is derecognised when replaced. All other repairs and maintenance are charged to profit or loss during the reporting period in which they are incurred.

Transition to Ind AS

On transition to Ind AS, the Group had elected to continue with the carrying value of all of its property, plant and equipment recognised as at 1st April, 2015 measured as per the previous GAAP and use that carrying value as the deemed cost of property, plant and equipment.

Depreciation Method, Estimated Useful Lives and Residual Values

Depreciation is calculated on a pro-rata basis using the straight-line method to allocate their cost, net of their estimated residual values, over their estimated useful lives in accordance with Schedule II to the Act, except in respect of certain laboratory equipments. Each component of an item of property, plant and equipment with a cost that is significant in relation to the cost of that item is depreciated separately if its useful life differs from the other components of the item.

Estimated useful lives of the property, plant and equipment as estimated by the management of the Parent Company are as follows:

Buildings	- 30 to 60 Years
Plant and Equipments	- 15 Years
Furniture and Fixtures	- 10 Years
Office Equipments	- 5 Years
Servers and Networks	- 6 Years
Desktop/Laptop, etc	- 3 Years
Electrical Installation	- 10 Years
Laboratory Equipments	- 8 to 10 Years
Vehicles	- 8 Years
Windmill	- 22 Years

NOTES TO CONSOLIDATED FINANCIAL STATEMENTS AS AT AND FOR THE YEAR ENDED 31ST MARCH, 2020

In case of foreign subsidiaries, depreciation is calculated on a pro-rata basis using the straight-line method to allocate their cost, net of their estimated residual values, over their estimated useful lives which are different from those applied by the Parent Company:

Buildings	- 4 to 25 Years
Plant and Equipments	- 1 to 15 Years
Furniture and Fixtures*	- 5 to 6 Years
Office Equipments	- 2 to 3 Years
Tools and Equipments #	- 2 to 3 Years
Bottle Moulds #	- 4 Years
Vehicles	- At Varying Rates

included under Plant and Equipments

* in case of a subsidiary, the depreciation rate is 25% on reducing balance

In case of a joint venture, depreciation for certain property, plant and equipment is calculated on a pro-rata basis using the straight-line method to allocate their cost, net of their estimated residual values, over their estimated useful lives which are different from those applied by the Parent Company:

Storage Tank	- 15 Years
Oil Dispensing System #	- 3 Years
Moulds #	- 3 Years

included under Plant and Equipments

Leasehold lands are amortised on straight - line basis over the primary lease period or their respective useful lives, whichever is shorter.

The useful lives, residual values and the method of depreciation of property, plant and equipment are reviewed, and adjusted if appropriate, on an annual basis.

Gains and losses on disposals are determined by comparing proceeds with carrying amount. These are included in profit or loss within 'Other Income'/'Other Expenses'.

Advances paid towards the acquisition of property, plant and equipment outstanding at each Balance Sheet date is classified as 'Capital Advances' under other non-current assets and the cost of property, plant and equipment not ready to use are disclosed under 'Capital Work-in-progress'.

2.4 **Other Intangible Assets (other than Goodwill)**

Intangible assets having a finite useful life are stated at cost less accumulated amortisation and accumulated impairment losses, if any.

Computer Software

Computer Software for internal use, which is primarily acquired from third-party vendors is capitalised. Subsequent costs associated with maintaining such software are recognised as expense as incurred. Cost of software includes license fees and cost of implementation/system integration services, where applicable.

Amortisation Method and Period

Computer Software are amortised on a pro-rata basis using the straight-line method over their estimated useful life of 3 years, from the date they are available for use. Amortisation method and useful lives are reviewed periodically including at each financial year end.

Research and Development

Research costs are expensed as incurred. Expenditure on development that do not meet the specified criteria under Ind AS 38 on 'Intangible Assets' are recognised as an expense as incurred.

Transition to Ind AS

On transition to Ind AS, the Group had elected to continue with the carrying value of all of its intangible assets recognised as at 1st April, 2015 measured as per the previous GAAP and use that carrying value as the deemed cost of intangible assets.

NOTES TO CONSOLIDATED FINANCIAL STATEMENTS AS AT AND FOR THE YEAR ENDED 31ST MARCH, 2020**2.5 Investment Properties**

Properties that are held for long-term rental yields or for capital appreciation or both, and that are not occupied by the Group, are classified as Investment Properties. Investment Properties are measured initially at its cost, including related transaction costs and where applicable borrowing costs. Subsequent expenditure is capitalised to the asset's carrying amount only when it is probable that future economic benefits associated with the expenditure will flow to the Group and the cost of the item can be measured reliably. All other repairs and maintenance costs are expensed when incurred. When part of an investment property is replaced, the carrying amount of the replaced part is derecognised. Depreciation on Investment Properties are calculated on a straight-line basis using the rate arrived at based on the useful life estimated by the management. The estimated useful life of investment properties (buildings) as estimated by the Management is 60 years.

On disposal of an Investment Property, the difference between its carrying amount and net disposal proceeds is charged or credited to Statement of Profit and Loss.

Transition to Ind AS

On transition to Ind AS, the Group had elected to continue with the carrying value of all of its investment properties recognised as at 1st April, 2015 measured as per the previous GAAP and use that carrying value as the deemed cost of investment properties.

2.6 Impairment of Non-financial Assets

Assets are tested for impairment whenever events or changes in circumstances indicate that the carrying amount may not be recoverable. An impairment loss is recognised for the amount by which the asset's carrying amount exceeds its recoverable amount. The recoverable amount is the higher of an asset's fair value less costs of disposal and value in use. Value in use is the present value of estimated future cash flows expected to arise from the continuing use of an asset and from its disposal at the end of its useful life. For the purposes of assessing impairment, assets are grouped at the lowest levels for which there are separately identifiable cash inflows which are largely independent of the cash inflows from other assets or group of assets (cash-generating units).

2.7 Inventories

Inventories are stated at the lower of cost and net realisable value. However, materials and other items held for use in the production of inventories are not written down below cost if the finished goods in which they will be incorporated are expected to be sold at or above cost. Cost of inventories comprises cost of purchases and all other costs incurred in bringing the inventories to their present location and condition. Cost of finished goods comprises direct materials, direct labour and an appropriate proportion of variable and fixed overhead expenditure, the latter being allocated on the basis of normal operating capacity. Costs are assigned to individual items of inventory on weighted average basis. Net realisable value is the estimated selling price in the ordinary course of business less the estimated costs of completion and the estimated costs necessary to make the sale.

2.8 Leases

Till 31st March 2019:

The determination of whether an arrangement is (or contains) a lease is based on the substance of the arrangement at the inception of the lease. The arrangement is, or contains, a lease if fulfilment of the arrangement is dependent on the use of a specific asset and the arrangement conveys a right to use the asset or assets, even if that right is not explicitly specified in an arrangement.

As a Lessee

Leases of property, plant and equipment where the Group, as a lessee, has substantially all the risks and rewards of ownership are classified as finance leases. Finance leases are capitalised at the lease's inception at the fair value of the leased asset or, if lower, the present value of the minimum lease payments. The corresponding lease rental obligations, net of finance charges, are included in borrowings or other financial liabilities as appropriate. Each lease payment is allocated between the liability and finance cost. The finance cost is charged to the profit or loss over the lease period so as to produce a constant periodic rate of interest on the remaining balance of the liability for each period.

Leases in which a significant portion of the risks and rewards of ownership are not transferred to the Group as lessee are classified as operating leases. Payments made under operating leases are charged to profit or loss

NOTES TO CONSOLIDATED FINANCIAL STATEMENTS AS AT AND FOR THE YEAR ENDED 31ST MARCH, 2020

on a straight-line basis over the period of the lease unless the payments are structured to increase in line with expected general inflation to compensate for the lessor's expected inflationary cost increases.

As a Lessor

Lease income from operating leases where the Group is a lessor is recognised in income on a straight-line basis over the lease term unless the receipts are structured to increase in line with expected general inflation to compensate for the expected inflationary cost increases. The respective leased assets are included in the Balance Sheet based on their nature.

Effective 1st April 2019:

As a Lessee

The Group assesses whether a contract is or contains a lease, at inception of the contract. The Group recognises a right-of-use asset and a corresponding lease liability with respect to all lease agreements in which it is the lessee, except for short-term leases (defined as leases with a lease term of 12 months or less) and leases of low value assets. For these leases, the Group recognises the lease payments as an operating expense on a straight-line basis over the term of the lease unless another systematic basis is more representative of the time pattern in which economic benefits from the leased asset are consumed.

Assets and liabilities arising from a lease are initially measured on a present value basis. Lease liabilities include the net present value of the following lease payments:

- fixed payments (including in-substance fixed payments), less any lease incentives receivable
- variable lease payment that are based on an index or a rate, initially measured using the index or rate as at the commencement date
- amounts expected to be payable by the Group under residual value guarantees
- the exercise price of a purchase option if the Group is reasonably certain to exercise that option, and
- payments of penalties for terminating the lease, if the lease term reflects the Group exercising that option.

Lease payments to be made under reasonably certain extension options are also included in the measurement of the liability. The lease payments are discounted using the interest rate implicit in the lease. If that rate cannot be readily determined, which is generally the case for leases in the Group, the lessee's incremental borrowing rate is used, being the rate that the individual lessee would have to pay to borrow the funds necessary to obtain an asset of similar value to the right-of-use asset in a similar economic environment with similar terms, security and conditions.

To determine the incremental borrowing rate, the Group uses a build-up approach that starts with a risk-free interest rate adjusted for credit risk, for leases held by the Group, which does not have recent third-party financing and make adjustments specific to the lease e.g. term, country, etc.

The lease liability is subsequently measured by increasing the carrying amount to reflect interest on the lease liability (using the effective interest method) and by reducing the carrying amount to reflect the lease payments made.

The right-of-use assets comprise the initial measurement of the corresponding lease liability, lease payments made at or before the commencement day and any initial direct costs. They are subsequently measured at cost less accumulated depreciation and impairment losses. Right-of-use assets are depreciated over the shorter period of lease term and useful life of the underlying asset.

Payments associated with short-term leases of equipment and all leases of low-value assets are recognised on a straight-line basis as an expense in profit or loss. Short-term leases are leases with a lease term of 12 months or less.

As a Lessor

Lease income from operating leases where the Group is a lessor is recognised in income on a straight-line basis over the lease term. Initial direct costs incurred in obtaining an operating lease are added to the carrying amount of the underlying asset and recognised as expense over the lease term on the same basis as lease income. The respective leased assets are included in the balance sheet based on their nature. The Group did not need to make any adjustments to the accounting for assets held as lessor as a result of adopting the new leasing standard.

NOTES TO CONSOLIDATED FINANCIAL STATEMENTS AS AT AND FOR THE YEAR ENDED 31ST MARCH, 2020**2.9 Investments (other than Investments in Joint Venture) and Other Financial Assets****(i) Classification**

The Group classifies its financial assets in the following measurement categories:

- those to be measured subsequently at fair value (either through other comprehensive income or through profit or loss), and
- those to be measured at amortised cost.

The classification depends on the Group's business model for managing the financial assets and the contractual terms of the cash flows.

For assets measured at fair value, gains and losses will either be recorded in profit or loss or other comprehensive income. For investments in debt instruments, this will depend on the business model in which the investment is held. For investments in equity instruments, this will depend on whether the Group has made an irrevocable election at the time of initial recognition to account for the equity investment at fair value through other comprehensive income.

The Group reclassifies debt investments when and only when its business model for managing those assets changes.

(ii) Measurement

At initial recognition, the Group measures a financial asset at its fair value plus, in the case of a financial asset not at fair value through profit or loss, transaction costs that are directly attributable to the acquisition of the financial asset. Transaction costs of financial assets carried at fair value through profit or loss are expensed in profit or loss.

Debt Instruments

Subsequent measurement of debt instruments depends on the Group's business model for managing the asset and the cash flow characteristics of the asset. There are three measurement categories into which the Group classifies its debt instruments:

•**Amortised Cost:** Assets that are held for collection of contractual cash flows where those cash flows represent solely payments of principal and interest are measured at amortised cost. A gain or loss on a debt instrument that is subsequently measured at amortised cost is recognised in profit or loss when the asset is derecognised or impaired.

•**Fair Value through Other Comprehensive Income (FVOCI):** Assets that are held for collection of contractual cash flows and for selling the financial assets, where the assets' cash flows represent solely payments of principal and interest, are measured at fair value through other comprehensive income. Movements in the carrying amount are taken through OCI, except for the recognition of impairment gains or losses, interest income and foreign exchange gains and losses which are recognised in the profit or loss. When the financial asset is derecognised, the cumulative gain or loss previously recognised in OCI is reclassified from equity to profit or loss and recognised in 'Other Income'/'Other Expenses'. Impairment losses (and renewal of impairment losses) on equity investments measured at FVOCI are not reported separately from other changes in fair value.

•**Fair Value through Profit or Loss:** Assets that do not meet the criteria for amortised cost or FVOCI are measured at fair value through profit or loss. A gain or loss on a debt instrument that is subsequently measured at fair value through profit or loss is recognised in profit or loss and presented net in the Statement of Profit and Loss within 'Other Income'/'Other Expenses' in the period in which it arises.

Equity Instruments

The Group subsequently measures all equity investments (other than investments in joint venture) at fair value. Where the Group's management has elected to present fair value gains and losses on equity investments in other comprehensive income, there is no subsequent reclassification of fair value gains and losses to profit or loss. Changes in the fair value of financial assets at fair value through profit or loss are recognised in 'Other Income'/'Other Expenses' in the Statement of Profit and Loss.

(iii) Impairment of Financial Assets

The Group assesses on a forward looking basis the expected credit losses associated with its assets carried at amortised cost and FVOCI debt instruments. The impairment methodology applied depends on whether there has been a significant increase in credit risk. Note 46(A) details how the Group determines whether there has

NOTES TO CONSOLIDATED FINANCIAL STATEMENTS AS AT AND FOR THE YEAR ENDED 31ST MARCH, 2020

been a significant increase in credit risk.

For trade receivables only, the Group applies the simplified approach permitted by Ind AS 109, 'Financial Instruments', which requires expected lifetime losses to be recognised from initial recognition of the receivables.

(iv) Derecognition of Financial Assets

A financial asset is derecognised only when

-the Group has transferred the rights to receive cash flows from the financial asset or

-retains the contractual rights to receive the cash flows of the financial asset, but assumes a contractual obligation to pay the cash flows to one or more recipients.

Where the entity has transferred an asset, the Group evaluates whether it has transferred substantially all risks and rewards of ownership of the financial asset. In such cases, the financial asset is derecognised. Where the entity has not transferred substantially all risks and rewards of ownership of the financial asset, the financial asset is not derecognised.

Where the entity has neither transferred a financial asset nor retains substantially all risks and rewards of ownership of the financial asset, the financial asset is derecognised if the Group has not retained control of the financial asset. Where the Group retains control of the financial asset, the asset is continued to be recognised to the extent of continuing involvement in the financial asset.

(v) Income Recognition

Interest Income

Interest income from debt instruments is recognised using the effective interest rate method. The effective interest rate is the rate that exactly discounts estimated future cash receipts through the expected life of the financial asset to the gross carrying amount of a financial asset. When calculating the effective interest rate, the Group estimates the expected cash flows by considering all the contractual terms of the financial instrument but does not consider the expected credit losses.

Dividends

Dividends are recognised in profit or loss only when the right to receive payment is established, it is probable that the economic benefits associated with the dividend will flow to the Group, and the amount of the dividend can be measured reliably.

(vi) Fair Value of Financial Instruments

In determining the fair value of financial instruments, the Group uses a variety of methods and assumptions that are based on market conditions and risks existing at each reporting date. The methods used to determine fair value include discounted cash flow analysis and available quoted market prices. All methods of assessing fair value result in general approximation of value, and such value may never actually be realised.

2.10 Offsetting Financial Instruments

Financial assets and liabilities are offset and the net amount is reported in the Balance Sheet where there is a legally enforceable right to offset the recognised amounts and there is an intention to settle on a net basis or realise the asset and settle the liability simultaneously. The legally enforceable right must not be contingent on future events and must be enforceable in the normal course of business and in the event of default, insolvency or bankruptcy of the Group or the counterparty.

2.11 Trade Receivables

Trade receivables are amounts due from customers for goods sold or services rendered in the ordinary course of business. Trade receivables are recognised initially at fair value and subsequently measured at amortised cost using the effective interest method, less provision for impairment.

2.12 Cash and Cash Equivalents

For the purpose of presentation in the Statement of Cash Flows, cash and cash equivalents includes cash on hand, deposits held at call with financial institutions, other short-term, highly liquid investments with original maturities of three months or less that are readily convertible to known amounts of cash and which are subject to an insignificant risk of changes in value.

NOTES TO CONSOLIDATED FINANCIAL STATEMENTS AS AT AND FOR THE YEAR ENDED 31ST MARCH, 2020**2.13 Trade Payables and Other Financial Liabilities**

These amounts represent liabilities for goods and services provided to the Group prior to the end of financial year which are unpaid. The amounts are unsecured and are usually paid within 60 days of recognition. Trade and other payables are presented as current liabilities unless payment is not due within 12 months after the reporting period. They are recognised initially at their fair value and subsequently measured at amortised cost using the effective interest method.

“Other financial liabilities are recognised when the Group becomes a party to the contractual provisions of the instrument. Other financial liabilities are initially measured at the amortised cost unless at initial recognition, they are classified as fair value through profit and loss. Other financial liabilities are subsequently measured at amortised cost using the effective interest rate method.

A financial liability is derecognised when the obligation specified in the contract is discharged, cancelled or expires.

2.14 Revenue Recognition**Sale of Products**

The Group manufactures and sells Lubricant Oils and Greases. Sales are recognised when control of the products has been transferred, being when the products are delivered to the customer. Delivery occurs when the products have been shipped or delivered to the specific location as the case may be, the risks of loss have been transferred, and either the customer has accepted the products in accordance with the sales contract, or the Group has objective evidence that all criteria for acceptance have been satisfied. No element of financing is deemed present as the sales are made with a credit term which is consistent with market practice. Revenue from these sales is recognised based on the terms of the contract, net of estimated schemes outflows. Accumulated experience is used to estimate and provide for the liability of scheme outflows, using the most likely method, and revenue is only recognised to the extent that it is highly probable that a significant reversal will not occur. A receivable is recognised when the goods are delivered as this is the point in time that the consideration is unconditional because only the passage of time is required before the payment is due.

The Group does not have any contracts where the period between the transfer of the promised goods or services to the customer and payment by the customer exceeds one year. As a consequence, the Group does not adjust any of the transaction prices for the time value of money.

Sale of Power

Revenue from the sale of power is recognised based on the units as transmitted to customer, as per the terms of contract with the customer.

2.15 Borrowing Costs

General and specific borrowing costs that are directly attributable to the acquisition, construction or production of a qualifying asset are capitalised during the period of time that is required to complete and prepare the asset for its intended use or sale. Qualifying assets are assets that necessarily take a substantial period of time to get ready for their intended use or sale.

Other borrowing costs are expensed in the period in which they are incurred.

2.16 Foreign Currency Transactions and Translation**(i) Functional and Presentation Currency**

Items included in the financial statements of each of the Group's entities are measured using the currency of the primary economic environment in which the entity operates ('the functional currency'). The consolidated financial statements are presented in Indian Rupee (Rupees or Rs.), which is the Parent Company's functional and presentation currency.

(ii) Transactions and Balances

Foreign currency transactions are translated into the functional currency using the exchange rates at the dates of the transactions. At the year-end, monetary assets and liabilities denominated in foreign currencies are restated at the year-end exchange rates. The exchange differences arising from settlement of foreign currency transactions and from the year-end restatement are recognised in profit and loss.

NOTES TO CONSOLIDATED FINANCIAL STATEMENTS AS AT AND FOR THE YEAR ENDED 31ST MARCH, 2020

Foreign exchange differences regarded as an adjustment to borrowing costs, if any, are presented in the Statement of Profit and Loss, within 'Finance Costs'. All other foreign exchange gains and losses are presented in the Statement of Profit and Loss on a net basis within 'Other Income'/'Other Expenses'.

Non-monetary items that are measured at fair value in a foreign currency are translated using the exchange rates at the date when the fair value was determined. Translation differences on assets and liabilities carried at fair value are reported as part of the fair value gain or loss.

(iii) Group Companies

The results and financial position of foreign operations (none of which has a currency of a hyperinflationary economy) that have a functional currency different from the presentation currency are translated into the presentation currency as follows:

- assets and liabilities are translated at the closing rate at the date of that Balance Sheet.
- income and expenses are translated at average exchange rates.
- all resulting exchange differences are recognised in Other Comprehensive Income.

Goodwill and fair value adjustments arising on the acquisition of a foreign operation are treated as assets and liabilities of the foreign operation and translated at the closing rate.

2.17 Employee Benefits

(i) Short-term Employee Benefits

Liabilities for short-term employee benefits that are expected to be settled wholly within 12 months after the end of the period in which the employees render the related service are recognised in respect of employees' services up to the end of the reporting period and are measured at the amounts expected to be paid when the liabilities are settled.

(ii) Post-employment Benefits

Defined Benefit Plans

The liability or asset recognised in the Balance Sheet in respect of defined benefit plans is the present value of the defined benefit obligation at the end of the reporting period less the fair value of plan assets. The defined benefit obligation is calculated annually by actuaries using the projected unit credit method.

The present value of the defined benefit obligation is determined by discounting the estimated future cash outflows by reference to market yields at the end of the reporting period on government bonds that have terms approximating to the terms of the related obligation.

The net interest cost is calculated by applying the discount rate to the net balance of the defined benefit obligation and the fair value of plan assets. This cost is included in 'Employee Benefits Expense' in the Statement of Profit and Loss.

Remeasurement gains and losses arising from experience adjustments and changes in actuarial assumptions are recognised in the period in which they occur, directly in other comprehensive income. These are included in 'Retained Earnings' in the Statement of Changes in Equity.

Defined Contribution Plans

Contributions under defined contribution plans payable in keeping with the related schemes are recognised as expenses for the period in which the employee has rendered the service.

(iii) Other Long-term Employee Benefits

The liabilities for earned leave are not expected to be settled wholly within 12 months after the end of the period in which the employees render the related service. They are therefore measured annually by actuaries as the present value of expected future payments to be made in respect of services provided by employees up to the end of the reporting period using the projected unit credit method. The benefits are discounted using the market yields at the end of the reporting period that have terms approximating to the terms of the related obligation. Remeasurements as a result of experience adjustments and changes in actuarial assumptions are recognised in profit or loss.

The obligations are presented under 'Provisions' (current) in the Balance Sheet if the entity does not have an unconditional right to defer settlement for at least twelve months after the reporting period, regardless of when the actual settlement is expected to occur.

NOTES TO CONSOLIDATED FINANCIAL STATEMENTS AS AT AND FOR THE YEAR ENDED 31ST MARCH, 2020**2.18 Income Tax**

The income tax expense for the period is the tax payable on the current period's taxable income based on the applicable income tax rate adjusted by changes in deferred tax assets and liabilities attributable to temporary differences, unused tax credits and to unused tax losses.

The current tax charge is calculated on the basis of the tax laws enacted or substantively enacted at the end of the reporting period. Management periodically evaluates positions taken in tax returns with respect to situations in which applicable tax regulation is subject to interpretation. It establishes provisions where appropriate on the basis of amounts expected to be paid to the tax authorities.

Deferred tax is provided in full, using the liability method, on temporary differences arising between the tax bases of assets and liabilities and their carrying amounts in the consolidated financial statements. However, deferred tax liabilities are not recognised if they arise from the initial recognition of goodwill. Deferred income tax is also not accounted for if it arises from initial recognition of an asset or liability in a transaction other than a business combination that at the time of the transaction affects neither accounting profit nor taxable profit (tax loss). Deferred income tax is determined using tax rates (and laws) that have been enacted or substantially enacted by the end of the reporting period and are expected to apply when the related deferred tax asset is realised or the deferred tax liability is settled.

Deferred tax assets are recognised for all deductible temporary differences, carry forward of unused tax credits and unused tax losses only if it is probable that future taxable amounts will be available to utilise those temporary differences, tax credits and losses.

Deferred tax assets are not recognised for temporary differences between the carrying amount and tax bases of investments in subsidiaries where it is not probable that the differences will reverse in the foreseeable future and taxable profit will not be available against which the temporary difference can be utilised.

The carrying amount of deferred tax assets is reviewed at each Balance Sheet date and reduced to the extent that it is no longer probable that sufficient taxable profits will be available to allow all or part of the asset to be utilised.

Deferred tax assets and liabilities are offset when there is a legally enforceable right to offset current tax assets and liabilities and when the deferred tax balances relate to the same taxation authority. Current tax assets and liabilities are offset where the entity has a legally enforceable right to offset and intends either to settle on a net basis, or to realise the asset and settle the liability simultaneously.

Current and deferred tax is recognised in profit or loss, except to the extent that it relates to items recognised in other comprehensive income or directly in equity, if any. In this case, the tax is also recognised in other comprehensive income or directly in equity, respectively.

2.19 Provisions and Contingencies

Provisions are recognised when the Group has a present legal or constructive obligation as a result of past events, it is probable that an outflow of resources will be required to settle the obligation and the amount can be reliably estimated.

Provisions are measured at the present value of management's best estimate of the expenditure required to settle the present obligation at the end of the reporting period.

A disclosure for contingent liabilities is made when there is a possible obligation arising from past events, the existence of which will be confirmed only by the occurrence or non-occurrence of one or more uncertain future events not wholly within the control of the Group or a present obligation that arises from past events where it is either not probable that an outflow of resources embodying economic benefits will be required to settle or a reliable estimate of the amount cannot be made.

2.20 Dividends

Provision is made for the amount of any dividend declared, being appropriately authorised and no longer at the discretion of entity, on or before the end of the reporting period but not distributed at the end of the reporting period.

2.21 Earnings Per Share**(i) Basic Earnings Per Share**

Basic earnings per share is calculated by dividing:

NOTES TO CONSOLIDATED FINANCIAL STATEMENTS AS AT AND FOR THE YEAR ENDED 31ST MARCH, 2020

the profit attributable to owners of the Parent Company

by the weighted average number of equity shares outstanding during the financial year excluding treasury shares

(ii) Diluted Earnings Per Share

Diluted earnings per share adjusts the figures used in the determination of basic earnings per share to take into account:

the after income tax effect of interest and other financing costs associated with dilutive potential equity shares, and

the weighted average number of additional equity shares that would have been outstanding assuming the conversion of all dilutive potential equity shares.

2.22 Business Combinations

A common control business combination, involving entities or businesses in which all the combining entities or businesses are ultimately controlled by the same party or parties both before and after the business combination and where the control is not transitory, is accounted for using the pooling of interests method. Other business combinations, involving entities or businesses are accounted for using acquisition method.

2.23 Critical Estimates and Judgements

The preparation of consolidated financial statements in conformity with Ind AS requires management to make judgements, estimates and assumptions, that affect the application of accounting policies and the reported amounts of assets, liabilities, income, expenses and disclosures of contingent assets and liabilities at the date of these consolidated financial statements and the reported amounts of revenues and expenses for the years presented. Actual results may differ from these estimates. Estimates and underlying assumptions are reviewed at each Balance Sheet date. Revisions to accounting estimates are recognised in the period in which the estimate is revised and future periods affected.

This note provides an overview of the areas that involved a higher degree of judgement or complexity, and of items which are more likely to be materially adjusted due to estimates and assumptions turning out to be different than those originally assessed. Detailed information about each of these estimates and judgements is included in relevant notes together with information about the basis of calculation for each affected line item in the consolidated financial statements.

The areas involving critical estimates or judgements are:

Employee benefits (Estimation of Defined Benefit Obligation) — Notes 2.17 and 44

Post-employment benefits represent obligations that will be settled in the future and require assumptions to project benefit obligations. Post-employment benefit accounting is intended to reflect the recognition of future benefit costs over the employee's approximate service period, based on the terms of the plans and the investment and funding decisions made. The accounting requires the Group to make assumptions regarding variables such as discount rate and salary growth rate. Changes in these key assumptions can have a significant impact on the defined benefit obligations.

· Impairment of Trade Receivables — Notes 2.9(iii) and 46(A)

The risk of uncollectibility of trade receivables is primarily estimated based on prior experience with, and the past due status of, doubtful debtors, based on factors that include ability to pay, bankruptcy and payment history. The assumptions and estimates applied for determining the provision for impairment are reviewed periodically.

· Estimation of Expected Useful Lives of Property, Plant and Equipment — Notes 2.3 and 4

Management reviews its estimate of the useful lives of property, plant and equipment at each reporting date, based on the expected utility of the assets. Uncertainties in these estimates relate to technical and economic obsolescence that may change the utility of property, plant and equipment.

· Contingencies — Notes 2.19 and 37

Legal proceedings covering some of the matters are pending against the Group. Due to the uncertainty inherent in such matters, it is often difficult to predict the final outcome. The cases and claims against the Group often raise difficult and complex factual and legal issues that are subject to many uncertainties and complexities, including but not limited to the facts and circumstances of each particular case/claim, the jurisdiction and the differences

NOTES TO CONSOLIDATED FINANCIAL STATEMENTS AS AT AND FOR THE YEAR ENDED 31ST MARCH, 2020

in applicable law. In the normal course of business, the Group consults with legal counsel and other experts on matters related to litigations. The Group accrues a liability when it is determined that an adverse outcome is probable and the amount of the loss can be reasonably estimated. In the event an adverse outcome is possible or an estimate is not determinable, the matter is disclosed.

· **Fair Value Measurements — Notes 2.9(vi) and 45**

When the fair values of financial assets and financial liabilities recorded in the Balance Sheet cannot be measured based on quoted prices in active markets, their fair values are measured using valuation techniques, including the discounted cash flow model, which involve various judgements and assumptions.

· **Impairment of Goodwill — Notes 2.2(iii) and 49**

Goodwill is tested for impairment atleast on an annual basis and when events that occur/ change in circumstances indicate that recoverable amount of the cash generating unit (CGU) is less than its carrying value. The recoverable amount of a Cash Generating Unit (CGU) is determined based on value-in-use calculations which require the use of assumptions. The calculations use cash flow projections based on financial budgets approved by management covering a five-year-period. The Group is required to make significant judgements, estimates and assumptions inter-alia concerning the growth in earnings before interest, tax, depreciation and amortisation (EBITDA), long-term growth rates, discount rates to reflect the risks involved.

· **Accounting for Sale of Products as per Franchise Agreement**

The Parent Company, inter alia, is engaged in the manufacturing of the Eneos brand of products as per the Franchise Agreement of September 24, 2014 with JX Nippon TWO Lubricants India Private Limited [a 50:50 joint venture between the Parent Company and JXTG Nippon Oil and Energy Corporation (formerly known as JX Nippon Oil & Energy Corporation)] (the 'Arrangement').

The Parent Company is responsible for / carries out the manufacturing, marketing and selling of the Eneos brand of products and also bears the inventory risk. Based on the actual execution as aforesaid, the Parent Company is the primary obligor and accordingly the management has determined that it acts as a Principal in substance under the aforesaid Arrangement and recognises the gross revenue, which is reflected in these consolidated financial statements.

Note 3.1

GROUP INFORMATION

The consolidated financial statements comprise the financial statements of the Parent Company and its wholly owned subsidiary companies and joint venture as detailed below. Unless otherwise stated, they have share capital consisting solely of equity shares that are held by the Group and the proportion of ownership interests held equals the voting rights held by the Group.

A) Subsidiary Companies

SL. No.	Name of the Entity	Place of Business/ Country of Incorporation	Proportion of Ownership Interest held by the Group		Principal Business Activities
			As at 31st March, 2020	As at 31st March, 2019	
1	Veedol International Limited	United Kingdom	100%	100%	To earn royalty from exploitation of brand
2	Veedol International DMCC	United Arab Emirates	100%	100%	To market lubricants
3	Veedol International BV*	Netherlands	NA	100%	To market lubricants
4	Veedol UK Limited (formerly Price Thomas Holdings Limited)	United Kingdom	100%	100%	To manage its subsidiary
5	Veedol Deutschland GmbH	Germany	100%	100%	To market lubricants
6	Granville Oil & Chemicals Limited **	United Kingdom	100%	100%	To manufacture and market lubricants
7	Veedol International Americas Inc. #	Canada	100%	100%	To market lubricants

* Veedol International BV has been liquidated and its operations have been wound up at the close of business as at 31st December, 2019.

** Wholly Owned Subsidiary of Veedol UK Limited ('VUK')

Wholly Owned Subsidiary of Veedol International Limited ('VIL')

NOTES TO CONSOLIDATED FINANCIAL STATEMENTS AS AT AND FOR THE YEAR ENDED 31ST MARCH, 2020

(All amounts in Rs. Crores, unless otherwise stated)

B) Joint Venture

Set out below is the joint venture forming part of the Group as at the year-end which, in the opinion of the directors, is material to the Group. The entity listed below has share capital consisting solely of equity shares, which are held directly by the Parent Company. The country of incorporation or registration is also its principal place of business, and the proportion of ownership interest is the same as the proportion of voting rights held.

Name of Entity	Place of Business/ Country of Incorporation	% of Ownership Interest	Relationship	Accounting Method	Carrying Amount	
					31st March, 2020	31st March, 2019
JX Nippon TWO Lubricants India Private Limited	India	50	Joint Venture	Equity Method	75.64	69.41

JX Nippon TWO Lubricants India Private Limited is an unlisted entity, which is engaged in the business of marketing, distribution and sale of lubricants through Parent Company.

Contingent Liabilities in respect of Joint Venture:

Particulars	As at 31st March, 2020	As at 31st March, 2019
Share of joint venture's contingent liabilities in respect of a demand raised by the Income Tax Authorities against the entity	1.18	1.18

Summarised financial information for Joint Venture

The table below provides summarised financial information for the joint venture that is material to the Group. The information disclosed reflects the amounts presented in the financial statements of the joint venture and not Parent Company's share of those amounts.

Summarised Balance Sheet

Particulars	As at 31st March, 2020	As at 31st March, 2019
Current Assets		
Cash and Cash Equivalents	87.57	62.88
Other Assets	20.55	27.07
Total Current Assets	108.12	89.95
Total Non-current Assets	77.12	84.50
Current Liabilities		
Other Liabilities	26.82	26.70
Total Current Liabilities	26.82	26.70
Non-current Liabilities		
Other Liabilities (Non-financial)	7.14	8.93
Total Non-current Liabilities	7.14	8.93
Net Assets	151.28	138.82

Reconciliation to Carrying Amount of Interest in Joint Venture

Particulars	As at 31st March, 2020	As at 31st March, 2019
Opening Net Assets	138.82	138.26
Profit for the Year	35.22	21.31
Other Comprehensive Income	(0.01)	(0.01)
Dividends Paid (including Tax on Dividend)	22.75	20.74
Closing Net Assets	151.28	138.82
Group's Share (in %)	50%	50%
Group's Share - Carrying Amount	75.64	69.41

NOTES TO CONSOLIDATED FINANCIAL STATEMENTS AS AT AND FOR THE YEAR ENDED 31ST MARCH, 2020

(All amounts in Rs. Crores, unless otherwise stated)

Summarised Statement of Profit and Loss

Particulars	Year ended 31st March, 2020	Year ended 31st March, 2019
Revenue	210.56	183.80
Interest Income	3.74	3.07
Depreciation and Amortisation	(10.78)	(10.85)
Income Tax Expense	(10.44)	(8.50)
Profit from Continuing Operations	35.22	21.31
Other Comprehensive Income	(0.01)	(0.01)
Total Comprehensive Income	35.21	21.30
Dividends Received	9.44	8.60

Note 3.2

ADDITIONAL INFORMATION AS REQUIRED BY SCHEDULE III TO THE ACT

	Net Assets, i.e., Total Assets Minus Total Liabilities		Share in Profit/(Loss)		Share in Other Comprehensive Income		Share in Total Comprehensive Income	
	As % of Consolidated Net Assets	Amount	As % of Consolidated Profit/(Loss)	Amount	As % of Consolidated Other Comprehensive Income	Amount	As % of Consolidated Total Comprehensive Income	Amount
Parent								
Tide Water Oil Co. (India) Limited	98.87%	672.92	86.62%	105.73	67.55%	(3.58)	87.49%	102.15
31st March, 2020								
31st March, 2019	97.34%	622.96	99.74%	96.72	140.91%	(0.93)	99.46%	95.79
Subsidiaries								
Foreign								
1. Veedol UK Limited #								
31st March, 2020	5.99%	40.79	7.37%	9.00	-	-	7.71%	9.00
31st March, 2019	5.61%	35.94	6.81%	6.60	-	-	6.85%	6.60
2. Veedol International Limited #								
31st March, 2020	0.50%	3.43	-0.90%	(1.10)	-	-	-0.95%	(1.10)
31st March, 2019	0.51%	3.25	-2.05%	(1.99)	-	-	-2.07%	(1.99)
3. Veedol International DMCC								
31st March, 2020	0.35%	2.35	0.27%	0.33	-	-	0.28%	0.33
31st March, 2019	0.29%	1.83	-1.14%	(1.11)	-	-	-1.15%	(1.11)
4. Veedol International BV								
31st March, 2020	-	-	0.77%	0.94	-	-	0.81%	0.94
31st March, 2019	0.06%	0.40	-1.56%	(1.51)	-	-	-1.57%	(1.51)
5. Veedol Deutschland GmbH								
31st March, 2020	-2.94%	(20.00)	-4.99%	(6.09)	-	-	-5.22%	(6.09)
31st March, 2019	-4.41%	(28.25)	-8.62%	(8.36)	-	-	-8.68%	(8.36)
Joint Venture								
Indian								
JX Nippon TWO Lubricants India Private Limited								
31st March, 2020			12.84%	15.67	0.00%	*(0.00)	13.42%	15.67
31st March, 2019			10.98%	10.65	0.00%	*(0.00)	11.06%	10.65
Sub Total 31st March, 2020		699.49		124.48		(3.58)		120.90
Sub Total 31st March, 2019		636.13		101.00		(0.93)		100.07
Elimination/ Adjustments on Consolidation								
31st March, 2020	-2.77%	(18.88)	-1.98%	(2.42)	32.45%	(1.72)	-3.54%	(4.14)
31st March, 2019	0.60%	3.83	-4.16%	(4.03)	-40.91%	0.27	-3.90%	(3.76)
Grand Total 31st March, 2020		680.61		122.06		(5.30)		116.76
Grand Total 31st March, 2019		639.96		96.97		(0.66)		96.31

*Amounts are below the rounding off norm adopted by the Group

Including its wholly owned subsidiary

NOTES TO CONSOLIDATED FINANCIAL STATEMENTS AS AT AND FOR THE YEAR ENDED 31ST MARCH, 2020

(All amounts in Rs. Crores, unless otherwise stated)

4.1. PROPERTY, PLANT AND EQUIPMENT

Description	GROSS CARRYING AMOUNT						ACCUMULATED DEPRECIATION						NET CARRYING AMOUNT		
	As at 1st April, 2019	Adjustments during the Year @	Additions during the Year	Disposals during the Year	Exchange Rate Difference	As at 31st March, 2020	As at 1st April, 2019	Adjustments during the Year @	Depreciation for the Year	Adjustment on Disposals	Exchange Rate Difference	As at 31st March, 2020	As at 31st March, 2020	As at 31st March, 2019	
Freehold Land	17.21	-	-	-	-	17.21	-	-	-	-	-	-	17.21	17.21	
Leasehold Land	1.94	(1.94)	-	-	-	-	0.08	(0.08)	-	-	-	-	-	1.86	
Buildings	57.65	-	6.13	-	0.49	64.27	5.99	-	2.14	-	0.15	8.28	55.99	51.66	
Plant and Equipments	51.72	(2.07)	13.02	0.15	0.29	62.81	16.03	(0.41)	5.35	0.11	0.29	21.15	41.66	35.69	
Furniture and Fixtures	3.73	-	0.37	0.03	0.09	4.16	2.14	-	0.42	0.02	0.09	2.63	1.53	1.59	
Office Equipments	1.39	-	0.27	0.01	0.14	1.79	0.85	-	0.20	0.01	0.03	1.07	0.72	0.54	
Servers and Networks	0.76	-	0.01	-	-	0.77	0.53	-	0.09	-	-	0.62	0.15	0.23	
Desktop/ Laptop, etc.	1.50	-	0.30	0.02	-	1.78	1.02	-	0.29	0.02	-	1.29	0.49	0.48	
Electrical Installation	3.07	-	1.00	-	-	4.07	0.76	-	0.33	-	-	1.09	2.98	2.31	
Laboratory Equipments	4.55	-	0.65	-	-	5.20	1.94	-	0.63	-	-	2.57	2.63	2.61	
Vehicles	3.25	-	1.11	0.47	0.05	3.94	0.98	-	0.68	0.30	0.02	1.38	2.56	2.27	
Windmill	12.98	-	-	-	-	12.98	3.04	-	0.76	-	-	3.80	9.18	9.94	
Total	159.75	(4.01)	22.86	0.68	1.06	178.98	33.36	(0.49)	10.89	0.46	0.58	43.88	135.10	126.39	

@ Prepaid payment with respect to Leasehold Land and Plant & Equipments acquired under Finance Lease have been reclassified under Right-of-Use Assets on adoption of Ind AS 116 'Leases'.

NOTES TO CONSOLIDATED FINANCIAL STATEMENTS AS AT AND FOR THE YEAR ENDED 31ST MARCH, 2020

(All amounts in Rs. Crores, unless otherwise stated)

Description	GROSS CARRYING AMOUNT						ACCUMULATED DEPRECIATION						NET CARRYING AMOUNT	
	As at 1st April, 2018	Adjustments during the Year#	Additions during the Year	Disposals during the Year	Exchange Rate Difference	As at 31st March 2019	As at 1st April, 2018	Adjustments during the Year #	Depreciation for the Year	Adjustments on Disposals	Exchange Rate Difference	As at 31st March 2019	As at 31st March 2019	As at 31st March 2018
Freehold Land	17.21	-	-	-	-	17.21	-	-	-	-	-	-	17.21	17.21
Leasehold Land	1.94	-	-	-	-	1.94	0.06	-	0.02	-	-	0.08	1.86	1.88
Buildings	53.08	(1.34)	6.24	0.01	(0.32)	57.65	4.15	(0.09)	2.02	-	(0.09)	5.99	51.66	48.93
Plant and Equipments	44.42	-	8.35	0.70	(0.35)	51.72	11.47	-	4.93	0.22	(0.15)	16.03	35.69	32.95
Furniture and Fixtures	3.59	-	0.18	0.05	0.01	3.73	1.74	-	0.44	0.05	0.01	2.14	1.59	1.85
Office Equipments	0.98	-	0.33	0.02	0.10	1.39	0.70	-	0.16	0.02	0.01	0.85	0.54	0.28
Servers and Networks	0.68	-	0.08	-	-	0.76	0.42	-	0.11	-	-	0.53	0.23	0.26
Desktop/Laptop, etc.	1.11	-	0.44	0.05	-	1.50	0.80	-	0.27	0.05	-	1.02	0.48	0.31
Electrical Installation	2.42	-	0.65	-	-	3.07	0.48	-	0.28	-	-	0.76	2.31	1.94
Laboratory Equipments	3.94	-	0.82	0.21	-	4.55	1.49	-	0.58	0.13	-	1.94	2.61	2.45
Vehicles	2.76	-	1.03	0.54	-	3.25	0.85	-	0.56	0.42	(0.01)	0.98	2.27	1.91
Windmill	12.98	-	-	-	-	12.98	2.28	-	0.76	-	-	3.04	9.94	10.70
Total	145.11	(1.34)	18.12	1.58	(0.56)	159.75	24.44	(0.09)	10.13	0.89	(0.23)	33.36	126.39	120.67

Assets transferred from Property, Plant and Equipment to Investment Properties during the previous year.

(a) The title deeds of immovable properties comprising land and buildings, as disclosed above, are held in the name of the Group. The lease deed for the leasehold land in West Bengal is in the process of being renewed.

(b) The carrying amount of Plant and Equipments acquired under finance lease was Rs. 1.65 crores as at March 31, 2019.

(c) Refer Note 38 for disclosure of capital commitments for acquisition of property, plant and equipment.

(d) Refer Note 16 for information on property, plant and equipment pledged as security by a subsidiary in the previous year.

NOTES TO CONSOLIDATED FINANCIAL STATEMENTS AS AT AND FOR THE YEAR ENDED 31ST MARCH, 2020

(All amounts in Rs. Crores, unless otherwise stated)

4.2 RIGHT-OF-USE ASSETS

Particulars	Land	Building	Plant & Equipment	Total
Gross Carrying Amount as at 1st April, 2019 (on account of adoption of Ind AS 116 - Refer Note 40)	1.86	1.32	1.66	4.84
Additions during the Year	-	2.11	-	2.11
Exchange Rate Difference	-	0.06	0.06	0.12
Gross Carrying Amount as at 31st March, 2020	1.86	3.49	1.72	7.07
Accumulated Depreciation as at 1st April, 2019	-	-	-	-
Depreciation for the Year	0.02	0.94	0.42	1.38
Exchange Rate Difference	-	0.02	0.01	0.03
Accumulated Depreciation as at 31st March, 2020	0.02	0.96	0.43	1.41
Net Carrying Amount as at 1st April, 2019 (on account of adoption of Ind AS 116)	1.86	1.32	1.66	4.84
Net Carrying Amount as at 31st March, 2020	1.84	2.53	1.29	5.66

(a) Refer Note 16 for information on Plant & Equipments pledged as security by a subsidiary.

4.3 CAPITAL WORK-IN-PROGRESS

Particulars	As at 31st March, 2020	As at 31st March, 2019
Carrying Amount at the End of the Year	11.79	1.78

4.4 INVESTMENT PROPERTIES

Description	GROSS CARRYING AMOUNT						ACCUMULATED DEPRECIATION						NET CARRYING AMOUNT	
	As at 1st April, 2019	Ad-just-ments during the Year	Addi-tions during the Year	Dis-posals during the Year	Ex-change Rate Difference	As at 31st March, 2020	As at 1st April, 2019	Ad-just-ments during the Year	De-prec-iation for the Year	Ad-just-ments on Dis-pos-als	Ex-change Rate Difference	As at 31st March, 2020	As at 31st March, 2020	As at 31st March, 2019
Buildings	1.67	-	-	-	-	1.67	0.15	-	0.03	-	-	0.18	1.49	1.52

Description	GROSS CARRYING AMOUNT						ACCUMULATED DEPRECIATION						NET CARRYING AMOUNT	
	As at 1st April, 2018	Ad-just-ments during the Year #	Addi-tions during the Year	Dis-posals during the Year	Ex-change Rate Difference	As at 31st March, 2019	As at 1st April, 2018	Ad-just-ments during the Year #	De-prec-iation for the Year	Ad-just-ments on Dis-pos-als	Ex-change Rate Difference	As at 31st March, 2019	As at 31st March, 2019	As at 31st March, 2018
Buildings	0.33	1.34	-	-	-	1.67	0.03	0.09	0.03	-	-	0.15	1.52	0.30

Assets transferred from Property, Plant and Equipment to Investment Properties during the Previous year

NOTES TO CONSOLIDATED FINANCIAL STATEMENTS AS AT AND FOR THE YEAR ENDED 31ST MARCH, 2020

(All amounts in Rs. Crores, unless otherwise stated)

	As at 31st March, 2020	As at 31st March, 2019
(a) Fair Value of Investment Properties carried at cost	12.15	8.98
The Group obtains independent valuations for its investment properties at least annually. The best evidence of fair value is current prices in an active market for similar properties. Where such information is not available, the Group considers the current prices in an active market for properties of different nature or recent prices of similar properties in less active market, adjusted to reflect those differences.		
The fair values of investment properties have been determined by accredited independent valuers, who hold recognised and relevant professional qualifications. Valuation is based on rental growth rates, expected vacancy rates, terminal yields and discount rates based on comparable transactions and industry data. All resulting fair value estimates for investment properties are included in level 3.		
(b) Amounts recognised in Profit or Loss for Investment Properties		
Rental Income	0.38	0.35
Depreciation Expense	0.03	0.03
(c) Refer Note 39 for disclosure on Leases.		

4.5 INTANGIBLE ASSETS

Description	GROSS CARRYING AMOUNT						ACCUMULATED AMORTISATION						NET CARRYING AMOUNT		
	As at 1st April, 2019	Ad-just-ments during the Year	Addi-tions during the Year	Dis-pos-als during the Year	Ex-change Rate Difference	As at 31st March, 2020	As at 1st April, 2019	Ad-just-ments during the Year	Am-orti-sation for the Year	Ad-just-ment on Dis-pos-als	Ex-change Rate Difference	As at 31st March, 2020	As at 31st March, 2020	As at 31st March, 2019	
Computer Software - Acquired	1.79	-	0.03	-	0.04	1.86	1.41	-	0.19	-	0.04	1.64	0.22	0.38	
Goodwill (Refer Note 49)	120.55	-	-	-	-	120.55	-	-	-	-	-	-	120.55	120.55	

Description	GROSS CARRYING AMOUNT						ACCUMULATED AMORTISATION						NET CARRYING AMOUNT		
	As at 1st April, 2018	Ad-just-ments during the Year	Addi-tions during the Year	Dis-pos-als during the Year	Ex-change Rate Difference	As at 31st March, 2019	As at 1st April, 2018	Ad-just-ments during the Year	Am-orti-sation for the Year	Ad-just-ment on Dis-pos-als	Ex-change Rate Difference	As at 31st March, 2019	As at 31st March, 2019	As at 31st March, 2018	
Computer Software - Acquired	1.45	-	0.26	* 0.00	0.08	1.79	1.11	-	0.30	* 0.00	-	1.41	0.38	0.34	
Goodwill (Refer Note 49)	120.55	-	-	-	-	120.55	-	-	-	-	-	-	120.55	120.55	

*Amounts are below the rounding off norm adopted by the Group.

NOTES TO CONSOLIDATED FINANCIAL STATEMENTS AS AT AND FOR THE YEAR ENDED 31ST MARCH, 2020

(All amounts in Rs. Crores, unless otherwise stated)

	<u>As at 31st March, 2020</u>	<u>As at 31st March, 2019</u>
Note 5		
INVESTMENTS		
Non-current		
Investments in Equity Instruments		
Investments in Other Bodies Corporate (At FVOCI)		
Unquoted		
Yule Financing and Leasing Co. Ltd *	-	-
194,640 (Previous Year: 194,640) Equity Shares of Rs. 10/- each fully paid (Amount Net of Provision of Rs. 0.19 Crores, Previous Year: Rs. 0.19 Crores)		
WEBFIL Limited *	-	-
410,000 (Previous Year: 410,000) Equity shares of Rs.10/- each fully paid (Amount Net of Provision of Rs. 0.41 Crores, Previous Year: Rs. 0.41 Crores)		
Woodlands Multispeciality Hospital Limited	**0.00	**0.00
650 (Previous Year: 650) Equity Shares of Rs. 10/- each fully paid		
	<u>**0.00</u>	<u>**0.00</u>
(a) Aggregate amount of Unquoted Investments	**0.00	**0.00
(b) Aggregate amount of Impairment in Value of Investments	0.60	0.60
Refer Note 45 for information about Fair Value Measurements and Note 46 for Credit Risk and Market Risk on Investments.		
*Equity shares in these companies have not been traded for long, accordingly, has been considered under unquoted investments.		
Note 6		
LOANS		
A. Non-current		
Loans - Unsecured, Considered Good		
Security Deposits	2.03	2.14
Loans to Employees	0.23	0.25
Other Loans	-	0.36
Loans - Credit Impaired		
Security Deposits	0.03	0.03
Less: Loss Allowance	<u>(0.03)</u>	<u>(0.03)</u>
	<u>2.26</u>	<u>2.75</u>
B. Current		
Loans - Unsecured, Considered Good		
Security Deposit	-	0.01
Loans to Employees	<u>0.06</u>	<u>0.04</u>
	<u>0.06</u>	<u>0.05</u>
Note 7		
OTHER FINANCIAL ASSETS		
A. Non-current		
Unsecured, Considered Good		
Balances with Banks		
In Fixed Deposits (Maturity of more than Twelve Months)	<u>0.01</u>	<u>0.20</u>
	<u>0.01</u>	<u>0.20</u>
B. Current		
Unsecured, Considered Good		
Accrued Interest on Fixed Deposits	5.08	5.41
Other Advances (Claims Receivable, etc.)	<u>-</u>	<u>1.03</u>
	<u>5.08</u>	<u>6.44</u>

**Amounts are below the rounding off norm adopted by the Group.

NOTES TO CONSOLIDATED FINANCIAL STATEMENTS AS AT AND FOR THE YEAR ENDED 31ST MARCH, 2020

(All amounts in Rs. Crores, unless otherwise stated)

	<u>As at 31st March, 2020</u>	<u>As at 31st March, 2019</u>
Note 8		
OTHER ASSETS		
A. Non-current		
Unsecured, Considered Good		
Capital Advances	0.76	2.26
Advances other than Capital Advances	1.92	1.99
Deferred Employee Cost	0.05	0.05
Unsecured, Considered Doubtful		
Advances other than Capital Advances	0.27	0.27
Less: Provision for Doubtful Advances	<u>(0.27)</u>	<u>(0.27)</u>
	<u>2.73</u>	<u>4.30</u>
B. Current		
Unsecured, Considered Good		
Advances Recoverable		
From Related Party (Refer Note 43)	0.50	0.57
From Others	9.34	6.63
Balances with Government Authorities	22.50	23.08
Prepaid Expenses	2.99	4.28
Deferred Employee Cost	0.01	0.01
Unsecured, Considered Doubtful		
Advances Recoverable from Others	0.24	-
Less: Provision for Doubtful Advances	<u>(0.24)</u>	<u>-</u>
	<u>35.34</u>	<u>34.57</u>
Note 9		
INVENTORIES		
- At Lower of Cost and Net Realisable Value		
Raw Materials		
In-transit	12.57	12.13
Others	74.17	78.60
Finished Goods	111.69	97.28
Stock-in Trade	1.72	-
Stores and Spares	0.59	1.33
	<u>200.74</u>	<u>189.34</u>

Inventories of Parent Company amounting to Rs. 180.12 Crores (Previous Year: Rs. 167.14 Crores) are pledged against the available borrowing facilities which can be availed by the Parent Company, as mentioned in Note 46(B) and inventories of a subsidiary amounting to Rs. 20.47 Crores (Previous Year: Rs. 19.20 Crores) are pledged against the borrowings obtained by the subsidiary as referred in Note 16.

Note 10**TRADE RECEIVABLES**

Trade Receivables Considered Good - Secured	18.72	27.95
Trade Receivables Considered Good - Unsecured		
From Related Parties (Refer Note 43)	1.20	1.48
From Others	131.73	166.90
Trade Receivables - Credit Impaired	<u>8.02</u>	<u>4.87</u>
	159.67	201.20
Less: Loss Allowance	<u>(8.02)</u>	<u>(4.87)</u>
	<u>151.65</u>	<u>196.33</u>

Refer Note 46 for Credit Risk and Market Risk on Trade Receivables.

Trade receivables of Parent Company amounting to Rs. 103.60 Crores (Previous Year: Rs. 148.31 Crores) are pledged against the available borrowing facilities which can be availed by the Parent Company, as mentioned in Note 46(B) and trade receivables of a subsidiary amounting to Rs. 24.26 Crores (Previous Year: Rs. 23.58 Crores) are pledged against the borrowings obtained by the subsidiary as referred in Note 16.

NOTES TO CONSOLIDATED FINANCIAL STATEMENTS AS AT AND FOR THE YEAR ENDED 31ST MARCH, 2020

(All amounts in Rs. Crores, unless otherwise stated)

	<u>As at 31st March, 2020</u>	<u>As at 31st March, 2019</u>
Note 11		
CASH AND CASH EQUIVALENTS		
Balances with Banks		
- In Current Accounts	24.10	13.59
- In EEFC Accounts	4.65	-
- In Fixed Deposits (Original Maturity of less than Three Months)	8.61	15.83
Cheques, Drafts on Hand	0.13	4.30
Cash on Hand	0.06	0.03
	<u>37.55</u>	<u>33.75</u>
NOTE 12		
OTHER BANK BALANCES		
Balances with Banks		
- In Unpaid Dividend Accounts *	1.89	1.88
- In Fixed Deposits (Original Maturity of more than Three Months)	165.07	124.23
	<u>166.96</u>	<u>126.11</u>
* Earmarked for Payment of Unclaimed Dividend		
NOTE 13		
CURRENT TAX ASSETS (NET)		
Advance Tax (Net of Provision for Tax: Rs. 512.26 Crores; Previous Year: Rs. 476 Crores)	13.85	14.36
	<u>13.85</u>	<u>14.36</u>
NOTE 14		
EQUITY SHARE CAPITAL		
Authorised:		
4,00,00,000 Equity Shares of Rs. 5/- each *	<u>20.00</u>	<u>20.00</u>
Issued, Subscribed and Paid-up:		
34,84,800 Equity Shares of Rs. 5/- each, fully paid-up *	1.74	1.74
Less: Shares held by Employee Benefit Trust (Refer Note 48)	(0.04)	(0.04)
	<u>1.70</u>	<u>1.70</u>

* There were no changes in the number of shares during the years ended 31st March, 2020 and 31st March, 2019

(a) Terms and Rights attached to Equity Shares

The Parent Company has one class of Equity Shares having a par value of Rs. 5/- per share. Each shareholder is eligible for one vote per share held. The dividend proposed by the Board of Directors is subject to the approval of the shareholders in the ensuing Annual General Meeting, except in case of interim dividend. In the event of liquidation, the equity shareholders are eligible to receive the remaining assets of the Parent Company after distribution of all preferential amounts, in proportion to their shareholding

(b) Details of Equity Shares held by Shareholders holding more than 5% of the aggregate shares in the Parent Company

Name of Shareholder	Number	Holding%	Number	Holding%
Andrew Yule and Company Limited	914,223	26.23	914,223	26.23
Standard Greases and Specialities Private Limited	1,022,833	29.35	1,022,833	29.35
United India Insurance Company Limited	239,848	6.88	239,848	6.88

NOTES TO CONSOLIDATED FINANCIAL STATEMENTS AS AT AND FOR THE YEAR ENDED 31ST MARCH, 2020

(All amounts in Rs. Crores, unless otherwise stated)

	<u>As at 31st March, 2020</u>	<u>As at 31st March, 2019</u>
Note 15		
OTHER EQUITY		
Reserves and Surplus		
Securities Premium		
Opening Balance	3.52	3.52
Closing Balance	<u>3.52</u>	<u>3.52</u>
General Reserve		
Opening Balance	90.00	90.00
Closing Balance	<u>90.00</u>	<u>90.00</u>
Foreign Currency Translation Reserve		
Opening Balance	(4.63)	(4.90)
Exchange Differences on Translation of Foreign Operations during the Year	(1.72)	0.27
Closing Balance	<u>(6.35)</u>	<u>(4.63)</u>
Retained Earnings		
Opening Balance	558.95	572.98
Profit for the Year	122.06	96.97
Item of Other Comprehensive Income Recognised Directly in Retained Earnings		
-Remeasurement on Post-employment Defined Benefit Plans, Net of Tax	(3.59)	(0.93)
Dividend Paid (Refer Note 47)	(64.47)	(90.61)
Dividend Distribution Tax Paid (Refer Note 47)	(12.25)	(19.46)
Closing Balance	<u>600.70</u>	<u>558.95</u>
Balance with Employee Benefit Trust (Refer Note 48)		
Opening Balance	(9.58)	(12.96)
Amount Received during the Year	0.62	3.38
Closing Balance	<u>(8.96)</u>	<u>(9.58)</u>
	<u>678.91</u>	<u>638.26</u>

Nature and Purpose of Each Reserve**Securities Premium**

Securities premium is used to record premium received on issue of shares. The reserve may be utilised in accordance with the provisions of the Act.

General Reserve

Under the erstwhile Companies Act 1956, a general reserve was created through an annual transfer of net profits at a specified percentage in accordance with applicable regulations. Consequent to the introduction of the Act, the requirement to mandatory transfer a specified percentage of net profit to general reserve has been withdrawn though the Group may transfer such percentage of its profits for the financial year as it may consider appropriate. Declaration of dividends out of such reserve shall not be made except in accordance with rules prescribed in this behalf under the Act.

Foreign Currency Translation Reserve

Exchange differences arising from translation of foreign operations are recognised in other comprehensive income as described in accounting policies [Refer Note 2.16 (iii)] and accumulated in a separate reserve within equity.

NOTES TO CONSOLIDATED FINANCIAL STATEMENTS AS AT AND FOR THE YEAR ENDED 31ST MARCH, 2020

(All amounts in Rs. Crores, unless otherwise stated)

	<u>As at 31st March, 2020</u>	<u>As at 31st March, 2019</u>
Note 16		
BORROWINGS		
A. Non Current		
Obligations under Finance Leases #	-	1.15
	<u>-</u>	<u>1.15</u>
B. Current		
Bank Borrowings @	34.68	37.68
Obligations under Finance Leases #	-	0.37
	<u>34.68</u>	<u>38.05</u>
<p>@ Comprise overdraft facilities (repayable on demand) availed by certain subsidiaries of which Rs. 27.33 Crores (Previous Year: Rs. 31.54 Crores) are backed by guarantees given by the Parent Company and Rs. 7.35 Crores (Previous Year: Rs. 6.14 Crores) are secured by fixed and floating charge over the assets of the respective subsidiary.</p> <p># Secured by charge over plant and equipments acquired under finance lease. Repayable in 60 equal monthly instalments. The same has been reclassified to Lease Liabilities (refer Note 17) on 1st April, 2019 on account of adoption of Ind AS 116, "Leases" Refer Note 40 for changes in Accounting policies.</p>		
Note 17		
A. Non Current		
Lease Liabilities	2.23	-
	<u>2.23</u>	<u>-</u>
B. Current		
Lease Liabilities	1.55	-
	<u>1.55</u>	<u>-</u>
Note 18		
OTHER FINANCIAL LIABILITIES		
A. Non-current		
Security Deposit Received (in the course of Business)		
From Related Party (Refer Note 43)	0.03	0.03
From Others	21.14	20.18
	<u>21.17</u>	<u>20.21</u>
B. Current		
Unpaid Dividend	1.89	1.88
Payable to Employees	0.28	0.27
	<u>2.17</u>	<u>2.15</u>
Note 19		
PROVISIONS		
A. Non-current		
Provision for Employee Benefits	27.05	22.10
	<u>27.05</u>	<u>22.10</u>
B. Current		
Provision for Employee Benefits	6.36	4.04
Provision for Dismantling of Assets	0.90	0.90
Provision for Others	-	0.11
	<u>7.26</u>	<u>5.05</u>

NOTES TO CONSOLIDATED FINANCIAL STATEMENTS AS AT AND FOR THE YEAR ENDED 31ST MARCH, 2020

(All amounts in Rs. Crores, unless otherwise stated)

	As at 31st March, 2020	As at 31st March, 2019
Note 20		
DEFERRED TAX LIABILITIES (NET)		
Deferred Tax Liabilities		
Property, Plant and Equipment / Intangible Assets / Investment Properties	9.11	10.85
Right-of-Use Assets	0.73	-
Deferred Employee Cost	0.03	0.04
Gross Deferred Tax Liabilities	<u>9.87</u>	<u>10.89</u>
Deferred Tax Assets		
Provision for Employee Benefits	4.70	4.99
Provision for Doubtful Debts, Advances and Deposits	1.05	1.42
Dismantling of Assets	0.22	0.31
Lease Liabilities	0.72	-
Gross Deferred Tax Assets	<u>6.69</u>	<u>6.72</u>
Deferred Tax Liabilities (Net)	<u>3.18</u>	<u>4.17</u>

Refer Note 34 for movement in deferred tax (assets)/ liabilities and Note 35 for unused tax losses relating to subsidiaries and unrecognised temporary differences.

Note 21**TRADE PAYABLES**

Total Outstanding Dues of Micro and Small Enterprises	3.49	5.52
Total Outstanding Dues of Creditors other than Micro and Small Enterprises		
Dues to Related Parties (Refer Note 43)	20.91	24.39
Dues to Others	<u>147.99</u>	<u>149.48</u>
	<u>172.39</u>	<u>179.39</u>

Trade payables are non-interest bearing and normally settled within 60 days term. Refer Note 46 for information about liquidity risk and market risk on trade payables.

NOTE 22**CURRENT TAX LIABILITIES**

Provision for Taxation (Net of Advance Tax: Rs. 3.22 Crores; Previous Year: 0.93 Crores)	1.45	0.81
	<u>1.45</u>	<u>0.81</u>

Note 23**OTHER CURRENT LIABILITIES**

Contract Liabilities (Refer Note 41)	4.22	3.05
Other Liabilities (Duties, Taxes, etc.)	8.72	12.14
	<u>12.94</u>	<u>15.19</u>

Year ended 31st March, 2020	Year ended 31st March, 2019
--	--

Note 24**REVENUE FROM OPERATIONS**

Revenue from Contracts with Customers		
Sale of Goods	1,314.74	1,374.89
Other Operating Revenue	1.83	2.11
Revenue from Continuing Operations	<u>1,316.57</u>	<u>1,377.00</u>

Reconciliation of Revenue Recognized with Contract Price:

NOTES TO CONSOLIDATED FINANCIAL STATEMENTS AS AT AND FOR THE YEAR ENDED 31ST MARCH, 2020

(All amounts in Rs. Crores, unless otherwise stated)

	Year ended 31st March, 2020	Year ended 31st March, 2019
Contract Price	1,368.27	1,430.50
Adjustments for Schemes & Discounts	51.70	53.50
Revenue from Continuing Operations	<u>1,316.57</u>	<u>1,377.00</u>
Note 25		
OTHER INCOME		
Interest Income from Financial Assets at Amortised Cost		
Fixed Deposits with Banks, etc.	12.24	12.19
Employee Loans	1.63	0.05
Other Non-operating Income		
Liabilities No Longer Required Written Back	0.47	2.11
Provision for Tax Relating to Earlier Year Written Back	0.02	-
Provision for Doubtful Debts Written Back	0.55	0.62
Rent Income (Refer Note 39)	0.56	0.71
Net Gain on Disposal of Property, Plant and Equipment	-	0.07
Net Loss on Foreign Exchange Transactions and Translations	0.65	-
Miscellaneous Income	5.46	5.30
	<u>21.58</u>	<u>21.05</u>
Note 26		
COST OF MATERIALS CONSUMED		
Raw Materials (including Packing Materials)		
Opening Stock	90.73	94.25
Add: Purchased during the Year	655.49	786.02
Less: Closing Stock	86.74	90.73
	<u>659.48</u>	<u>789.54</u>
Note 27		
PURCHASES OF STOCK-IN-TRADE		
Purchases of Stock in Trade	76.55	31.12
	<u>76.55</u>	<u>31.12</u>
Note 28		
CHANGES IN INVENTORIES OF FINISHED GOODS AND STOCK-IN-TRADE		
Opening Stock *		
Finished Goods	97.28	93.67
	<u>97.28</u>	<u>93.67</u>
Closing Stock		
Finished Goods	111.69	97.28
Stock-in-Trade	1.72	-
	<u>113.41</u>	<u>97.28</u>
	<u>(16.13)</u>	<u>(3.61)</u>
*There was no balance of Stock-in-Trade as on March 31, 2019 and March 31, 2018.		
Note 29		
EMPLOYEE BENEFITS EXPENSE		
Salaries, Wages and Bonus	91.27	86.36
Contribution to Provident and Other Funds (Refer Note 44)	4.80	4.66
Employee Retirement Benefits (Refer Note 44)	4.66	3.95
Staff Welfare Expenses	4.11	3.22
	<u>104.84</u>	<u>98.19</u>

NOTES TO CONSOLIDATED FINANCIAL STATEMENTS AS AT AND FOR THE YEAR ENDED 31ST MARCH, 2020

(All amounts in Rs. Crores, unless otherwise stated)

	Year ended 31st March, 2020	Year ended 31st March, 2019
Note 29.1		
Employee Benefits Expense includes expenditure towards Research and Development in the current year of Rs. 1.62 Crores. Also refer Note 32.		
Note 30		
FINANCE COSTS		
Interest Expense on Financial Liabilities at Amortised Cost		
Security Deposits	1.36	1.33
Borrowings from Banks	0.83	1.12
Lease Liabilities (Refer Note 39)	0.17	-
	<u>2.36</u>	<u>2.45</u>
Note 31		
DEPRECIATION AND AMORTISATION EXPENSE		
Depreciation on Property, Plant and Equipment (Refer Note 4.1)	10.89	10.04
Depreciation on Right-of-Use Assets (Refer Note 4.2)	1.38	-
Depreciation on Investment Properties (Refer Note 4.4)	0.03	0.12
Amortisation of Intangible Assets (Refer Note 4.5)	0.19	0.30
	<u>12.49</u>	<u>10.46</u>
NOTE 32		
OTHER EXPENSES		
Repairs- Buildings	1.05	0.61
Repairs- Machinery	4.48	3.68
Repairs- Others	1.24	0.84
Rent (Refer Note 39)	7.08	8.94
Rates and Taxes	1.81	1.53
Consumption of Stores and Spare Parts	1.10	1.18
Commission	3.46	2.39
Power and Fuel	3.26	3.73
Insurance	3.20	3.51
Freight and Cartage	38.43	38.41
Travelling and Conveyance	8.30	8.06
Advertising Expenses	21.09	26.82
Selling and Marketing Expenses	30.99	30.24
Directors' Fees	0.14	0.16
Provision for Doubtful Deposits	0.24	0.02
Provision for Doubtful Debts	3.62	1.50
Bad Debt Written off	-	0.11
Net Loss on Disposal of Property, Plant and Equipment	0.10	-
Royalty	1.08	0.77
Franchisee Fees	198.01	173.71
Depot Operating Expenses	3.54	4.04
Research and Development Expenditure (Refer Note 29.1)	0.20	1.70
Expenditure towards Corporate Social Responsibility Activities	3.01	0.65
Miscellaneous Expenses	18.36	16.32
	<u>353.79</u>	<u>328.92</u>

NOTES TO CONSOLIDATED FINANCIAL STATEMENTS AS AT AND FOR THE YEAR ENDED 31ST MARCH, 2020

(All amounts in Rs. Crores, unless otherwise stated)

	Year ended 31st March, 2020	Year ended 31st March, 2019
Note 33		
INCOME TAX EXPENSE		
(a) Income Tax Expense Recognised in Profit or Loss		
Current Tax		
Current Tax on Profits for the Year	39.11	51.63
Adjustment for Current Tax of Earlier Years	0.58	-
Total Current Tax Expense	39.69	51.63
Deferred Tax		
Origination / (Reversal) of Temporary Differences	(1.40)	0.75
Adjustment for Change in Tax Rate	1.03	-
Total Deferred Tax Expense / (Benefit)	(0.37)	0.75
Total Income Tax Expense Recognised in Profit or Loss	39.32	52.38
(b) Income Tax Expense Recognised in Other Comprehensive Income		
Current Tax		
Remeasurements of Post Employment Defined Benefit Plans	(0.59)	-
Deferred Tax		
Remeasurements of Post Employment Defined Benefit Plans	(0.62)	(0.49)
Total Income Tax Expense Recognised in Other Comprehensive Income	(1.21)	(0.49)
(c) Numerical Reconciliation of Income Tax Expense to Prima Facie Tax Payable		
Profit before Income Tax Expense from continuing operations	160.44	151.63
Profit / (Loss) before Income Tax Expense from discontinued operations	0.94	(2.28)
Profit before Income Tax Expense	161.38	149.35
Less: Share of Net Profit of Joint Venture accounted for using the Equity Method	(15.67)	(10.65)
Profit before Share of Profit of Joint Venture and Income Tax Expense	145.71	138.70
Enacted Statutory Income Tax Rate in India Applicable to the Company	25.168%	34.944%
Computed Expected Income Tax Expense	36.67	48.47
Adjustments:		
Impact of Change in Tax Rate	1.03	-
Income Exempt from Tax	(2.37)	(3.01)
Expenses Disallowed in Tax	2.28	2.79
Difference in tax rates applicable for subsidiaries	(0.66)	(1.54)
Tax losses for which no Deferred tax has been recognised	2.92	4.85
Others	(1.13)	0.82
	38.74	52.38
Adjustment for Current Tax of Earlier Years	0.58	-
Total Income Tax Expense	39.32	52.38

The applicable Indian statutory income tax rate for the year ended 31st March, 2020 was 25.168% (Previous Year: 34.944%). During the year ended 31st March, 2020, the Group has recognised deferred tax credit of Rs. 1.03 Crores on account of change in substantially enacted future tax rate from 34.944% to 25.168% as per The Taxation Laws (Amendment) Act, 2019.

NOTES TO CONSOLIDATED FINANCIAL STATEMENTS AS AT AND FOR THE YEAR ENDED 31ST MARCH, 2020

(All amounts in Rs. Crores, unless otherwise stated)

Note 34

DEFERRED TAX ASSETS/LIABILITIES

Movement in Deferred Tax (Assets)/ Liabilities

Particulars	Property, Plant and Equipment/ Intangible Assets/ Investment Properties	Right-of-Use Assets	Deferred Employee Cost	Provision for Employee Benefits	Provision for Doubtful Debts, Advances and Deposits	Provision for Dismantling of Assets	Lease Liabilities	Total
As at 1st April, 2018	10.48	-	0.03	(4.80)	(1.49)	(0.31)	-	3.91
Charged/(Credited):								
- to Profit or Loss	0.37	-	0.01	0.30	0.07	-	-	0.75
- to Other Comprehensive Income	-	-	-	(0.49)	-	-	-	(0.49)
- Exchange Difference on Consolidation	* 0.00	-	-	-	-	-	-	* 0.00
As at 31st March, 2019	10.85	-	0.04	(4.99)	(1.42)	(0.31)	-	4.17
Adjustments on adoption of Ind AS 116	-	0.25	-	-	-	-	(0.25)	-
As at 1st April, 2019	10.85	0.25	0.04	(4.99)	(1.42)	(0.31)	(0.25)	4.17
Charged/(Credited):								
- to Profit or Loss	(1.74)	0.48	(0.02)	0.92	0.37	0.09	(0.47)	(0.37)
- to Other Comprehensive Income	-	-	-	(0.62)	-	-	-	(0.62)
- Exchange Difference on Consolidation	* 0.00	-	-	-	-	-	-	* 0.00
As at 31st March, 2020	9.11	0.73	0.02	(4.69)	(1.05)	(0.22)	(0.72)	3.18

*Amounts are below the rounding off norm adopted by the Group

Note 35

TAX LOSSES RELATING TO OVERSEAS SUBSIDIARIES

Particulars	As at 31st March, 2020	As at 31st March, 2019
Unused tax losses for which no deferred tax asset has been recognised	59.93	68.98
Potential tax benefit @ 28.50% (Previous Year: 27.44%)	17.08	18.93

The unused tax losses can be carried forward for indefinite period. The deferred tax asset has not been recognised on the basis that its recovery is not probable in the foreseeable future.

UNRECOGNISED TEMPORARY DIFFERENCES

Particulars	As at 31st March, 2020	As at 31st March, 2019
Temporary differences relating to investments in subsidiaries for which deferred tax liabilities have not been recognised:		
Undistributed Earnings	22.78	18.17

No deferred tax liabilities have been recognised as the Parent Company is able to control the timing of distribution from these subsidiaries and it is not expected to distribute these profits in the foreseeable future.

Note 36

EARNINGS PER EQUITY SHARE

Particulars	Year ended 31st March, 2020	Year ended 31st March, 2019
(A) Basic		
(i) Number of Equity Shares at the Beginning of the Year *	3,398,972	3,398,972
(ii) Number of Equity Shares at the End of the Year *	3,398,972	3,398,972
(iii) Weighted Average Number of Equity Shares Outstanding during the Year *	3,398,972	3,398,972
(iv) Face Value of Each Equity Share (Rs.)	5.00	5.00
(v) Profit/ (Loss) after Tax Available for Equity Shareholders		
Continuing Operations	121.12	99.25
Discontinued Operations	0.94	(2.28)
Continuing and Discontinued Operations	122.06	96.97
(vi) Earnings Per Equity Share (Rs.) [(v)/(iii)]		
Continuing Operations	356.34	292.00
Discontinued Operations	2.77	(6.71)
Continuing and Discontinued Operations	359.11	285.29
(B) Diluted		
(i) Dilutive Potential Equity Shares	-	-
(ii) Earnings Per Equity Share (Rs.) [Same as (A)(vi) above]		
Continuing Operations	356.34	292.00
Discontinued Operations	2.77	(6.71)
Continuing and Discontinued Operations	359.11	285.29

* Net of 85,828 Equity Shares held by Employee Benefit Trust (Refer Note 48)

NOTES TO CONSOLIDATED FINANCIAL STATEMENTS AS AT AND FOR THE YEAR ENDED 31ST MARCH, 2020

(All amounts in Rs. Crores, unless otherwise stated)

Note 37

CONTINGENT LIABILITIES

Particulars	As at 31st March, 2020	As at 31st March, 2019
(a) Claims against the Group Not Acknowledged as Debt		
-Taxes, Duties and Other Demands (under appeals/ dispute)		
Income Tax	0.23	0.93
Sales Tax / Value Added Tax / Goods and Services Tax	6.02	5.91
Excise Duty	13.67	13.72
Navi Mumbai Municipal Corporation Cess	1.41	1.41
Other Matters	0.52	0.46
In respect of above contingent liabilities, it is not practicable for the Group to estimate the timings of cash outflows, if any, pending resolution of the respective proceedings. The Group does not expect any reimbursements in respect of above.		
(b) Guarantees excluding Financial Guarantees		
Bank Guarantees	0.07	0.01

Note 38

COMMITMENTS

Particulars	As at 31st March, 2020	As at 31st March, 2019
Estimated amount of contracts remaining to be executed on capital account and not provided for (Net of Advances)	10.59	10.48

Note 39

LEASES

Particulars	Year ended 31st March, 2020	Year ended 31st March, 2019
Group as Lessee		
The Group leases offices, depots, Equipments and storage tanks. Rental contracts are typically made for fixed periods of 11 months to 5 years, but may have extension options as described below.		
(i) Amounts recognised in the Statement of Profit and Loss		
Other Expenses		
Interest expense (included in Finance Costs) (Refer Note 30)	0.17	-
Expense relating to short-term leases (Included in Other Expenses) (Refer Note 32)	5.81	-
Expense relating to variable leases (Included in Other Expenses) (Refer Note 32)	1.27	-
Total Cash outflow for leases (other than short-term and variable leases) for the year ended 31st March, 2020 was Rs. 1.44 crores		
(ii) Extension and Termination options		
Extension and Termination options are included in a number of office and depot leases across the Group. These are used to maximise operational flexibility in terms of managing the assets used in the Group's operations. The majority of extension and termination options held are exercisable on mutual consent between the Group and the respective lessor.		
Critical judgements in determining the lease term		
In determining the lease term, management considers all facts and circumstances that create an economic incentive to exercise an extension option, or not exercise a termination option. Extension options (or periods after termination options) are only included in the lease term if the lease is reasonably certain to be extended (or not terminated).		

NOTES TO CONSOLIDATED FINANCIAL STATEMENTS AS AT AND FOR THE YEAR ENDED 31ST MARCH, 2020

(All amounts in Rs. Crores, unless otherwise stated)

Particulars	Year ended 31st March, 2020	Year ended 31st March, 2019
<p>For leases of offices, depots and storage tanks, the following factors are normally the most relevant:</p> <ul style="list-style-type: none"> • If there are significant penalties to terminate (or not extend), the Group is typically reasonably certain to extend (or not terminate). • If any leasehold improvements are expected to have a significant remaining value, the Group is typically reasonably certain to extend (or not terminate). • Otherwise, the Group considers other factors including historical lease durations and the costs and business disruption required to replace the leased asset. <p>As at 31st March 2020, potential future cash outflows of Rs. 2.75 crores (undiscounted) have not been included in the lease liability because it is not reasonably certain that the leases will be extended (or not terminated).</p> <p>The lease term is reassessed if an option is actually exercised (or not exercised) or the Group becomes obliged to exercise (or not exercise) it. The assessment of reasonable certainty is only revised if a significant event or a significant change in circumstances occurs, which affects this assessment, and that is within the control of the lessee. During the current financial year, no extension or termination options in lease agreements were exercised.</p> <p>Group as Lessor</p> <p>The Group has leased out certain buildings on operating leases. The lease term is for 1-5 years and thereafter renewable. There is escalation clause in the lease agreements. The rent is not based on any contingencies. There are no restrictions imposed by lease arrangements. The leases are cancellable.</p> <p>Lease payments received for the year (Recognised as Rent Income in Note 25)</p>	0.56	0.71

Note 40**CHANGES IN ACCOUNTING POLICIES**

Impact on the Consolidated Financial Statements – Lessee

The Group has adopted Ind AS 116 retrospectively from 1st April, 2019, but has not restated comparatives for year ended 31st March, 2019, as permitted under the specific transition provisions in the standard. The reclassifications and the adjustments arising from the new leasing rules are therefore recognised in the opening balance sheet on 1st April, 2019. The new accounting policies are disclosed in note 2.8.

On adoption of Ind AS 116, the Group recognised lease liabilities in relation to leases which had previously been classified as 'operating leases' under the principles of Ind AS 17, Leases. These liabilities were measured at the present value of the remaining lease payments, discounted using the lessee's incremental borrowing rate as of 1st April 2019. The weighted average lessee's incremental borrowing rate applied to the lease liabilities on 1st April, 2019 was 2.55%.

(i) Practical Expedients Applied

In applying Ind AS 116 for the first time, the Company has used the following practical expedients permitted by the standard:

- accounting for operating leases with a remaining lease term of less than 12 months as at 1 April 2019 as short-term leases and
- using hindsight in determining the lease term where the contract contains options to extend or terminate the lease.

(ii) Measurement of Lease Liabilities

Operating lease commitments disclosed as at 31 March 2019	0.43
Add: Extension and termination options reasonably certain to be exercised	0.95
Total	1.38
Discounted using the lessee's incremental borrowing rate at the date of initial application	1.32
Add: Finance Lease Liabilities recognised as at 31st March, 2019	1.52
Lease liability recognised as at 1 April 2019	2.84
Out of which :	
Current lease liabilities	0.76
Non-current lease liabilities	2.08

NOTES TO CONSOLIDATED FINANCIAL STATEMENTS AS AT AND FOR THE YEAR ENDED 31ST MARCH, 2020

(All amounts in Rs. Crores, unless otherwise stated)

(iii) Measurement of Right-of-use Assets

The associated right-of-use assets for leases were measured at an amount equal to the lease liability at the date of initial application. Prepaid payment with respect to leasehold land and plant & equipments acquired under Finance Lease have been reclassified under Right-of-Use Assets, which were measured on a retrospective basis as if the new rules had always been applied.

(iv) Adjustments Recognised in the Balance Sheet on 1st April, 2019

The change in accounting policy affected the following items in the Balance Sheet on 1st April, 2019:

Particulars	As at 1st April, 2019
Increase in Right-of-use Assets	4.84
Increase in Lease Liabilities	3.52
Decrease in Property, Plant and Equipment	2.84
Decrease in Borrowing	1.52
Increase in Deferrent Tax Assets	0.25
Increase in Deferrent Liabilities	0.25

There is no impact (net) on the retained earnings as at 1st April, 2019.

Impact on the Consolidated Financial Statement – Lessor

The Company did not need to make any adjustments to the accounting for assets held as lessor under operating leases as a result of the adoption of Ind AS 116.

Note 41**REVENUE RECOGNISED IN RELATION TO CONTRACT LIABILITY**

Particulars	Year ended 31st March, 2020	Year ended 31st March, 2019
Revenue recognised during the year that was included in the contract liability balance at the beginning of the year	1.85	1.42

Note 42**DEBT RECONCILIATION**

This section sets out an analysis of debt and the movements in debt during the year.

Particulars	As at 31st March, 2020	As at 31st March, 2019
Borrowings	34.68	39.20
Lease Liabilities	3.78	-
Total	38.46	39.20

Particulars	As at 31st March, 2020	As at 31st March, 2019
Debt at the Beginning of the Year	39.20	42.09
Lease Liabilities Recognised on Adoption of Ind AS 116 (Refer Note-40)	1.32	-
Debt at the Beginning of the Year (Restated)	40.52	42.09
Cash Flows (Net)	(4.38)	(4.75)
Lease Liabilities Recognised during the year	2.11	1.91
Exchange Difference on Consolidation	0.10	(0.05)
Interest Expense	1.17	1.14
Interest Paid	(1.06)	(1.14)
Debt at the End of the Year	38.46	39.20

Note 43**RELATED PARTY DISCLOSURES****A. List of Related Parties**

Name of Related Parties	Nature of Relationship
(I) Entities having Significant Influence over the Parent Company	
Andrew Yule & Company Limited	Parent Company is an Associate of the Entity
Standard Greases and Specialities Private Limited	Parent Company is an Associate of the Entity

NOTES TO CONSOLIDATED FINANCIAL STATEMENTS AS AT AND FOR THE YEAR ENDED 31ST MARCH, 2020

(All amounts in Rs. Crores, unless otherwise stated)

(II) Entities where Control Exists

JX Nippon TWO Lubricants India Private Limited, India	Joint Venture
---	---------------

(III) Key Management Personnel (KMP)

Shri Rajendra Nath Ghosal	Managing Director
Shri Supratik Basu	Group Chief Financial Officer
Shri Saptarshi Ganguli	Company Secretary

(IV) Additional KMP as per Ind AS 24

Shri Debasis Jana	Chairman
Shri Pravin Agrawal (upto 19th July, 2019)	Non Executive Director
Shri Subir Roy Choudhury	Non Executive Director
Shri Vinod Somalal Vyas	Non Executive Director
Shri Subir Das	Non Executive Director
Smt Nayantara Palchoudhuri	Non Executive Director
Shri Sundareshan Sthanunathan	Non Executive Director
Shri Ashim Mukherjee (upto 30 th March, 2020)	Non Executive Director
Shri Bhaskar Jyoti Mahanta (upto 30th April, 2018)	Non Executive Director
Shri Amit Varadan (w.e.f. 13th August 2019 to 29th August, 2019 and then reappointed w.e.f. 14th November 2019)	Non Executive Director
Shri D.S. Chandavarkar	Non Executive Director
Shri P.Y. Gurav	Non Executive Director
Shri P.S. Bhattacharyya	Non Executive Director

(V) Post Employment Benefit Plans/Other Benefit Plans (PEBP/OBP)

Tide Water Oil Company (India) Limited Employee Benefit Trust	Employment Benefit Plan Trust
Tide Water Oil Company (India) Limited Employee Gratuity Fund	Post Employment Benefit Plan Trust
Tide Water Oil Co. (India) Ltd. Superannuation Trust	Post Employment Benefit Plan Trust

(VI) Others with whom Transactions have taken place during the Year

Hooghly Printing Co. Ltd.	Wholly Owned Subsidiary of Andrew Yule & Company Limited
Shri Saurav Ghosal	Relative of Shri Rajendra Nath Ghosal

B. Particulars of Transactions with Related Parties (other than KMP and PEBP/ OBP) during the Year and Balance Outstanding at Year-end

Sl No.	Nature of Transactions	Year ended 31st March, 2020			Year ended 31st March, 2019		
		Entities having Significant Influence over the Parent Company	Entities where Joint Control Exists	Other Related Parties	Entities having Significant Influence over the Parent Company	Entities where Joint Control Exists	Other Related Parties
Transactions during the Year:							
1	Sports Sponsorship for National Squash Champion & Arjuna Awardee Shri Saurav Ghosal	-	-	0.06	-	-	0.06
2	Purchase of Goods Andrew Yule & Company Limited Standard Greases and Specialities Private Limited	0.01 146.41	- -	- -	0.02 173.46	- -	- -
3	Rent Received JX Nippon TWO Lubricants India Private Limited	-	0.01	-	-	0.01	-
4	Franchisee Fees JX Nippon TWO Lubricants India Private Limited	-	233.65	-	-	204.99	-

NOTES TO CONSOLIDATED FINANCIAL STATEMENTS AS AT AND FOR THE YEAR ENDED 31ST MARCH, 2020

(All amounts in Rs. Crores, unless otherwise stated)

Sl No.	Nature of Transactions	Year ended 31st March, 2020			Year ended 31st March, 2019		
		Entities having Significant Influence over the Parent Company	Entities where Joint Control Exists	Other Related Parties	Entities having Significant Influence over the Parent Company	Entities where Joint Control Exists	Other Related Parties
5	Dividend Paid						
	Andrew Yule & Company Limited	16.91	-	-	23.77	-	-
	Standard Greases and Specialities Private Limited	18.92	-	-	26.59	-	-
6	Rent Paid						
	Andrew Yule & Company Limited	2.97	-	-	2.97	-	-
7	CSR Expenditure (Rent Paid)						
	Andrew Yule & Company Limited	0.14	-	-	0.14	-	-
8	Expenses Recovered						
	JX Nippon TWO Lubricants India Private Limited	-	0.07	-	-	-	-
9	Reimbursement of Expenses						
	Andrew Yule & Company Limited	2.59	-	-	4.80	-	-
10	Security Deposit Paid						
	JX Nippon TWO Lubricants India Private Limited	-	0.50	-	-	-	-
11	Dividend Received						
	JX Nippon TWO Lubricants India Private Limited	-	9.44	-	-	8.60	-
12	Sale of Goods						
	Andrew Yule & Company Limited	0.18	-	-	0.22	-	-
	JX Nippon TWO Lubricants India Private Limited	-	11.98	-	-	10.59	-
13	Sale of Assets						
	JX Nippon TWO Lubricants India Private Limited	-	-	-	-	0.31	-
14	Interest Expense						
	Andrew Yule & Company Limited	* 0.00	-	-	* 0.00	-	-

Note: The above figures are inclusive of taxes, where applicable

Sl No.	Nature of Transactions	Year ended 31st March, 2020			Year ended 31st March, 2019		
		Entities having Significant Influence over the Parent Company	Entities where Joint Control Exists	Other Re-related Parties	Entities having Significant Influence over the Parent Company	Entities where Joint Control Exists	Other Related Parties
Balances Outstanding at Year-end:							
1	Investments Accounted for using the Equity Method						
	JX Nippon TWO Lubricants India Private Limited	-	75.64	-	-	69.41	-
2	Trade Receivables						
	Andrew Yule & Company Limited	0.15	-	-	0.19	-	-
	JX Nippon TWO Lubricants India Private Limited	-	1.05	-	-	1.29	-
3	Other Assets						
	Hooghly Printing Co. Ltd.	-	-	0.50	-	-	0.57
4	Trade Payables						
	Andrew Yule & Company Limited	0.01	-	-	0.01	-	-
	Standard Greases and Specialities Private Limited	7.22	-	-	6.03	-	-
	JX Nippon TWO Lubricants India Private Limited	-	13.68	-	-	18.35	-
5	Other Financial Liabilities						
	Andrew Yule & Company Limited	0.03	-	-	0.03	-	-

* Amounts are below the rounding off norm adopted by the Company

NOTES TO CONSOLIDATED FINANCIAL STATEMENTS AS AT AND FOR THE YEAR ENDED 31ST MARCH, 2020

(All amounts in Rs. Crores, unless otherwise stated)

C. Transactions with Key Management Personnel during the Year and Balances Outstanding at Year-end

Particulars	Year Ended 31st March, 2020	Year Ended 31st March, 2019
Short-term Employee Benefits		
Shri Rajendra Nath Ghosal	0.73	0.65
Shri Supratik Basu	0.52	0.48
Shri Saptarshi Ganguli	0.21	0.19
Contribution to Defined Contribution Plans		
Shri Rajendra Nath Ghosal	0.05	0.05
Shri Supratik Basu	0.04	0.04
Shri Saptarshi Ganguli	0.02	0.02
Contribution to Post Employment Benefits and Other Long Term Benefits @		
Shri Rajendra Nath Ghosal	0.11	-
Shri Supratik Basu	0.11	-
Shri Saptarshi Ganguli	0.05	-
Sitting Fees		
Shri Debasis Jana ^	0.01	0.02
Shri Vinod Somalal Vyas #	0.01	0.01
Shri D.S. Chandavarkar #	0.01	0.01
Shri Subir Roy Choudhury	0.02	0.02
Shri Subir Das	0.02	0.02
Smt Nayantara Palchoudhuri	0.01	0.01
Shri Sundareshan Sthanunathan	0.02	0.02
Shri Ashim Mukherjee	0.02	0.02
Shri P.S. Bhattacharyya	0.01	0.01
Shri P.Y. Gurav	0.01	0.02

@ No separate valuation was done for Key Managerial Personnel in respect to Post Employment Benefits and Other Long Term Benefits during the year ended 31st March, 2019. The same was included in Note 44: Employee Benefits.

Paid to Standard Greases and Specialities Private Limited

^ Paid to Andrew Yule & Company Limited

D. Post Employment Benefit Plans/Other Benefit Plans

Particulars	Nature of Transaction	Year Ended 31st March 2020	Year Ended 31st March 2019
Transactions during the Year:			
Tide Water Oil Company (India) Limited Employee Benefit Trust	Amount Received	0.62	3.38
Tide Water Oil Company (India) Limited Employee Benefit Trust	Interest Received	0.32	-
Tide Water Oil Company (India) Limited Employee Benefit Trust	Dividend Paid	1.59	2.23
Tide Water Oil Company India Limited Employees Gratuity Fund	Contribution	2.07	3.49
Tide Water Oil Co. (India) Ltd. Superannuation Trust	Contribution	0.58	0.64
Balance Outstanding at Year-end:			
Tide Water Oil Company (India) Limited Employee Benefit Trust	Debit Balance in Other Equity (Refer Note 48)	9.00	9.62

E Terms and Conditions of Transactions with Related Parties:

- 1 Remuneration was paid as per service contract.
- 2 Sitting Fees to Directors and sports sponsorship were paid as per Board Resolution.
- 3 Transactions relating to payment of dividend was on same terms and conditions that applied to other shareholders.
- 4 All other transactions were made on normal commercial terms and conditions and at market rates.
- 5 All outstanding balances are unsecured and are repayable in cash.

NOTES TO CONSOLIDATED FINANCIAL STATEMENTS AS AT AND FOR THE YEAR ENDED 31ST MARCH, 2020

(All amounts in Rs. Crores, unless otherwise stated)

Note 44**EMPLOYEE BENEFITS:****(I) Post Employment Obligations - Defined Contribution Plans**

The Parent Company has certain Defined Contribution Plans viz. Provident Fund and Superannuation Fund. Contributions are made to Provident Fund in India for employees at the rate of 12% of basic salary as per regulations. The contributions are made to registered Employees' Provident Fund Organisation (EPFO) administered by the government. Contributions to Superannuation Fund are made at a rate not exceeding 4.87% of Basic and Dearness Allowance of the members of superannuation plan. The obligation of the Group is limited to the amount contributed and it has no further contractual nor any constructive obligation. During the year, an amount of Rs. 4.80 Crores (Previous Year: Rs. 4.66 Crores) has been recognised as expenditure towards defined contribution plans of the Parent Company.

(II) Post Employment Obligations - Defined Benefit Plans**(A) Gratuity (funded)**

The Parent Company has an obligation towards gratuity, a defined benefit retirement plan covering eligible employees as per Payment of Gratuity Act, 1972. The plan provides for a lump sum payment to vested employees at retirement, death while in employment or on termination of employment of an amount as per Payment of Gratuity Act, 1972 (as amended). Vesting occurs upon completion of five years of service. The plan is being managed by a separate Trust created for the purpose and obligations of the Group is to make contribution to the Trust based on actuarial valuation. Liabilities with regard to the Gratuity Plan are determined by actuarial valuation as set out in Note 2.17(ii), based upon which, the Group makes contribution to the Employees' Gratuity Fund.

(B) Post- retirement Medical Scheme

Under this scheme, certain categories of employees of the Group get medical benefits subject to certain limits of amount and types of benefits depending on their grade at the time of retirement. The liability for post-retirement medical scheme is determined on the basis of year-end actuarial valuation. The scheme is unfunded.

The following table sets forth the particulars in respect of the Gratuity Plan (Funded) and Medical (Unfunded) of the Group for the years ended 31st March 2020 and 31st March 2019:

Particulars	Year ended 31st March, 2020		Year ended 31st March, 2019	
	Gratuity	Medical	Gratuity	Medical
(a) Reconciliation of Opening and Closing Balances of the Present Value of the Defined Benefit Obligation:				
Present Value of Obligation at the Beginning of the Year	21.24	10.29	18.39	9.06
Current Service Cost	1.41	0.59	1.18	0.41
Interest Cost	1.50	0.76	1.37	0.69
Remeasurement Losses				
Actuarial (Gains)/Losses arising from Changes in Financial Assumptions	1.49	1.37	0.37	0.30
Actuarial (Gains)/Losses arising from Changes in Demographic Assumptions	(0.01)	0.02	-	-
Actuarial (Gains)/Losses arising from Changes in Experience	0.99	0.95	0.67	0.08
Adjustments	-	(0.19)	-	-
Past Service Cost	(1.51)	(0.28)	(0.74)	(0.25)
Benefits Paid	25.11	13.51	21.24	10.29
Present Value of Obligation at the End of the Year				
(b) Reconciliation of the Opening and Closing Balances of the Fair Value of Plan Assets:				
Fair Value of Plan Assets at the Beginning of the Year	20.09		16.02	
Interest Income	1.50		1.32	
Return on Plan Assets (excluding Amount included in Interest Income)	0.02		-	
Contributions	2.08		3.49	
Benefits Paid	(1.51)		(0.74)	
Fair Value of Plan Assets at the End of the Year	22.18		20.09	
(c) Reconciliation of the Present Value of the Defined Benefit Obligation and the Fair Value of Plan Assets:				

NOTES TO CONSOLIDATED FINANCIAL STATEMENTS AS AT AND FOR THE YEAR ENDED 31ST MARCH, 2020

(All amounts in Rs. Crores, unless otherwise stated)

Particulars	Year ended 31st March, 2020		Year ended 31st March, 2019	
	Gratuity	Medical	Gratuity	Medical
Present Value of Obligation at the End of the Year	25.11		21.24	
Fair Value of Plan Assets at the End of the Year	22.18		20.09	
Liabilities Recognised in the Balance Sheet	2.93		1.15	
(d) Actual Return on Plan Assets	1.52		1.32	
(e) Expense Recognised in Other Comprehensive Income:				
Remeasurements Gains (Net)	2.45	2.34	1.04	0.38
(f) Expense Recognised in the Statement of Profit and Loss:				
Current Service Cost	1.41	0.59	1.18	0.41
Past Service Cost	-	(0.19)	-	-
Net Interest Cost	0.01	0.75	0.05	0.69
Total Expense Recognised @	1.42	1.15	1.23	1.10
@ Recognised under 'Employee Retirement Benefits' in Note 29.				
(g) Category of Plan Assets				
Defined Benefit Plan - Gratuity is wholly funded with Life Insurance Corporation of India.				
(h) Maturity Profile of Defined Benefit Obligation				
Within 1 Year	2.33	0.45	1.68	0.29
1-2 Years	2.23	0.52	2.03	0.28
2-5 Years	9.34	2.17	7.78	0.79
Over 5 Years	11.33	4.90	11.09	1.18
(i) Principal Actuarial Assumptions:				
Discount Rate	6.40%	6.40%	7.34%	7.34%
Salary Escalation	5.00%	5.00%	5.00%	5.00%
(j) Weighted Average Duration of the Defined Benefit Obligation (in Years)	7.62	12.59	7.68	13.72

Notes:

(a) The estimate of future salary increases takes into account: inflation, seniority, promotion and other relevant factors, such as demand and supply in the employment market.

(b) Assumptions regarding future mortality are based on mortality tables of 'Indian Assured Lives Mortality (2012-14) Ult.' as at 31st March, 2020 and 'Indian Assured Lives Mortality (2006-2008) Ultimate' as at 31st March, 2019 published by the Institute of Actuaries of India.

(k) Sensitivity Analysis

Particulars	Impact on Defined Benefit Obligation with Discount Rate				Impact on Defined Benefit Obligation with Salary Escalation			
	Change in Assumption	Change in Impact	31st March, 2020	31st March, 2019	Change in Assumption	Change in Impact	31st March, 2020	31st March, 2019
Gratuity	Increase by 0.25%	Decrease by	0.41	0.35	Increase by 0.50%	Increase by	0.76	0.66
	Decrease by 0.25%	Increase by	0.43	0.36	Decrease by 0.50%	Decrease by	0.73	0.64
Medical	Increase by 0.25%	Decrease by	0.39	0.28	Increase by 1%	Increase by	* 0.00	0.10
	Decrease by 0.25%	Increase by	0.40	0.30	Decrease by 1%	Decrease by	0.01	0.10

The above sensitivity analyses are based on a change in an assumption while holding all other assumptions constant. In practice, this is unlikely to occur, and changes in some of the assumptions may be correlated. When calculating the sensitivity of the defined benefit obligation to significant actuarial assumptions, the same method (present value of the

NOTES TO CONSOLIDATED FINANCIAL STATEMENTS AS AT AND FOR THE YEAR ENDED 31ST MARCH, 2020

(All amounts in Rs. Crores, unless otherwise stated)

defined benefit obligation calculated with the projected unit credit method at the end of the reporting period) has been applied as when calculating the defined benefit liability recognised in the Balance Sheet.

The methods and types of assumptions used in preparing the sensitivity analysis did not change compared to the previous year.

(I) Expected Contribution to Post-Employment Benefit Plan (Gratuity) in the next twelve months are Rs. 4.44 Crores (Previous Year: Rs. 2.46 Crores).

(III) Leave Obligations

The Group provides for encashment of leave or leave with pay by certain categories of its employees subject to certain rules. The employees are entitled to accumulate leave subject to certain limits, for future encashment.

The Group records a provision for leave obligations in the year in which the employee renders the services that increases this entitlement.

(IV) Risk Exposure

The Group is exposed to a number of risks through the defined benefit plans. The most significant of which are detailed below:-

Investment Risk:

The defined benefit plans are funded with Life Insurance Corporation of India (LIC). The Group does not have any liberty to manage the funds provided to LIC. The present value of the defined benefit plan liability is calculated using a discount rate determined by reference to the Government of India bonds. If the return on plan asset is below this rate, it will create a plan deficit.

Discount Rate Risk:

The Group is exposed to the risk of fall in discount rate. A fall in discount rate will eventually increase the ultimate cost of providing the above benefit thereby increasing the value of the liability.

Demographic Risk:

In the valuation of the liability, certain demographic (mortality and attrition rates) assumptions are made. The Group is exposed to this risk to the extent of actual experience eventually being worse compared to the assumptions thereby causing an increase in the benefit cost.

Salary Growth Risk:

The present value of the defined benefit plan liability is calculated by reference to the future salaries of plan participants. An increase in the salary of the plan participants will increase the plan liability.

Note 45**DISCLOSURES RELATED TO FINANCIAL INSTRUMENTS****Financial Instruments by Category**

	Note No.	As at 31st March, 2020		As at 31st March, 2019	
		FVOCI	Amortised Cost	FVOCI	Amortised Cost
Financial Assets					
Investments (Equity Instruments ^)	5	*0.00	-	*0.00	-
Loans	6	-	2.32	-	2.80
Trade Receivables	10	-	151.65	-	196.33
Cash and Cash Equivalents	11	-	37.55	-	33.75
Other Bank Balances	12	-	166.96	-	126.11
Other Financial Assets	7	-	5.09	-	6.64
Total Financial Assets		*0.00	363.57	*0.00	365.63
Financial Liabilities					
Borrowings	16	-	34.68	-	39.20
Trade Payables	21	-	172.39	-	179.39
Lease liabilities	17	-	3.78	-	-
Other Financial Liabilities	18	-	23.34	-	22.36
Total Financial Liabilities		-	234.19	-	240.95

NOTES TO CONSOLIDATED FINANCIAL STATEMENTS AS AT AND FOR THE YEAR ENDED 31ST MARCH, 2020

(All amounts in Rs. Crores, unless otherwise stated)

* Amounts are below the rounding off norm adopted by the Group

^ The Group has made an irrevocable election at date of transition to recognise changes in fair value of investments in equity securities which are not held for trading through OCI rather than profit or loss as the management believes that presenting fair value gains and losses relating to these investments in the Statement of Profit and Loss may not be indicative of the performance of the Group

(i) Fair Value Hierarchy

This section explains the judgements and estimates made in determining the fair values of the financial instruments that are (a) recognised and measured at fair value and (b) measured at amortised cost and for which fair values are disclosed in the consolidated financial statements. To provide an indication about the reliability of the inputs used in determining fair value, the group has classified its financial instruments into the three levels prescribed under Ind AS. An explanation of each level follows below.

Level 1

Quoted prices in an active market (level 1): This level of hierarchy includes financial assets that are measured by reference to quoted prices (unadjusted) in active markets for identical assets or liabilities.

Level 2

Valuation techniques with observable inputs (level 2): This level of hierarchy includes financial assets and liabilities, measured using inputs other than quoted prices included within level 1 that are observable for the asset or liability, either directly (i.e., as prices) or indirectly (i.e., derived from prices).

Level 3

Valuation techniques with significant unobservable inputs (level 3): This level of hierarchy includes financial assets and liabilities measured using inputs that are not based on observable market data (unobservable inputs). Fair values are determined in whole or in part, using a valuation model based on assumptions that are neither supported by prices from observable current market transactions in the same instrument nor are they based on available market data. This level of hierarchy includes Parent Company's investments in equity shares which are unquoted or for which quoted prices are not available at the reporting dates.

(ii) Valuation Technique Used to Determine Fair Value

Specific valuation techniques used to value financial instruments include:

- the use of quoted market prices or dealer quotes for similar instruments
- the fair value of the remaining financial instruments is determined using discounted cash flow analysis.

(iii) Fair Value Measurements using Significant Unobservable Inputs (Level 3)

Recognised and Measured at Fair Value - Recurring Measurements	As at 31st March, 2020	As at 31st March, 2019
Financial Assets:		
Investments at FVOCI		
Yule Financing and Leasing Co. Ltd.	-	-
WEBFIL Limited	-	-
Woodlands Multispeciality Hospital Limited	* 0.00	* 0.00

Note 46**FINANCIAL RISK MANAGEMENT**

The Group's activities expose it to market risk, liquidity risk and credit risk. In order to minimize effects of the above, various arrangements are entered into by the Group. The following table explains the sources of risk and how the Group manages the risk in its financial statements.

Risk	Exposure arising from	Measurement	Management
Credit Risk	Cash Equivalents with Banks, Trade Receivables, Financial Assets measured at Amortised Cost	Ageing analysis and credit analysis	Credit limits and letters of credit
Liquidity Risk	Financial Liabilities	Cash flow forecasts	Credit facilities
Market Risk – Foreign Exchange	Recognised Financial Assets and Liabilities not denominated in Indian Rupee (INR)	Cash flow forecasts	Monitoring of currency movements
Market Risk – Interest Rate	Borrowings	Cash flow forecasts	Monitoring of interest rate movements
Market Risk – Commodity Prices	Variable Commodity Prices	Price trend	Price monitoring, sourcing policies

NOTES TO CONSOLIDATED FINANCIAL STATEMENTS AS AT AND FOR THE YEAR ENDED 31ST MARCH, 2020

(All amounts in Rs. Crores, unless otherwise stated)

A) Credit Risk

The Group takes on exposure to credit risk, which is the risk that counterparty will default on its contractual obligations resulting in financial loss to the Group. Credit risk arises from cash equivalents with banks, investments carried at amortised cost, deposit with banks as well as credit exposure to customers and other parties. The maximum exposure to credit risk at the reporting date is the carrying value of each class of financial assets disclosed in Note 45.

Customer credit risk is managed by the Group through established policy and procedures and control relating to customer credit risk management. Trade receivables are non-interest bearing. The Group has a detailed review mechanism of overdue customer receivables at various levels within organisation to ensure proper attention and focus for realisation. Trade receivables are consisting of a large number of customers. Where credit risk is high, trade receivables are backed by security deposits.

The Group uses specific identification method in determining the allowances for credit losses of trade receivables considering historical credit loss experience and is adjusted for forward looking information. Receivables are deemed to be past due or impaired with reference to the Group's normal terms and conditions of business. These terms and conditions are determined on a case to case basis with reference to the customer's credit quality and prevailing market conditions.

Credit risk from balances with banks, deposits, etc. is managed by the Group's finance department. Investments of surplus funds are made only with approved counterparties in accordance with the Group's policy. None of the Group's cash equivalents with banks, deposits, investments and other receivables were past due or impaired as at 31st March, 2020 and 31st March, 2019.

Reconciliation of provisions for doubtful debts has been provided as under:

Particulars	Year ended 31st March, 2020	Year ended 31st March, 2019
Provision for Doubtful Debts as at the Beginning of the Year	4.87	3.99
Provided during the Year	3.62	1.50
Written Back during the Year	(0.55)	(0.62)
Exchange Difference on Consolidation	0.08	-
Provision for Doubtful Debts as at the End of the Year	8.02	4.87

Reconciliation of provisions for doubtful advances and security deposits has been provided as under:

Particulars	Year ended 31st March, 2020	Year ended 31st March, 2019
Provision for Doubtful Advances and Security Deposits as at the Beginning of the Year	0.30	0.28
Provided during the Year (Net of Reversal)	0.24	0.02
Provision for Doubtful Advances and Security Deposits as at the End of the Year	0.54	0.30

B) Liquidity Risk

Liquidity risk is the risk that an entity will encounter difficulty in meeting obligations associated with financial liabilities that are settled by delivering cash or another financial asset.

Prudent risk liquidity management implies maintaining sufficient cash and cash equivalents and the availability of committed credit facilities to meet obligations when due.

Management monitors rolling forecasts of the group's liquidity position on the basis of expected cash flow. The Parent Company has access to the following undrawn borrowing facilities at the end of the reporting period:

Particulars	Year ended 31st March, 2020	Year ended 31st March, 2019
Bank Overdraft	54.50	54.50
Letter of Credit	47.50	47.50

Bank overdraft facilities may be drawn at any time and may be terminated by the bank without notice.

The following table gives the contractual discounted cash flows following due within the time brackets as given below.

NOTES TO CONSOLIDATED FINANCIAL STATEMENTS AS AT AND FOR THE YEAR ENDED 31ST MARCH, 2020

(All amounts in Rs. Crores, unless otherwise stated)

Maturity of Financial Liabilities as at 31st March, 2020:

Contractual Maturities	Up to 1 year	Between 1 to 3 years	Above 3 years	Total
Trade Payables	172.39	-	-	172.39
Borrowings	34.68	-	-	34.68
Lease liabilities	1.55	2.20	0.03	3.78
Other Financial Liabilities	2.17	0.21	20.96	23.34
Total	210.79	2.41	20.99	234.19

Maturity of Financial Liabilities as at 31st March, 2019:

Contractual Maturities	Up to 1 year	Between 1 to 3 years	Above 3 years	Total
Trade Payables	179.39	-	-	179.39
Bank Borrowings	37.68	-	-	37.68
Obligations under Finance Lease	0.37	0.74	0.41	1.52
Other Financial Liabilities	2.15	20.21	-	22.36
Total	219.59	20.95	0.41	240.95

C) Market Risk**i) Foreign Currency Risk**

The Group is exposed to foreign exchange risk arising from foreign currency transaction, primarily with regard to USD and Euro. Foreign exchange risk arises from future commercial transactions and recognized assets and liabilities denominated in a currency that is not the entity's functional currency (INR). As per the risk management policy, the gross currency movements are continually monitored. However, as the total exposure through currency risk directly is not material, generally forward contracts are not entered into on a regular basis.

a) The group's exposure to foreign currency risk (unhedged) at the end of the reporting year expressed in INR is follows:

Particulars	As at 31 st March, 2020			As at 31 st March, 2019		
	USD	EURO	GBP	USD	EURO	GBP
Financial Assets :						
Cash and Cash Equivalents	1.88	2.77	-	-	-	-
Trade Receivables	23.18	1.44	-	5.46	-	-
Other Financial Assets	-	0.01	*0.00	1.15	-	-
Other Assets	2.50	-	-	-	-	-
Financial Liabilities :						
Trade Paybles	16.05	0.65	1.20	16.42	0.76	0.29
Net Exposure to Foreign Currency Risk (Assets-Liabilities)	11.51	3.57	(1.20)	(9.81)	(0.76)	(0.29)

* Amount is below the rounding off norm adopted by the group.

(b) Sensitivity

The sensitivity of profit or loss to changes in the foreign exchange rates arises mainly from foreign currency denominated financial instruments.

	As at 31st March, 2020	As at 31st March, 2019
USD Sensitivity		
INR/USD-Increase by 7%*	0.81	(0.69)
INR/USD-Decrease by 7%*	(0.81)	0.69
EURO Sensitivity		
INR/EURO-Increase by 7%*	0.25	(0.05)
INR/EURO-Decrease by 7%*	(0.25)	0.05

NOTES TO CONSOLIDATED FINANCIAL STATEMENTS AS AT AND FOR THE YEAR ENDED 31ST MARCH, 2020

(All amounts in Rs. Crores, unless otherwise stated)

	As at 31st March, 2020	As at 31st March, 2019
GBP Sensitivity		
INR/GBP-Increase by 7%*	(0.08)	(0.02)
INR/GBP-Decrease by 7%*	0.08	0.02

* Holding all other variables constant

ii) Interest Rate Risk

Interest rate risk is the risk that the fair value or future cash flows of a financial instrument will fluctuate because of changes in market interest rates. The Group's exposure to risk of changes in market interest rates relates primarily to the Group's debt interest obligation. Further, the Group engages in financing activities at market linked rates, any changes in the interest rate environment may impact future rates of borrowings. The management also maintains a portfolio mix of floating and fixed rate debt.

The Group's fixed rate borrowings and investments in term deposits with bank are carried at amortised cost. They are therefore not subject to interest rate risk as defined in Ind AS 107, since neither the carrying amount nor the future cash flows will fluctuate because of changes in market interest rates.

a) Interest Rate Risk Exposure

The exposure of the Group's borrowing to interest rate changes at the end of the reporting year are as follows:

Particulars	As at 31st March, 2020	As at 31st March, 2019
Variable Rate Borrowings and Lease Liabilities	13.41	14.34
Fixed Rate Borrowings and Lease Liabilities	25.05	24.86
Total Debt	38.46	39.20

As at the end of the reporting date, the Group had the following variable rate borrowings outstanding:

Particulars	As at 31st March, 2020			As at 31st March, 2019		
	Weighted Average Interest Rate (%)	Balance	% of Total Borrowings	Weighted Average Interest Rate (%)	Balance	% of Total Borrowings
Bank Overdraft / Obligations under Finance Lease	2.29%	13.41	35%	2.55%	14.34	37%

The percentage of total debt shows the proportion of debt that are currently at variable rates in relation to the total amount of debt.

(b) Sensitivity

Profit or loss is sensitive to higher/lower interest expense from borrowings as a result of changes in interest rates.

Change in Interest Rate	Increase/ (Decrease) in Profits	
	As at 31st March, 2020	As at 31st March, 2019
Increase by 100 basis points *	(0.13)	(0.14)
Decrease by 100 basis points *	0.13	0.14

*Holding all other variables constant and on the assumption that amount outstanding as at the reporting dates were utilised for the full financial year.

iii) Commodity Price Risk

The Group's exposure to market risk with respect to commodity prices primarily arises from the fact that it is a purchaser of base oil. Base oil is a commodity product whose prices can fluctuate sharply over short periods of time. The prices of base oil generally fluctuate in line with commodity cycles. Material purchase forms the largest portion of the Group's operating expenses. The Group evaluates and manages commodity price risk exposure through operating procedures and sourcing policies. The Group has not entered into any commodity derivative contracts. It may also be noted that there are no direct derivatives available for base oil, but there are derivatives for crude oil.

NOTES TO CONSOLIDATED FINANCIAL STATEMENTS AS AT AND FOR THE YEAR ENDED 31ST MARCH, 2020

(All amounts in Rs. Crores, unless otherwise stated)

Note 47**CAPITAL MANAGEMENT****(A) Risk Management**

The Group's objectives when managing capital are to:

- Safeguard their ability to continue as a going concern
- Maintain an optimal capital structure to reduce the cost of capital.

In order to maintain or adjust the capital structure, the Group may adjust the amount of dividends paid to shareholders, return capital to shareholders or issue new shares.

No changes were made to the objectives, policies or processes for managing capital during the years ended 31st March, 2020 and 31st March, 2019.

(B) Dividends on Equity Shares

Particulars	Year ended 31st March, 2020	Year ended 31st March, 2019
<u>Dividend Declared and Paid during the Year</u>		
Final dividend for the year ended 31 st March, 2019 of Rs. 75/- (31 st March, 2018: Rs. 100/-) per fully paid share	26.13	34.85
Dividend Distribution Tax on above	4.93	7.16
Interim dividends for the year ended 31 st March, 2020 of Rs. 50/- and Rs. 60/- (31 st March, 2019: Rs. 75/- and Rs 85/-) per fully paid share	38.34	55.76
Dividend Distribution Tax on above	7.32	10.54
<u>Proposed Dividend Not Recognised as at the reporting date</u>		
In addition to the above dividend, since year end the directors of the Parent Company have recommended the payment of a final dividend of Rs. 140/- (Previous Year: Rs. 75/-) per fully paid share. This proposed dividend is subject to the approval of shareholders in the ensuing Annual General Meeting.	48.79	26.13
Dividend Distribution Tax on above	-	4.93

Note 48**TIDE WATER OIL COMPANY (INDIA) LIMITED EMPLOYEE BENEFIT TRUST ('EMPLOYEE BENEFIT TRUST')**

The Parent Company had instituted Tide Water Oil Co. (India) Ltd. Employee Welfare Scheme as approved by shareholders vide postal ballot dated 2nd March, 2011. Subsequent to promulgation of Securities Exchange Board of India (Share Based Employee Benefits Regulations), 2014, the shareholders vide their postal ballot resolution dated 14th January, 2016, aligned the provisions of the aforesaid scheme with that of the said regulations. The scheme had also been rechristened as Tide Water Oil Company (India) Limited Employee Benefit Scheme. No option has been granted during the year, under this scheme.

The scheme continues to be administered by an independent Trust viz., Tide Water Oil Company (India) Limited Employee Benefit Trust [erstwhile Tide Water Oil Co. (India) Ltd. Employee Welfare Trust]. The objective of the trust is acquiring shares from the secondary market and implementing the aforesaid scheme for benefit of the employees of the Parent Company.

The Parent Company had provided a loan to Employee Benefit Trust for purchasing shares of the Parent Company, of which balance outstanding as at 31st March, 2020 was Rs. 8.96 Crores (Previous Year: Rs. 9.58 Crores), net of Rs. 0.04 Crores (Previous Year: Rs. 0.04 Crores) representing face value of 85,828 equity shares held by them as at 31st March, 2020 (Previous Year: 85,828 equity shares).

NOTES TO CONSOLIDATED FINANCIAL STATEMENTS AS AT AND FOR THE YEAR ENDED 31ST MARCH, 2020

(All amounts in Rs. Crores, unless otherwise stated)

Note 49**IMPAIRMENT TESTS FOR GOODWILL**

Each of the subsidiaries (including step-down subsidiaries) is identified as a separate CGU. Goodwill has been allocated for impairment testing purposes to these CGUs.

Name of the Subsidiary	31st March, 2020	31st March, 2019
Veedol International Limited (VIL) #	50.94	50.94
Veedol UK Limited (formerly Price Thomas Holdings Ltd) #	69.61	69.61
Total	120.55	120.55

including its wholly owned subsidiary

Key Assumptions used for Value-in-use Calculations

The following table sets out the key assumptions for respective CGUs that have goodwill allocated to them:

Particulars	31st March, 2020		31st March, 2019	
	VIL	V UK Limited	VIL	V UK Limited
Revenue Growth (% Annual Growth Rate)	5% - 20.9%	5.0%	6.5% - 26.3%	5.0%
EBITDA Margin (%)	52.3% - 62.9%	12.0% - 13.2%	44.5% - 56.4%	9.7% - 12.1%
Long Term Growth Rate (%)	2.0%	2.0%	2.0%	2.0%
Discount Rate	8.0%	8.2% - 9.0%	8.0%	7.1% - 7.8%

The management believes that any reasonable possible changes in the key assumptions would not cause the carrying amount to exceed the recoverable amount of the CGUs.

During the year ended 31st March, 2020 and 31st March, 2019, the testing did not result in any impairment in the carrying amount of goodwill.

Note 50**SEGMENT INFORMATION**

The Group's reportable business segment consists of a single segment of "Lubricants" in terms of Ind AS 108.

Entity-wide Disclosures:-

(i) The Parent Company is domiciled in India. The amount of the Group's revenue from external customers broken down by location of the customers is shown below:

Particulars	Year ended 31st March, 2020	Year ended 31st March, 2019
India	1,107.44	1,174.84
Rest of the world	209.13	204.57
Total	1,316.57	1,379.41

(ii) Non-current assets of the Group [excluding Financial Assets (including Investment in Joint Venture)] are located as follows.

Particulars	Year ended 31st March, 2020	Year ended 31st March, 2019
India	126.10	116.53
Rest of the world	30.89	17.84
Total	156.99	134.37

* Excluding Goodwill on consolidation Rs. 120.55 Crores (Previous Year: 120.55 Crores).

(iii) No customer individually accounted for more than 10% of the revenues from external customers during the years ended 31st March, 2020 and 31st March, 2019.

Note 51**DISCONTINUED OPERATIONS**

At the meeting of Board of Directors ('the Board') of Parent Company held on 14th November, 2019, the Board decided to discontinue the operations of the Parent Company's wholly owned subsidiary Veedol International BV ('VIBV'). Thereafter, VIBV was liquidated and its operations were wound up at the close of business on 31st December, 2019.

The residual fund balance was remitted by VIBV to the Parent Company as dividend prior to this date. The Parent Company had already provided for its investment in VIBV at standalone level; there is no material impact arising out of such liquidation. Considering the accounting principles as laid down in Ind AS 21, 'The Effects of Changes in Foreign

NOTES TO CONSOLIDATED FINANCIAL STATEMENTS AS AT AND FOR THE YEAR ENDED 31ST MARCH, 2020

(All amounts in Rs. Crores, unless otherwise stated)

Exchange Rates', cumulative amount of exchange difference relating to VIBV recognised in other comprehensive income and accumulated in foreign currency translation reserve, has been reclassified from equity to profit or loss.

The impact of the discontinued operations has been disclosed as loss from discontinued operations and accordingly figures for the comparative year relating to VIBV have also been regrouped. The break-up of items pertaining to the said discontinued operations other than reclassification of cumulative balance in foreign currency translation reserve are as under:

	Year ended 31st March, 2020	Year ended 31st March, 2019
Total Income	0.02	2.47
Total Expenses	0.18	4.75
Loss before Tax	(0.16)	(2.28)
Tax Expense	-	-
Loss after Tax	(0.16)	(2.28)

Note 52**IMPACT OF COVID- 19**

The Group is in the business of manufacturing and distributing lubricant oils. The Management estimates the demand for the Group's products to be lower in the short term but is not likely to have a continuing impact on the business of the Group.

The impact of the government imposed nation-wide lock down due to the Covid-19 pandemic was temporary as requisite approvals have been obtained by the Parent Company during the end of April 2020 to May 2020 to resume its manufacturing operations across its plants. As a result of this lock down / restrictions, production in the Parent Company's plants could not be carried out from March 23, 2020 till these approvals were obtained and consequently impacted sales and other operations. The current economic environment could temporarily result in a lower demand in FY'21 vis-a-vis FY 20. The Parent Company has gradually ramped up its production from May / June 2020 and in view of the management, a steady increase in operational levels is expected. In light of the above, inter alia, considering the internal and external factors, the Group has made detailed assessment of its liquidity position including its cash flows, business outlook and of the recoverability and the carrying value / amount of property, plant and equipment, investment properties, intangible assets, right-of-use assets, receivables, inventories, investments and other assets as at the balance sheet date and has concluded that no material adjustments are required in these (standalone/ consolidated) financial statements.

Signatures to Notes 1 to 52

For Price Waterhouse Chartered Accountants LLP
Firm Registration Number : 012754N/N500016
Chartered Accountants

Pinaki Chowdhury
Partner
Membership No.: 57572
Place: Kolkata
Date: 24th June, 2020

For and behalf of the Board of Directors of
Tide Water Oil Co. (India) Limited

D. Jana
Chairman
DIN: 07046349

S. Basu
Group Chief Financial Officer

R. N. Ghosal
Managing Director
DIN: 00308865

S. Ganguli
Company Secretary

**ANNEXURE
FORM AOC-1**

[Pursuant to first proviso to sub-section (3) of Section 129 read with rule 5 of Companies (Accounts) Rules, 2014]
Statement containing salient features of the financial statement of Subsidiaries and Joint Venture

Part "A": Subsidiaries

(Information in respect of each subsidiary to be presented with amounts in Rs Crores)

(All figures are in Crores unless otherwise mentioned)

1	Sl. No.	1		2		3		4	
2	Name of the Subsidiary	Veedol International Limited		Veedol International DMCC		Veedol Deutschland GmbH		Veedol UK Limited	
3	Reporting period for the subsidiary concerned, if different from the holding company's reporting period								
4	Reporting currency and Exchange rate as on the last date of the relevant Financial year in case of foreign subsidiaries.	INR	GBP	INR	AED	INR	EURO	INR	GBP
5	Exchange Rate on the last day of the financial year		93.075		20.540		83.150		93.075
6	Share Capital	6.89	0.07	4.11	0.20	29.31	0.35	0.35	0.00*
7	Reserves & Surplus	(3.45)	(0.04)	(1.76)	(0.09)	(49.31)	(0.59)	40.43	0.43
8	Total Assets	11.74	0.13	22.79	1.11	3.30	0.04	79.08	0.85
9	Total Liabilities	11.74	0.13	22.79	1.11	3.30	0.04	79.08	0.85
10	Investments	-	-	-	-	-	-	-	-
11	Turnover	18.86	0.21	52.60	2.67	11.19	0.14	118.12	1.29
12	Profit/(Loss) before taxation	(0.58)	(0.12)	0.33	0.02	(6.09)	(0.08)	10.89	0.11
13	Provision for tax	0.53	0.01	-	-	-	-	1.89	0.02
14	Profit/(Loss) after taxation	(1.11)	(0.13)	0.33	0.02	(6.09)	(0.08)	8.77	0.09
15	Proposed Dividend	-	-	-	-	-	-	-	-
16	% of shareholding	100%		100%		100%		100%	

* GBP 37,895

- | | |
|---|-------------------------|
| 1. Names of subsidiaries which are yet to commence operations | NA |
| 2. Names of subsidiaries which have been liquidated or sold during the year | Veedol International BV |

Part "B": Joint Venture

Statement pursuant to Section 129(3) of the Companies Act, 2013 related to Joint Venture

(All figures are in Rs. Crores unless otherwise mentioned)

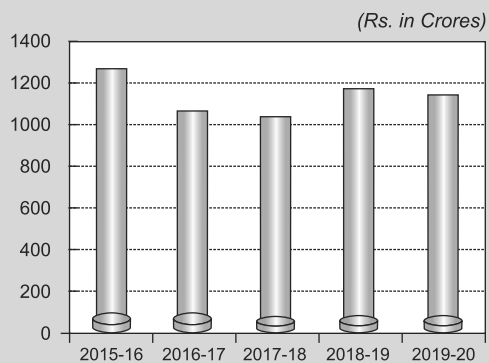
Sl. No	Name of Joint Venture	JX Nippon TWO Lubricants India Pvt. Ltd
1	Latest Audited Balance Sheet date	31st March, 2020
2	Shares of Joint Venture held by the Company on the year end ; No.	555,000
	Amount of Investment in Joint Venture	59.41_
	Extend of Holding %	50%
3	Description of how there is significant influence	Note A
4	Reason why the Joint Venture is not consolidated	NA
5	Networth attributable to Shareholding as per latest audited Balance Sheet	75.64_
6	Profit/Loss for the year ;	
	i) Considered in Consolidation	15.67
	ii) Not Considered in Consolidation	-

Note A

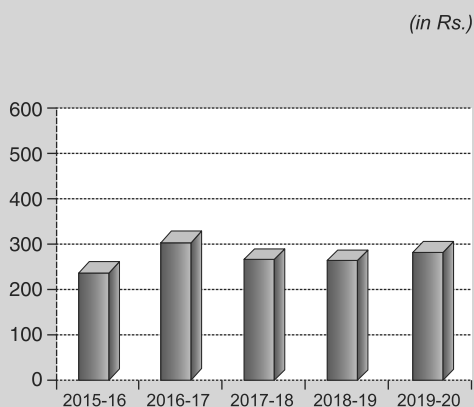
There is significant influence due to percentage(%) of Share Capital

- | | |
|---|----|
| 1. Names of Associates or Joint Ventures which are yet to commence operations | NA |
| 2. Names of Associates or Joint Ventures which have been liquidated or sold during the year | NA |

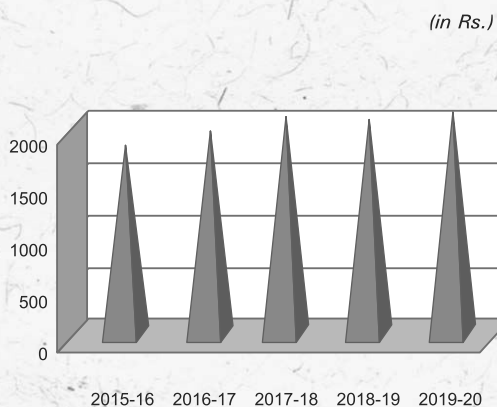
SALES REVENUE*



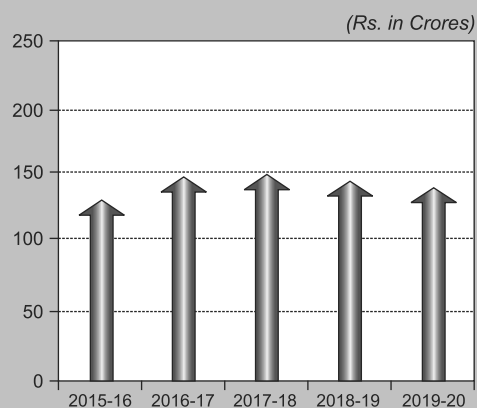
EPS



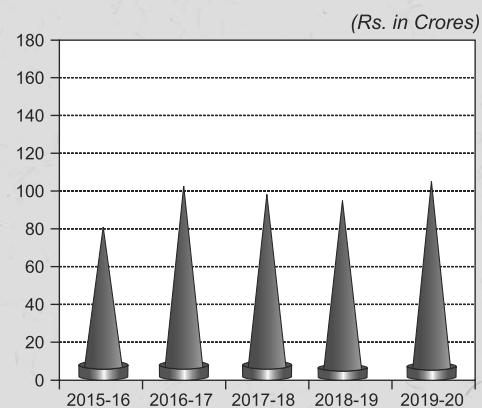
BOOK VALUE PER SHARE



PROFIT BEFORE TAX



PROFIT AFTER TAX



*Post applicability of Goods and Service Tax (GST) w.e.f. 1st July, 2017, sales revenue is disclosed net of GST. However, revenue for the period upto 30th June 2017 is inclusive of excise duty. Accordingly, revenue from operations and excise duty on sale of goods for the year ended 31st March, 2020 are not comparable to previous year.



(All amounts in Rs. Crores, unless otherwise stated)

	10-11	11-12	12-13	13-14	14-15	15-16	16-17	17-18	18-19	19-20
Sales	861.42	1,006.45	1,092.72	1,156.52	1,208.88	1,275.34	1,132.02	1,112.12	1,193.34	1,127.28
Other Income	7.00	10.65	10.13	20.79	163.46	24.00	28.66	30.26	35.43	32.88
Raw materials consumed	414.33	545.84	580.34	595.05	616.65	513.77	526.05	609.30	691.56	596.60
Excise duty	109.65	132.93	140.71	150.53	157.13	163.31	170.52	37.63	-	-
Expenses	239.41	241.81	278.51	319.15	347.69	484.15	306.33	337.33	382.05	414.90
Interest	0.86	1.07	-	-	-	-	1.49	1.34	1.33	1.46
Gross Profit	104.17	95.45	103.29	112.58	250.87	138.11	156.29	156.78	153.83	147.20
Depreciation	9.71	9.26	9.09	8.82	7.45	7.11	7.37	7.62	8.29	9.36
Profit before tax	94.46	86.19	94.20	103.76	243.42	131.00	148.92	149.16	145.54	137.84
Taxation	30.30	27.11	31.27	35.42	72.25	50.88	48.83	50.53	49.75	35.69
Profit after tax	64.16	59.08	62.93	68.34	171.17	80.12	100.09	98.63	95.79	102.15
Dividend	5.23	10.46	13.07	17.42	21.78	34.85	47.92	60.98	90.61	64.47
Dividend (%)	600	1,200	1,500	2,000	2,500	2,000	2,750	3,500	5,200	3,700
Net Fixed Assets	73.01	75.41	71.45	69.42	90.64	98.40	97.55	106.87	112.98	123.92
Investments	0.60	51.75	53.88	57.00	120.56	114.45	211.79	213.86	213.86	215.13
Net Current Assets	190.54	182.89	214.78	260.27	314.61	391.75	352.55	325.39	313.90	329.51
Net Assets	264.15	310.05	340.11	386.69	525.81	604.60	661.89	646.12	640.74	668.56
Share Capital	0.87	0.85	0.85	0.85	0.85	1.70	1.70	1.70	1.70	1.70
Reserves/Surplus	260.70	290.50	338.05	385.76	515.96	583.13	626.80	654.31	645.17	671.22
Net Worth	259.64	306.56	337.20	385.16	516.81	584.83	628.50	656.01	646.87	672.92
Borrowing	-	-	-	-	-	-	-	-	-	-
EPS (Rs)	184.11	169.54	180.58	196.11	491.19	238.72	302.83	285.17	284.56	311.06
Debt Equity Ratio	-	-	-	-	-	-	-	-	-	-
No of ordinary shares	0.09	0.09	0.09	0.09	0.09	0.35	0.35	0.35	0.35	0.35
Book value/share (Rs)	745.06	879.71	967.63	1,105.26	1,483.04	1,678.23	1,803.56	1,882.49	1,856.26	1,931.01

Figures on or after 2016-17 are IND AS compliant and may not be fully comparable to previous years
 Post applicability of Goods and Service Tax (GST) w.e.f. 1st July 2017, revenue from operations is disclosed net of GST. However, revenue for the period up to 30th June 2017 is inclusive of excise duty. Accordingly, revenue from operations and excise duty on sale of goods for the year ended 31st March 2020 are not comparable with the previous year.
 Dividend represents figure as stated in the accounts. Dividend % has been calculated accordingly.



Tide Water Oil Co. (India) Ltd.

Regd. Office | Yule House, 8 Dr. Rajendra Prasad Sarani, Kolkata - 700 001

Regional Office (North) | 904, 904A & 904B, 9th Floor, Vijaya Building,
| 17, Barakhamba Road, New Delhi - 110 001

Regional Office (East) | Yule House, 8 Dr. Rajendra Prasad Sarani, Kolkata - 700 001

Regional Office (West) | C.T.S.- 90, Kachwadi, Govandi, Deonar, Mumbai - 400 088

Regional Office (South) | "Seshachalam Centre", 10th Floor, 636/1, Anna Salai
| Nandanam, Chennai - 600 035

