

December 11, 2020

General Manager,
Department of Corporate Services
Bombay Stock Exchange Limited,
Floor 25, P.J. Towers, Dalal Street,
Mumbai-400 001

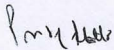
Dear Sir,

**Sub: Disclosure of Related Party Transactions pursuant Regulation 23(9) of the SEBI
(Listing Obligations and Disclosure Requirements) Regulations, 2015**

In compliance with Regulation 23(9) of the SEBI (Listing Obligations and Disclosure Requirements) Regulations, 2015, we are enclosing herewith disclosure of Related Party Transactions on a consolidated basis for the half year ended September 30, 2020.

This is for your information and records.

Yours faithfully,
For Forbes & Company Limited



Pankaj Khattar
Head Legal & Company Secretary

Encl: as above

FORBES & COMPANY LIMITED

CONSOLIDATED RELATED PARTY DISCLOSURE FOR THE HALF YEAR ENDED 30TH SEPTEMBER, 2020

Related Party Disclosures

Name of the Related Parties and Description of Relationship:

(A) Holding Company

Shapoorji Pallonji & Company Private Limited

(B) Fellow Subsidiaries/ Enterprises under common control :(where there are transactions)

Afcons Infrastructure Limited
Eureka Forbes Institute of Environment (Trust)
Forvol International Services Limited
Jaykali Developer Private Limited
Shapoorji Pallonji Investment Advisors Private Limited
Gokak Textiles Limited
Gossip Properties Private Limited
Grand View Estates Private Limited
Image Realty LLP
Shapoorji Pallonji Development Managers Private Limited (formerly Lucrative Properties Private Limited)
Relationship Properties Private Limited
Samalpatti Power Company Private Limited
Shapoorji Pallonji Infrastructure Capital Company Private Limited
Shapoorji Pallonji Engineering and Construction Private Limited
Shapoorji Infrastructure Private Limited
Shapoorji Pallonji Oil & Gas Private Limited
Sterling and Wilson Private Limited
Sterling and Wilson Solar Limited
Sterling Investment Corporation Private Limited
Paikar Real Estates Private Limited
Shapoorji Pallonji Rural Solutions Private Limited
United Motors (India) Private Limited
Blue Riband Properties Private Limited
Delphi Properties Private Limited

(C) Associate Companies:

Neuvo Consultancy Services Private Limited
Euro P2P Direct (Thailand) Co. Limited
Dhan Gaming Solution (India) Private Limited

(D) Joint Ventures :

Forbes Concept Hospitality Services Private Limited
Aquaignis Technologies Private Limited
Forbes Aquatech Limited
Infinite Water Solutions Private Limited
AMC Cookware (Proprietary) Limited
Forbes Bumi Armada Limited

(E) Joint Ventures/ Associates of Holding Company / Fellow Subsidiaries :(where there are transactions)

Shapoorji Pallonji Bumi Armada Offshore Limited (formerly known as Forbes Bumi Armada Offshore Limited)
HPCL Shapoorji Energy Private Limited
Armada Madura EPC Limited
Transtonnestroy Afcons Joint Venture
M/s G.S. Enterprise
Joyville Shapoorji Housing Private Limited
SD Corporation Private Limited
Shapoorji Pallonji Finance Private Limited
M/s Sterling Motors
SP Armada Oil Exploration Private Limited

(F) Key Management Personnel :


Managing Director of Forbes & Company Limited, Mr. Mahesh Tahilyani
Managing Director and CEO of Eureka Forbes Limited, Mr Marzin R. Shroff

Non Executive Directors of Forbes & Company Limited

Shapoor P. Mistry	Chairman
Jai L. Mavani	Non-Executive Director
D. Sivanandhan	Independent Director
Rani Jadhav	Independent Director
Nikhil Bhatia	Independent Director

(G) Post employment benefit plan

Forbes & Company Limited Employees Provident Fund
Eureka Forbes Limited Employees Gratuity Fund
Eureka Forbes Limited Employees Provident Fund
Eureka Forbes Limited Managing Staff Superannuation Scheme



FORBES & COMPANY LIMITED
CONSOLIDATED RELATED PARTY DISCLOSURE FOR THE HALF YEAR ENDED
30TH SEPTEMBER, 2020


Related party disclosures (contd.)

For the period from 1st April 2020 to 30th September, 2020

(b) transactions/ balances with above mentioned related parties

₹ In Lakhs

	A	B	C	D	E	F	Total
	Parties in A above	Parties in B above	Parties in C above	Parties in D above	Parties in E above	Parties in F above	
Balances							
1	Trade Payables and Capital Creditors	2,587.51	24.01	819.83	2,111.56	-	5,542.91
2	Advances received from customer	-	2,741.04	953.48	-	-	3,694.52
3	Interest accrued	1,105.39	104.33	-	112.01	-	1,321.72
4	Trade Receivables	321.69	485.39	2,572.69	1.13	92.22	3,473.12
5	Contractually reimbursable expense	-	65.94	-	-	-	65.94
6	Preference Shares classified as compound financial instrument	1,000.00	3,090.00	-	-	6,180.00	10,270.00
7	Provision for Doubtful Trade Receivables	-	10.18	-	-	-	10.18
8	Deposits Payable	8,675.00	249.25	-	2,000.00	23.79	10,948.05
9	Other Payables	-	-	-	7.48	-	7.48
10	Inter-corporate deposits receivable	-	-	-	12.34	-	12.34
11	Guarantees Given	-	-	-	-	3,295.06	3,295.06
12	Guarantees Taken	3,681.64	-	-	-	-	3,681.64
13	Advance for Supply of Goods and Services and prepaid expenses	22.62	-	-	-	-	22.62
Transactions							
Purchases / Services							
14	Purchase of Fixed Assets/ Goods and Materials	-	-	-	1,844.56	-	1,844.56
15	Receiving of Services	2.87	-	-	-	-	2.87
16	Fixed Assets	1.45	-	-	-	-	1.45
17	Real Estate Development Expenses	1,115.76	-	219.82	-	-	1,335.58
Sales / Services							
18	Goods and Materials	27.26	15.66	501.37	0.37	0.72	545.39
19	Services Rendered	139.72	564.14	9.14	3.93	184.22	901.14
Expenses							
20	Rent	-	-	12.40	-	-	12.40
21	Repairs and Other Expenses	49.77	-	-	-	-	49.77
22	Travelling and conveyance expenses	-	2.14	-	-	-	2.14
23	Management Fees	265.78	-	-	-	-	265.78
24	Legal and professional charges	21.20	-	-	-	-	21.20
25	Interest Paid	587.16	78.40	-	120.61	118.83	905.01
26	Remuneration	-	-	-	-	-	145.83
27	Miscellaneous expenses	0.14	-	-	-	-	0.14
28	Selling & Distribution Expenses	-	-	42.51	-	-	42.51



FORBES & COMPANY LIMITED
 CONSOLIDATED RELATED PARTY DISCLOSURE FOR THE HALF YEAR ENDED
 30TH SEPTEMBER, 2020

Related party disclosures (contd.)

For the period from 1st April 2020 to 30th September, 2020

(b) transactions/ balances with above mentioned related parties


₹ In Lakhs

		A	B	C	D	E	F	Total
		Parties in A above	Parties in B above	Parties in C above	Parties in D above	Parties in E above	Parties in F above	
Income								
29	Rent and Other Service Charges	3.79	60.97	-	17.96	55.41	-	138.14
30	Interest Received	-	-	-	0.47	-	-	0.47
31	Guarantee Commission	-	14.30	-	-	-	-	14.30
Other Receipts								
32	Other Reimbursements (Receipts)	-	34.51	-	5.91	0.70	-	41.12
33	Other Reimbursements (Payments)	-	-	40.55	-	-	-	40.55
Finance								
34	Inter-corporate deposits taken	5,200.00	-	-	-	-	-	5,200.00
35	Repayment of Deposits Taken	5,000.00	210.00	-	500.00	-	-	5,710.00
36	Real estate advances received from customers	-	100.66	-	-	-	-	100.66

For details of investments in associates and joint ventures refer Notes 1A and 1B

Terms and conditions:-

- All outstanding balances are unsecured and are repayable as per terms of credit and settlement occurs in cash.
- All related party transactions entered during the year were in ordinary course of business and on arms length basis.
- The Group has not recorded any impairment of receivables related to amounts owed by related parties except as stated above.



FORBES & COMPANY LIMITED

CONSOLIDATED RELATED PARTY DISCLOSURE FOR THE HALF YEAR ENDED 30TH SEPTEMBER, 2020

Related party disclosures (contd.)

For the period from 1st April 2020 to 30th September, 2020

Parties in F:

Key Managerial Personnel Remuneration

Particulars	₹ In Lakhs Half year ended 30th Sep, 2020
Short-term employee benefits	136.61
Post-employment benefits *	2.89
Long-term employee benefits	6.33
	<u>145.83</u>

* The amounts do not include expenses for gratuity and leave encashment since actuarial valuation is carried at an overall level.

Directors Sitting Fees:

Name	₹ In Lakhs Half year ended 30th Sep, 2020
D. Sivanandhan	3.00
Shapoor P. Mistry	1.10
Jai L. Mavani	2.00
Mahesh Tahilyani	0.40
Rani Jadhav	2.00
Nikhil Bhatia	3.00
Total	<u>11.50</u>

Parties in G:

Contribution to Post Employment Benefit Plan:

Particulars	₹ In Lakhs Half year ended 30th Sep, 2020
Forbes & Company Limited Employees Provident Fund	108.61
Eureka Forbes Limited Employees Gratuity Fund	-
Eureka Forbes Limited Employees Provident Fund	4.97
Eureka Forbes Limited Managing Staff Superannuation Scheme	5.58
	<u>119.16</u>



FORBES & COMPANY LIMITED

CONSOLIDATED RELATED PARTY DISCLOSURE FOR THE HALF YEAR ENDED 30TH SEPTEMBER, 2020

1 Non Current Investments in associates and joint ventures

1A. Investments in associates

Particulars	As at 30th Sept., 2020	
	Qty	Amount
Unquoted Investments (all fully paid)		
1. Equity Shares of THB 100 each in Euro P2P Direct (Thailand) Co. Limited Provision for impairment	19,596	26.68 <u>(26.68)</u>
2. Equity shares of ₹ 10 each in Neuvo Consultancy Services Limited Post acquisition share in profits	58,849	5.88 <u>422.52</u>
TOTAL INVESTMENTS		<u>428.40</u> <u>428.40</u>

1B. Investments in joint ventures

Particulars	As at 30th Sept., 2020	
	Qty	Amount
Unquoted Investments (all fully paid) Equity instrument (at cost less impairment)		
1. Equity shares of ₹ 10 each in Forbes Bumi Armada Limited Post acquisition share in profits	28,05,000	280.56 <u>517.28</u> 797.84
2. Equity shares of ₹ 10 each fully paid up in Forbes Aquatech Limited Post acquisition share in profits Adjustment on conversion from Joint venture to Subsidiary	5,00,000	50.00 943.30 <u>(993.30)</u>
3. Equity shares of ₹ 10 each fully paid up in Forbes Concept Hospitality Services Private Limited Post acquisition share in (Losses)	26,25,000	262.50 <u>(262.19)</u> 0.31
4. Equity shares of ₹ 10 each fully paid up in Infinite Water Solutions Private Limited Post acquisition share in profits	35,00,000	350.00 <u>1,790.47</u> 2,140.47
5. Equity shares of Rand 1 each in AMC Cookware (Proprietary) Limited Post acquisition share in profits	5,000	- <u>3,849.68</u> 3,849.68
TOTAL INVESTMENTS		<u>6,788.30</u>

* Amount is below rounding off norm adopted by the Group.



FORBES & COMPANY LIMITED
 CONSOLIDATED RELATED PARTY DISCLOSURE FOR THE HALF YEAR ENDED
 30TH SEPTEMBER, 2020


Related party disclosures (contd.)

For the period from 1st April 2020 to 30th September, 2020

(b) transactions/ balances with above mentioned related parties

₹ In Lakhs

	A	B	B	B	B	B	B	B	B	B	B	B	B	B	B
	Shapoorji Pallonji and Company Private Limited	Afcons Infrastructure Limited	Eureka Forbes Institute of Environment (Trust)	Forvol International Services Limited	Jaykali Developers Private Limited	Gokak Textiles Limited	Gossip Properties Private Limited	Relationship Properties Private Limited	Shapoorji Pallonji Infrastructure Capital Company Private Limited	Shapoorji Infrastructure Private Limited	Shapoorji Oil & Gas Private Limited	Sterling and Wilson Solar Limited	Sterling and Wilson Private Limited	Grand View Estates Private Limited	
Balances															
1 Trade Payables and Capital Creditors	2,587.51	-	-	***	-	-	-	-	-	-	-	***	-	-	
2 Advances received from customer	-	***	-	-	-	-	-	-	-	-	***	-	-	-	
3 Interest accrued	1,105.39	-	-	-	-	-	-	-	-	-	-	-	-	-	
4 Trade Receivables	***	***	***	***	***	***	***	***	***	***	***	-	***	***	
5 Contractually reimbursable expense	-	-	-	***	-	6.79	-	-	-	-	40.74	-	-	-	
6 Preference Shares classified as compound financial instrument	***	-	-	-	-	-	-	-	-	-	-	-	-	-	
7 Provision for Doubtful Trade Receivables	-	-	-	-	-	-	-	-	-	-	-	-	10.18	-	
8 Deposits Payable	8,675.00	-	-	-	-	-	-	-	***	-	***	-	-	-	
9 Other Payables	-	-	-	-	-	-	-	-	-	-	-	-	-	-	
10 Inter-corporate deposits receivable	-	-	-	-	-	-	-	-	-	-	-	-	-	-	
11 Guarantees Given	-	-	-	-	-	-	-	-	-	-	-	-	-	-	
12 Guarantees Taken	3,681.64	-	-	-	-	-	-	-	-	-	-	-	-	-	
13 Advance for Supply of Goods and Services and prepaid expenses	22.62	-	-	-	-	-	-	-	-	-	-	-	-	-	
Transactions															
Purchases / Services															
14 Purchase of Fixed Assets/ Goods and Materials	-	-	-	-	-	-	-	-	-	-	-	-	-	-	
15 Receiving of Services	2.87	-	-	-	-	-	-	-	-	-	-	-	-	-	
16 Fixed Assets	1.45	-	-	-	-	-	-	-	-	-	-	-	-	-	
17 Real Estate Development Expenses	1,115.76	-	-	-	-	-	-	-	-	-	-	-	-	-	
Sales / Services															
18 Goods and Materials	***	***	***	-	-	-	-	***	-	-	-	-	***	-	
19 Services Rendered	139.72	456.19	***	***	***	-	***	***	-	***	***	-	-	***	



***Amounts are below the threshold adopted by the Group (i.e. less than 10% of the respective category of transaction)

FORBES & COMPANY LIMITED
CONSOLIDATED RELATED PARTY DISCLOSURE FOR THE HALF YEAR ENDED
30TH SEPTEMBER, 2020


Related party disclosures (contd.)

For the period from 1st April 2020 to 30th September, 2020

(b) transactions/ balances with above mentioned related parties

₹ in Lakhs

	A	B	B	B	B	B	B	B	B	B	B	B	B	B	B
	Shapoorji Pallonji and Company Private Limited	Afcons Infrastructure Limited	Eureka Forbes Institute of Environment (Trust)	Forvol International Services Limited	Jaykali Developers Private Limited	Gokak Textiles Limited	Gossip Properties Private Limited	Relationship Properties Private Limited	Shapoorji Pallonji Infrastructure Capital Company Private Limited	Shapoorji Infrastructure Private Limited	Shapoorji Pallonji Oil & Gas Private Limited	Sterling and Wilson Solar Limited	Sterling and Wilson Private Limited	Grand View Estates Private Limited	
Expenses															
20 Rent	-	-	-	-	-	-	-	-	-	-	-	-	-	-	-
21 Repairs and Other Expenses	49.77	-	-	-	-	-	-	-	-	-	-	-	-	-	-
22 Travelling and conveyance expenses	-	-	-	2.14	-	-	-	-	-	-	-	-	-	-	-
23 Management Fees	265.78	-	-	-	-	-	-	-	-	-	-	-	-	-	-
24 Legal and professional charges	21.20	-	-	-	-	-	-	-	-	-	-	-	-	-	-
25 interest Paid	587.16	-	-	-	-	-	-	-	-	-	-	-	-	-	-
26 Remuneration	-	-	-	-	-	-	-	-	-	-	-	-	-	-	-
27 Miscellaneous expenses	0.14	-	-	-	-	-	-	-	-	-	-	-	-	-	-
28 Selling & Distribution Expenses	-	-	-	-	-	-	-	-	-	-	-	-	-	-	-
Income															
29 Rent and Other Service Charges	***	-	-	***	-	-	-	-	***	-	55.49	-	-	-	-
30 Interest Received	-	-	-	-	-	-	-	-	-	-	-	-	-	-	-
31 Guarantee Commission	-	-	-	-	-	-	-	-	-	-	14.30	-	-	-	-
Other Receipts															
32 Other Reimbursements (Receipts)	-	-	-	***	-	-	-	-	-	-	-	-	-	-	-
33 Other Reimbursements (Payments)	-	-	-	-	-	-	-	-	-	-	-	-	-	-	-
Finance															
34 Inter-corporate deposits taken	5,200.00	-	-	-	-	-	-	-	-	-	-	-	-	-	-
35 Repayment of Deposits Taken	5,000.00	-	-	-	-	-	-	-	-	-	-	-	-	-	-
36 Real estate advances received from customers	-	-	-	-	-	-	-	-	-	-	-	-	-	-	-



*** Amounts are below the threshold adopted by the Group (i.e. less than 10% of the respective category of transaction)

Related party disclosures (contd.)
 For the period from 1st April 2020 to 30th September, 2020

(b) transactions/ balances with above mentioned related parties

₹ in Lakhs

	B	B	B	B	B	B	B	B	C	C	D	D	E	E
	Sterling Investment Corporation Private Limited	Shapoorji Pallonji Rural Solutions Private Limited	Shapoorji Pallonji Investment Advisors Private Limited	Image Realty LLP	Shapoorji Pallonji Development Managers Private Limited	Paikar Real Estates Private Limited	United Motors (India) Private Limited	Neuvo Consultancy Service Limited	Euro P2P Direct (Thailand) Co.Limited	Forbes Concept Hospitality Services Private Limited	Infinite Water Solutions Private Limited	Armada Madora EPC Limited	TranstoneIstroy Afcons Joint Venture	
Balances														
1 Trade Payables and Capital Creditors	-	-	-	-	-	-	-	819.83	-	-	2,111.56	-	-	
2 Advances received from customer	-	-	-	-	-	-	2,735.47	-	953.48	-	-	-	-	
3 Interest accrued	-	-	-	-	***	-	-	-	-	-	***	-	-	
4 Trade Receivables	-	***	***	-	***	-	-	***	2,543.90	-	***	***	-	
5 Contractually reimbursable expense	-	-	-	-	-	17.19	-	-	-	-	-	-	-	
6 Preference Shares classified as compound financial instrument	3,090.00	-	-	-	-	-	-	-	-	-	-	-	-	
7 Provision for Doubtful Trade Receivables	-	-	-	-	-	-	-	-	-	-	-	-	-	
8 Deposits Payable	-	-	-	-	-	***	-	-	-	-	2,000.00	-	-	
9 Other Payables	-	-	-	-	-	-	-	-	-	-	7.48	-	-	
10 Inter-corporate deposits receivable	-	-	-	-	-	-	-	-	-	12.34	-	-	-	
11 Guarantees Given	-	-	-	-	-	-	-	-	-	-	-	-	-	
12 Guarantees Taken	-	-	-	-	-	-	-	-	-	-	-	-	-	
13 Advance for Supply of Goods and Services and prepaid expenses	-	-	-	-	-	-	-	-	-	-	-	-	-	
Transactions														
Purchases / Services														
14 Purchase of Fixed Assets/ Goods and Materials	-	-	-	-	-	-	-	-	-	-	1,844.55	-	-	
15 Receiving of Services	-	-	-	-	-	-	-	-	-	-	-	-	-	
16 Fixed Assets	-	-	-	-	-	-	-	-	-	-	-	-	-	
17 Real Estate Development Expenses	-	-	-	-	-	-	-	219.82	-	-	-	-	-	
Sales / Services														
18 Goods and Materials	-	-	-	-	-	-	-	-	501.37	-	***	-	***	
19 Services Rendered	-	-	***	***	***	-	-	***	-	-	***	-	***	



***Amounts are below the threshold adopted by the Group (i.e. less than 10% of the respective category of transaction)

FORBES & COMPANY LIMITED
CONSOLIDATED RELATED PARTY DISCLOSURE FOR THE HALF YEAR ENDED
30TH SEPTEMBER, 2020


Related party disclosures (contd.)

For the period from 1st April 2020 to 30th September, 2020

(b) transactions/ balances with above mentioned related parties

₹ In Lakhs

	B	B	B	B	B	B	B	C	C	D	D	E	E
	Sterling Investment Corporation Private Limited	Shapoorji Pallonji Rural Solutions Private Limited	Shapoorji Pallonji Investment Advisors Private Limited	Image Realty LLP	Shapoorji Pallonji Development Managers Private Limited	Palkar Real Estates Private Limited	United Motors (India) Private Limited	Neuvo Consultancy Service Limited	Euro P2P Direct (Thailand) Co.Limited	Forbes Concept Hospitality Services Private Limited	Infinite Water Solutions Private Limited	Armada Madura EPC Limited	Transtonnellstroy Afcons Joint Venture
Expenses													
20 Rent	-	-	-	-	-	-	-	12.40	-	-	-	-	-
21 Repairs and Other Expenses	-	-	-	-	-	-	-	-	-	-	-	-	-
22 Travelling and conveyance expenses	-	-	-	-	-	-	-	-	-	-	-	-	-
23 Management Fees	-	-	-	-	-	-	-	-	-	-	-	-	-
24 Legal and professional charges	-	-	-	-	-	-	-	-	-	-	-	-	-
25 Interest Paid	***	-	-	-	***	-	-	-	-	-	120.61	-	-
26 Remuneration	-	-	-	-	-	-	-	-	-	-	-	-	-
27 Miscellaneous expenses	-	-	-	-	-	-	-	-	-	-	-	-	-
28 Selling & Distribution Expenses	-	-	-	-	-	-	-	30.26	12.25	-	-	-	-
Income													
29 Rent and Other Service Charges	-	-	-	-	-	-	-	-	-	-	17.96	-	-
30 Interest Received	-	-	-	-	-	-	-	-	-	0.47	-	-	-
31 Guarantee Commission	-	-	-	-	-	-	-	-	-	-	-	-	-
Other Receipts													
32 Other Reimbursements (Receipts)	-	-	-	-	-	33.68	-	-	-	-	5.91	-	-
33 Other Reimbursements (Payments)	-	-	-	-	-	-	-	40.55	-	-	-	-	-
Finance													
34 Inter-corporate deposits taken	-	-	-	-	-	-	-	-	-	-	-	-	-
35 Repayment of Deposits Taken	***	-	-	-	-	-	-	-	-	-	***	-	-
36 Real estate advances received from customers	-	-	-	-	-	-	100.66	-	-	-	-	-	-



***Amounts are below the threshold adopted by the Group (i.e. less than 10% of the respective category of transaction)

FORBES & COMPANY LIMITED
CONSOLIDATED RELATED PARTY DISCLOSURE FOR THE HALF YEAR ENDED
30TH SEPTEMBER, 2020


Related party disclosures (contd.)

For the period from 1st April 2020 to 30th September, 2020

(b) transactions/ balances with above mentioned related parties

₹ in Lakhs

	E	E	E	E	E	E	E	E	F	F	F	F
	M/s G.S. Enterprise	Joyville Shapoorji Housing Private Limited	SD Corporation Private Limited	Shapoorji Pallonji Finance Private Limited	SP Armada Oil Exploration Private Limited	HPCL Shapoorji Energy Private Limited	Shapoorji Pallonji Bumi Armada Offshore Limited	Managing Director, Mr. Mahesh Tahilyani	Mr. Shapoor P Mistry	Mr. Pallon Shapoor Mistry	Managing Director of EFL, Mr. Marzin R. Shroff	
Balances												
1 Trade Payables and Capital Creditors	-	-	-	-	-	-	-	-	-	-	-	-
2 Advances received from customer	-	-	-	-	-	-	-	-	-	-	-	-
3 Interest accrued	-	-	-	-	-	-	-	-	-	-	-	-
4 Trade Receivables	-	***	***	***	***	***	***	-	-	-	-	-
5 Contractually reimbursable expense	-	-	-	-	-	-	-	-	-	-	-	-
6 Preference Shares classified as compound financial instrument	6,180.00	-	-	-	-	-	-	-	-	-	-	-
7 Provision for Doubtful Trade Receivables	-	-	-	-	-	-	-	-	-	-	-	-
8 Deposits Payable	-	-	-	-	-	***	-	-	-	-	-	-
9 Other Payables	-	-	-	-	-	-	-	-	-	-	-	-
10 Inter-corporate deposits receivable	-	-	-	-	-	-	-	-	-	-	-	-
11 Guarantees Given	-	-	-	-	-	-	3,295.06	-	-	-	-	-
12 Guarantees Taken	-	-	-	-	-	-	-	-	-	-	-	-
13 Advance for Supply of Goods and Services and prepaid expenses	-	-	-	-	-	-	-	-	-	-	-	-
Transactions												
Purchases / Services												
14 Purchase of Fixed Assets/ Goods and Materials	-	-	-	-	-	-	-	-	-	-	-	-
15 Receiving of Services	-	-	-	-	-	-	-	-	-	-	-	-
16 Fixed Assets	-	-	-	-	-	-	-	-	-	-	-	-
17 Real Estate Development Expenses	-	-	-	-	-	-	-	-	-	-	-	-
Sales / Services												
18 Goods and Materials	-	-	***	-	-	-	-	-	-	-	-	-
19 Services Rendered	-	-	***	***	***	***	***	-	-	-	-	-



***Amounts are below the threshold adopted by the Group (i.e. less than 10% of the respective category of transaction)

FORBES & COMPANY LIMITED
CONSOLIDATED RELATED PARTY DISCLOSURE FOR THE HALF YEAR ENDED
30TH SEPTEMBER, 2020


Related party disclosures (contd.)

For the period from 1st April 2020 to 30th September, 2020

(b) transactions/ balances with above mentioned related parties

₹ in Lakhs

	E	E	E	E	E	E	E	E	F	F	F	F
	M/s G.S. Enterprise	Joyville Shapoorji Housing Private Limited	SD Corporation Private Limited	Shapoorji Pallonji Finance Private Limited	SP Armada Oil Exploration Private Limited	HPCL Shapoorji Energy Private Limited	Shapoorji Pallonji Bumi Armada Offshore Limited	Managing Director, Mr. Mahesh Tahilyani	Mr. Shapoor P Mistry	Mr. Pallon Shapoor Mistry	Managing Director of EFL, Mr. Marzin R. Shroff	
Expenses												
20 Rent	-	-	-	-	-	-	-	-	-	-	-	-
21 Repairs and Other Expenses	-	-	-	-	-	-	-	-	-	-	-	-
22 Travelling and conveyance expenses	-	-	-	-	-	-	-	-	-	-	-	-
23 Management Fees	-	-	-	-	-	-	-	-	-	-	-	-
24 Legal and professional charges	-	-	-	-	-	-	-	-	-	-	-	-
25 Interest Paid	118.83	-	-	-	-	-	-	-	-	-	-	-
26 Remuneration	-	-	-	-	-	-	-	65.78	-	-	-	80.04
27 Miscellaneous expenses	-	-	-	-	-	-	-	-	-	-	-	-
28 Selling & Distribution Expenses	-	-	-	-	-	-	-	-	-	-	-	-
Income												
29 Rent and Other Service Charges	-	-	-	-	***	52.34	-	-	-	-	-	-
30 Interest Received	-	-	-	-	-	-	-	-	-	-	-	-
31 Guarantee Commission	-	-	-	-	-	-	-	-	-	-	-	-
Other Receipts												
32 Other Reimbursements (Receipts)	-	-	-	-	-	***	-	-	-	-	-	-
33 Other Reimbursements (Payments)	-	-	-	-	-	-	-	-	-	-	-	-
Finance												
34 Inter-corporate deposits taken	-	-	-	-	-	-	-	-	-	-	-	-
35 Repayment of Deposits Taken	-	-	-	-	-	-	-	-	-	-	-	-
36 Real estate advances received from customers	-	-	-	-	-	-	-	-	-	-	-	-



***Amounts are below the threshold adopted by the Group (i.e. less than 10% of the respective category of transaction)