

May 4, 2022

To,
National Stock Exchange of India Limited
Symbol - SYMPHONY

To,
BSE Limited
Security Code – 517385

Sub.: Submission of newspaper clippings of publication of financial results

Dear Sir,

We are submitting herewith newspaper clippings of audited financial results for fourth quarter and financial year ended on March 31, 2022, published in newspapers dated May 4, 2022.

Kindly take the above on your record.

Thanking you,

Yours Truly,

For, Symphony Limited



Mayur Barvadiya
Company Secretary and Head - Legal



Encl.: as above.

Email: companysecretary@symphonylimited.com

"IMPORTANT"

Whilst care is taken prior to acceptance of advertising copy, it is not possible to verify its contents. The Indian Express (P) Limited cannot be held responsible for such contents, nor for any loss or damage incurred as a result of transactions with companies, associations or individuals advertising in its newspapers or Publications. We therefore recommend that readers make necessary inquiries before sending any monies or entering into any agreements with advertisers or otherwise acting on an advertisement in any manner whatsoever.

HOTEL RUGBY LIMITED

(CIN: L55101MH1991PLC063265)
Registered office address: 2, Ground Floor, 9, Dev Bhuvan, Gazdar Street, Chira Bazar, Kalbadevi, Mumbai - 400002, Maharashtra, India. Tel. No. 022 - 67470380
E-Mail: rugbyhotel@rediffmail.com Website: www.hotelrugby.co.in

EXTRACT OF AUDITED FINANCIAL RESULTS FOR THE QUARTER AND YEAR ENDED MARCH 31, 2022
(Rs. In Lacs)

Particulars	Quarter ended			Year ended	
	31.03.2022	31.12.2021	31.03.2021	31.03.2022	31.03.2021
	Audited	Unaudited	Audited	Audited	Audited
Total income from operations (net)	0.79	0.81	2.83	7.24	11.84
Other Income	-	-	-	-	-
Net Profit / (Loss) for the period (before Tax, Exceptional and/or Extraordinary items#)	(123.88)	(396.43)	(1.83)	(534.34)	(5.45)
Net Profit / (Loss) for the period before tax (after Exceptional and/or Extraordinary items#)	(127.88)	(396.43)	(1.83)	(538.34)	(5.45)
Net Profit / (Loss) for the period after tax (after Exceptional and/or Extraordinary items#)	(127.88)	(396.43)	(1.83)	(538.34)	(5.45)
Total Comprehensive Income for the period (Comprising Profit / (Loss) for the period (after tax) and Other Comprehensive Income (after tax))	(127.88)	(396.43)	(1.83)	(538.34)	(5.45)
Paid up Equity Share Capital (Face Value Rs. 10/- each per Share)	1432.28	1432.28	1432.28	1432.28	1432.28
Reserves (excluding Revaluation Reserve) Earnings Per Share (Face Value Rs. 10/- each) (for continuing and discontinued operations)	(0.8928)	(2.7678)	(0.0128)	(3.7596)	(0.0361)
Diluted:	(0.8928)	(2.7678)	(0.0128)	(3.7596)	(0.0361)

Note:
1) The above is an extract of the detailed format of Quarterly/Annual Financial Results filed with the Stock Exchanges under Regulation 33 of the Securities and Exchange Board of India ("SEBI") (Listing Obligations and Disclosure Requirements) Regulations, 2015. The full format of the Quarterly / Annual Financial Results are available on the Company's website www.hotelrugby.co.in and on the website of BSE i.e. www.bseindia.com and NSE i.e. www.nseindia.com.
2) The Audited Financial Results for the quarter and year ended on March 31, 2022 have been reviewed by the Audit Committee and approved by the Board of Directors at their meetings held on May 02, 2022.
3) #- Exceptional and/or Extraordinary items adjusted in the Statement of Profit and Loss in accordance with Ind-AS Rules / AS Rules, whichever is applicable.

For and on behalf of HOTEL RUGBY LIMITED
Sd/-
MAHENDRA THACKER
CEO & DIRECTOR
DIN - 01405253

Place: Mumbai

Date: May 03, 2022



EXTRACTS OF AUDITED CONSOLIDATED FINANCIAL RESULTS FOR THE QUARTER/YEAR ENDED 31 MARCH 2022

Sr. No.	Particulars	₹ in crores except per share data			
		For the quarter ended		For the year ended	
		31 March 2022 (Refer note 5)	31 March 2021 (Refer note 5)	31 March 2022	31 March 2021
1	Total income from operations	6,563.51	3,913.64	21,223.40	12,188.46
2	EBITDA*	841.59	542.22	2,987.13	1,424.19
3	Net profit for the period (before tax, exceptional and/or extraordinary items)	697.65	361.48	2,339.44	582.05
4	Net profit for the period before tax (after exceptional and/or extraordinary items)	718.76	433.65	2,442.12	689.67
5	Net profit for the period after tax (after exceptional and/or extraordinary items)	735.53	289.19	1,881.26	419.23
6	Total comprehensive income for the period (comprising profit for the period (after tax) and other comprehensive income (after tax))	728.52	290.25	1,871.55	422.82
7	Paid up equity share capital (face value of ₹2/- each)	105.10	97.45	105.10	97.45
8	Other equity	5,080.66	3,107.68	5,080.66	3,107.68
9	Securities premium account	1,236.03	1,080.88	1,236.03	1,080.88
10	Net worth	5,185.76	3,205.13	5,185.76	3,205.13
11	Paid up debt capital#	375.00	-	375.00	-
12	Outstanding redeemable preference shares	-	-	-	-
13	Earning per share (EPS) (face value of ₹2/- each)				
	a) Basic	14.67	5.93	37.81	8.60
	b) Diluted	14.16	5.87	36.39	8.48
	(EPS for the quarter not annualised)				
14	Capital redemption reserve	20.00	20.00	20.00	20.00
15	Debt service coverage ratio	-	-	-	-
16	Debt service coverage ratio	9.94	5.70	8.30	1.51
17	Interest service coverage ratio	12.00	5.73	9.16	3.05

*EBITDA = Earnings before interest, tax, depreciation & amortization and other income
#Listed unsecured debt

Notes:

- The above is an extract of the detailed format of quarterly/annual financial results filed with the Stock Exchanges under Regulation 33 of the SEBI (Listing Obligations and Disclosure Requirements) Regulations, 2015. The full format of the standalone and consolidated quarterly/annual financial results are available on the Company's website: (www.jstainless.com) and on the websites of Bombay Stock Exchange (www.bseindia.com) and the National Stock Exchange of India Ltd. (www.nseindia.com).
- Standalone financial information of the company, pursuant to regulation 47(1)(b) of SEBI (LODR):

Particulars	₹ in crores			
	For the quarter ended		For the year ended	
	31 March 2022 (Refer note 5)	31 March 2021 (Refer note 5)	31 March 2022	31 March 2021
Total income from operations	6,287.21	3,809.63	20,311.94	11,679.14
EBITDA*	761.14	521.36	2,790.79	1,395.85
Profit before tax (before exceptional items)	621.84	351.69	2,170.06	601.03
Profit before tax (after exceptional items)	621.84	405.83	2,170.06	700.42
Profit after tax	668.58	264.94	1,674.45	427.92

*EBITDA = Earnings before interest, tax, depreciation & amortization and other income

- The financial results of the Company/Group for the year ended 31 March 2022, which have been extracted from the financial statements audited by the statutory auditors, have been reviewed by the Audit Committee and approved by the Board of Directors at their respective meetings held on 02 May 2022. The statutory auditors have expressed an unmodified audit opinion on these financial results.
- These results have been prepared in accordance with the recognition and measurement principles of the Companies (Indian Accounting Standards) Rules, 2015 (Ind AS) prescribed under Section 133 of the Companies Act, 2013, other accounting principles generally accepted in India and is in compliance with the presentation and disclosure requirements of Regulation 33 of the SEBI (Listing Obligations and Disclosure Requirements) Regulations, 2015 (as amended).
- The figures for the quarter ended 31 March 2022 and 31 March 2021 are the balancing figures between audited figures in respect of the full financial year and published year to date reviewed figures upto the third quarter of years ended 31 March 2022 and 31 March 2021 respectively.
- At its meeting held on 29 December 2020, the Board considered and approved a Composite Scheme of Arrangement pursuant to Sections 230 to 232 and other relevant provisions of Companies Act, 2013, amongst the Company, Jindal Stainless (Hisar) Limited, JSL Lifestyle Limited, Jindal Lifestyle Limited, JSL Media Limited and Jindal Stainless Corporate Management Services Private Limited ("Scheme"). The aforementioned Scheme is subject to necessary statutory and regulatory approvals under applicable laws, including approval of the Hon'ble National Company Law Tribunal, Chandigarh Bench ("NCLT") which is currently awaited. In the interim, the Company has received the approval of Hon'ble NCLT on its first motion application for convening the meeting of the Shareholders and Creditors on 25 February 2022 and has subsequently also received the approval from its Shareholders and Creditors and is now in process of filing the second motion application before the Hon'ble NCLT.

By Order of the Board of Directors
For Jindal Stainless Limited

Place: New Delhi
Date: 02 May 2022

JINDAL STAINLESS LTD.

(CIN: L26922HR1980PLC010901)

Regd. Office: O.P. Jindal Marg, Hisar-125 005 (Haryana) | Tel: (01662) 222471-83 | Fax: (01662) 220499
Email Id. for Investors: investorcare@jindalstainless.com | Website: www.jstainless.com

WORLD LEADER IN AIR COOLING



SYMPHONY LIMITED

(₹ in Crores)

Extract of Consolidated Financial Results for the Quarter and Year Ended on March 31, 2022

Particulars	Quarter Ended	Year Ended	Quarter Ended	Year Ended	
	31-Mar-22	31-Mar-22	31-Mar-21	31-Mar-21	
	(Refer Note No.3)	(Audited)	(Refer Note No.3)	(Audited)	
Revenue from operations	384	1,039	339	900	
Profit/(Loss) before exceptional items and tax	90	168	82	138	
Exceptional Items	-	-	-	7	
Profit/(Loss) after exceptional items and before tax	90	168	82	131	
Net Profit after Tax for the year/period	64	121	63	107	
Total Comprehensive Income for the year/period [Comprising Profit for the year/period (after tax) and Other Comprehensive Income (after tax)]	64	125	62	112	
Paid-up Equity Share Capital (Face Value ₹ 2/- per share)	14	14	14	14	
Reserves excluding Revaluation Reserve	-	826	-	745	
Earnings Per Share (of ₹ 2/- each)*					
	Basic & diluted (₹)	9.05	17.20	9.05	15.35

* EPS is not annualised for the quarter ended March 31, 2022, March 31, 2021 and December 31, 2021.

NOTES:

1. Key numbers of Standalone Results are as under:

(₹ in Crores)

Particulars	Quarter Ended	Year Ended	Quarter Ended	Year Ended
	31-Mar-22	31-Mar-22	31-Mar-21	31-Mar-21
	(Refer Note No.3)	(Audited)	(Refer Note No.3)	(Audited)
Revenue from operations	251	641	212	488
Profit/(Loss) before exceptional items and tax	58	146	67	147
Profit/(Loss) after exceptional items and before tax	58	146	67	147
Net Profit after Tax for the year/period	43	111	49	112

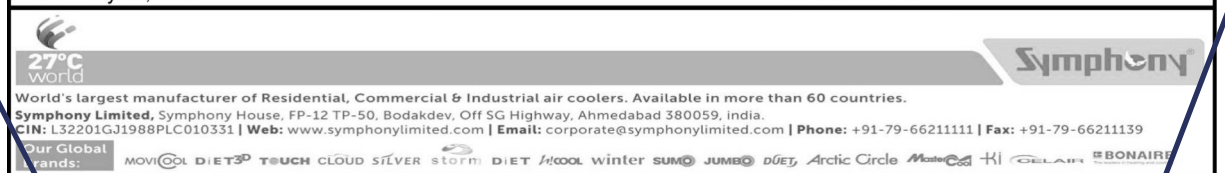
- The Board of Directors have recommended a final dividend of ₹ 6/- (300%) per equity share of ₹ 2/- each amounting to ₹ 41.97 cr. for FY 21-22. The total dividend for FY 21-22 aggregates to ₹ 9/- (450%) per equity share of ₹ 2/- each amounting to ₹ 62.96 cr. which includes two interim dividends of ₹ 3/- (150%) per equity share paid during the year. The final dividend is subject to approval by shareholders at the ensuing Annual General Meeting of the Company.
- The figures for the quarter ended March 31, 2022 and March 31, 2021 are balancing figures between audited figures in respect of the full financial year and year to date figures upto the third quarter of the relevant financial year, which were subjected to limited review.

4. The above is an extract of detailed format of quarterly/year ended Financial Results filed with the Stock Exchanges under Regulation 33 of the SEBI (Listing Obligations and Disclosure Requirements) Regulation, 2015. The full format of the quarterly/year ended Financial Results are available on the Stock Exchange websites www.nseindia.com, www.bseindia.com and on Company's website www.symphonylimited.com

By Order Of The Board
For Symphony Limited

Place : Ahmedabad
Date : May 03, 2022

Achal Bakeri
Chairman & Managing Director
DIN-00397573



Ahmedabad

Accelya Solutions India Limited

CIN: L74140PN1986PLC041033

Regd. Off: : Accelya Enclave, 685/2B & 2C, 1st Floor, Sharada Arcade, Satara Road, Pune-411037

Tel: +91 20 66083777 Fax: +91 20 24231639 Email: accelyaIndia.investors@accelya.com Website: w3.accelya.com

EXTRACT OF UNAUDITED CONSOLIDATED FINANCIAL RESULTS FOR THE QUARTER AND NINE MONTHS ENDED 31 MARCH 2022

(Rupees Lakhs except per share data)

Sr. No.	Particulars	Quarter Ended	Nine Months Ended	Quarter Ended
		31 March 2022	31 March 2022	31 March 2021
		(Unaudited)	(Unaudited)	(Unaudited)
1.	Total Revenue from operations	9,279.16	26,528.08	7,418.23
2.	Net Profit for the period (before Tax, Exceptional and Extraordinary items)	2,678.13	6,889.18	1,245.94
3.	Net Profit for the period before tax (after Exceptional and Extraordinary items)	2,678.13	6,889.18	1,245.94
4.	Net profit for the period after tax (after Exceptional and Extraordinary items)	1,981.90	5,102.17	1,088.73
5.	Total Comprehensive Income for the period [Comprising Profit/ (Loss) for the period (after tax) and Other Comprehensive Income (after tax)]	2,010.11	5,011.90	1,167.10
6.	Equity share capital	1,492.69	1,492.69	1,492.69
7.	Reserves (excluding Revaluation Reserve) as shown in the Audited Balance Sheet of previous year	-	-	-
8.	Earnings per share (EPS) (of Rs. 10/- each) (Rs.) (for the period - not annualised):			
	1. Basic:	13.28	34.18	7.29
	2. Diluted:	13.28	34.18	7.29

Note: The above is an extract of the detailed format of Quarterly Financials Results filed with the Stock Exchange under Regulation 33 of the SEBI (Listing and Other Disclosure Requirements) Regulation, 2015. The full format of the Quarterly Financials Results is available on the Stock Exchange websites.

Company's Website: <https://w3.accelya.com/accelyakale-quarterly-annual-reports>

BSE Website: www.bseindia.com

National Stock Exchange of India Limited: www.nseindia.com

Notes to the financial results

- The unaudited consolidated Financial Results for the quarter and nine months ended 31 March 2022 were reviewed by the Audit Committee and were approved by the Board of Directors in its meeting held on 3 May 2022.
- The Statement has been prepared in accordance with the recognition and measurement principles laid down in the Indian Accounting Standard 34 "Interim Financial Reporting" ("Ind AS 34") prescribed under Section 133 of the Companies Act, 2013 read with the relevant rules thereunder and the terms of the SEBI (Listing Obligations and Disclosure Requirements) Regulations, 2015, as amended.
- Based on the "management approach" as defined in Ind AS 108-Operating Segments, the Chief Operating Decision Maker evaluates the Group's performance as a single business segment namely travel and transportation vertical.
- The Board of Directors ("the Board"), on 28 February, 2022, passed a resolution approving the appointment of Mr. James Davidson (DIN: 0009516461) as an Additional Director designated as the Non-Executive Non-Independent Director of the Company, subject to approval of the shareholders. The Board also appointed Mr. James Davidson as Chairman by the Board of Directors effective 28 February, 2022.
On 12 April, 2022, the shareholders approved the ordinary resolution for appointment of Mr. James Davidson as Non-Executive Non-Independent Director of the Company by requisite majority through e-voting.
- The Group is closely monitoring the impact on its customers on account of the COVID 19 Pandemic and the impact of external factors. At present, the Group does not foresee any material adverse impact in the demand for the software solutions and the Group is well positioned to fulfil its obligations relating to existing contracts / arrangements. The Management has taken into consideration internal and external sources of information in determining the impact on various elements on its financial results.
Management continuously monitors the market dynamics and keeps evaluating events that have impact on the airline and travel industry. Management has used the principle of prudence in applying judgements, estimates and assumptions including sensitivity analysis and based on the current estimates, the Management expects to fully recover the carrying amount of trade receivables including unbilled receivables and other current and non-current assets.
Management believes that it has taken into account all possible impact of known events arising from COVID 19 pandemic in the preparation of these financial results. The eventual outcome of impact of the global pandemic may be different from those estimated as on the date of approval of these financial results. Management has assessed the impact of existing and anticipated effects of COVID 19 pandemic on the future cash flow projections considering various scenarios. The Group believes that it shall be able to meet its commitments and in addition, the funds are expected to be generated from its operating activities. To manage the impact on profitability resulting from reduced revenues due to COVID 19, the Group has implemented various cost control measures across the organization to conserve cash to address any uncertainties in evolving situations.
Based on the aforesaid assessment the Management strongly believes that as per estimates made conservatively, it will continue as a going concern.
- Figures for the previous periods/year have been regrouped/ reclassified wherever necessary to make them comparable.
- The financial results of the Company on a standalone basis for the Quarter and Nine Months ended 31 March 2022 are summarised below.


(Rupees Lakhs)


Sr. No.	Particulars	Quarter Ended	Nine Months Ended	Quarter Ended
		31 March 2022	31 March 2022	31 March 2021
		(Unaudited)	(Unaudited)	(Unaudited)
1.	Total Revenue from operations	8,318.86	23,581.93	6,402.01
2.	Net Profit for the period (before Tax, Exceptional and Extraordinary items)	2,620.06	6,640.17	1,105.14
3.	Net Profit for the period before tax (after Exceptional and Extraordinary items)	2,620.06	6,640.17	1,105.14
4.	Net profit for the period after tax (after Exceptional and Extraordinary items)	1,968.36	5,040.69	988.74
5.	Total Comprehensive Income for the period [Comprising Profit/ (Loss) for the period (after tax) and Other Comprehensive Income (after tax)]	1,980.29	5,051.53	1,042.57

For Accelya Solutions India Limited
Shrimanikandan Ananthavaidyanathan
Managing Director
DIN: 09192936


Place: Mumbai

Date : 03 May, 2022

		PARAMPUJYA SOLAR ENERGY PRIVATE LIMITED Registered Office: Regd. Office: "Adani Corporate House", Shantigram, Near Vaishno Devi Circle, S. G. Highway, Khodiyar, Ahmedabad - 382421, Gujarat (India) Phone: 079-25555555 Fax: 079-26565500 Email: investor.agel@adani.com; CIN: U70101GJ2015PTC083632		
AUDITED FINANCIAL RESULTS FOR THE QUARTER AND YEAR ENDED 31ST MARCH, 2022				
(₹ in Lakhs)				
Sr. No.	Particulars	3 Months ended on 31-03-2022	For the Year ended on 31-03-2022	For the Year ended on 31-03-2021
		(Unaudited) (Refer Note: 4)	Audited	
1	Total Income from Operations	15,167	55,617	52,353
2	Net Profit for the period / year (before Tax, Exceptional and/or Extraordinary items)	1,739	1,929	667
3	Net Profit for the period / year before tax (after Exceptional and/or Extraordinary items)	1,053	1,243	667
4	Net Profit for the period / year after tax (after Exceptional and/or Extraordinary items)	638	827	627
5	Total Comprehensive (Loss) / Income for the period [Comprising Profit for the period / year (after tax) and Other Comprehensive Income / (Loss) (after tax)]	(904)	(3,094)	654
6	Paid up Equity Share Capital		39,581	39,581
7	Reserves (excluding revaluation reserve including instruments entirely equity in nature)		7,593	10,690
8	Securities Premium Account		-	-
9	Net Worth		47,174	50,271
10	Paid up Debt Capital / Outstanding Debt		345,904	321,433
11	Outstanding Redeemable Preference Shares		-	-
12	Debt Equity Ratio	7.3	7.3	6.3
13	Earning Per Share (EPS)(Face Value ₹ 10/-each)			
	- Basic and Diluted (In ₹) (Not annualised)	0.03	(0.50)	(0.37)
14	Capital Redemption Reserve	-	-	-
15	Debt Service Coverage Ratio	2.0	2.0	1.9
17 (a)	Interest Service Coverage Ratio	1.4	1.3	1.4
17 (b)	Interest Service Coverage Ratio*	2.2	2.1	2.2
*For computing Interest Service Coverage ratio, interest does not include interest on loan funds received from sponsor affiliate lenders.				
Notes: 1 The aforesaid results have been reviewed by the Audit Committee and approved by the Board of Directors at their respective meeting held on 2 nd May, 2022. 2 The above is an extract of the detailed format of quarterly financial results for the quarter and year ended 31 st March, 2022 filed with BSE Limited under regulation 52 of the SEBI (Listing Obligation and Disclosure Requirements) Regulation, 2015. The full format of the quarterly financial results are available on the website of BSE Limited i.e. www.bseindia.com. 3 For other line items referred in regulation 52(4) of the SEBI (Listing Obligation and Disclosure Requirements) Regulation, 2015, the pertinent disclosures have been made to BSE Limited and can be accessed on www.bseindia.com 4 Figures for the quarter ended 31 st March, 2022 represent the difference between audited figures in respect of full financial year ended 31 st March, 2022 and the unaudited figures of nine months ended 31 st December, 2021 which were subject to limited review by Auditors. 5 The company started publishing quarterly results from quarter ended 31 st March, 2022 and hence quarterly figures for the quarter ended 31 st March, 2021 have not been given basis exemption allowed by SEBI vide their circular dated 5 th October, 2021.				
For and on behalf of the Board of Directors PARAMPUJYA SOLAR ENERGY PRIVATE LIMITED				
Place : Ahmedabad Date : 2 nd May, 2022		Dhaval Shah Managing Director		

		PRAYATNA DEVELOPERS PRIVATE LIMITED Registered Office: Regd. Office: "Adani Corporate House", Shantigram, Near Vaishno Devi Circle, S. G. Highway, Khodiyar, Ahmedabad - 382421, Gujarat (India) Phone: 079-25555555 Fax: 079-26565500 Email: investor.agel@adani.com; CIN: U70101GJ2015PTC083634		
AUDITED FINANCIAL RESULTS FOR THE QUARTER AND YEAR ENDED 31ST MARCH, 2022				
(₹ in Lakhs)				
Sr. No.	Particulars	3 Months ended on 31-03-2022	For the Year ended on 31-03-2022	For the Year ended on 31-03-2021
		(Unaudited) (Refer Note: 4)	Audited	
1	Total Income from Operations	6,464	25,858	25,076
2	Net Profit for the period / year (before Tax, Exceptional and/or Extraordinary items)	1,067	2,722	2,636
3	Net Profit for the period / year before tax (after Exceptional and/or Extraordinary items)	597	2,252	2,636
4	Net Profit for the period / year after tax (after Exceptional and/or Extraordinary items)	314	1,686	1,804
5	Total Comprehensive (Loss) / Income for the period [Comprising Profit for the period / year (after tax) and Other Comprehensive Income / (Loss) (after tax)]	(345)	17	1,811
6	Paid up Equity Share Capital		13,671	13,671
7	Reserves (excluding revaluation reserve)		(3,474)	(4,091)
8	Securities Premium Account		-	-
9	Net Worth		10,197	9,580
10	Paid up Debt Capital / Outstanding Debt		134,586	138,007
11	Outstanding Redeemable Preference Shares		-	-
12	Debt Equity Ratio	12.9	12.9	14.1
13	Earning Per Share (EPS)(Face Value ₹ 10/-each)			
	- Basic and Diluted (In ₹) (Not annualised)	0.23	1.23	1.32
14	Capital Redemption Reserve	-	-	-
15	Debt Service Coverage Ratio	1.6	1.7	1.7
17 (a)	Interest Service Coverage Ratio	1.5	1.4	1.4
17 (b)	Interest Service Coverage Ratio	1.8	1.9	1.9
*For computing Interest Service Coverage ratio, interest does not include interest on loan funds received from sponsor affiliate lenders.				
Notes: 1 The aforesaid results have been reviewed by the Audit Committee and approved by the Board of Directors at their respective meeting held on 2 nd May, 2022. 2 The above is an extract of the detailed format of quarterly financial results for the quarter and year ended 31 st March, 2022 filed with BSE Limited under regulation 52 of the SEBI (Listing Obligation and Disclosure Requirements) Regulation, 2015. The full format of the quarterly financial results are available on the website of BSE Limited i.e. www.bseindia.com. 3 For other line items referred in regulation 52(4) of the SEBI (Listing Obligation and Disclosure Requirements) Regulation, 2015, the pertinent disclosures have been made to BSE Limited and can be accessed on www.bseindia.com 4 Figures for the quarter ended 31 st March, 2022 represent the difference between audited figures in respect of full financial year ended 31 st March, 2022 and the unaudited figures of nine months ended 31 st December, 2021 which were subject to limited review by Auditors. 5 The company started publishing quarterly results from quarter ended 31 st March, 2022 and hence quarterly figures for the quarter ended 31 st March, 2021 have not been given basis exemption allowed by SEBI vide their circular dated 5 th October, 2021.				
For and on behalf of the Board of Directors PRAYATNA DEVELOPERS PRIVATE LIMITED				
Place : Ahmedabad Date : 2 nd May, 2022		Dhaval Shah Managing Director		



		ADANI GREEN ENERGY (UP) LIMITED Registered Office: Regd. Office: "Adani Corporate House", Shantigram, Near Vaishno Devi Circle, S. G. Highway, Khodiyar, Ahmedabad - 382421, Gujarat (India) Phone: 079-25555555 Fax: 079-26565500 Email: investor.agel@adani.com; CIN: U40106GJ2015PLC083925		
AUDITED FINANCIAL RESULTS FOR THE QUARTER AND YEAR ENDED 31ST MARCH, 2022				
(₹ in Lakhs)				
Sr. No.	Particulars	3 Months ended on 31-03-2022	For the Year ended on 31-03-2022	For the Year ended on 31-03-2021
		(Unaudited) (Refer Note: 4)	Audited	
1	Total Income from Operations	7,947	28,454	29,743
2	Net Loss for the period / year (before Tax, Exceptional and/or Extraordinary items)	(361)	(4,437)	(1,767)
3	Net Loss for the period / year before tax (after Exceptional and/or Extraordinary items)	(606)	(4,682)	(1,767)
4	Net Loss for the period / year after tax (after Exceptional and/or Extraordinary items)	(425)	(3,349)	(462)
5	Total Comprehensive Loss for the period / year [Comprising Loss for the period / year (after tax) and Other Comprehensive Income / (Loss) (after tax)]	(1,244)	(5,479)	(390)
6	Paid up Equity Share Capital		5	5
7	Reserves (excluding revaluation reserve including instruments entirely equity in nature)		(12,671)	(7,192)
8	Securities Premium Account		-	-
9	Net Worth		(12,666)	(7,187)
10	Paid up Debt Capital / Outstanding Debt		202,770	203,160
11	Outstanding Redeemable Preference Shares		-	-
12	Debt Equity Ratio #	Refer note below	Refer note below	Refer note below
13	Earning Per Share (EPS)(Face Value ₹ 10/-each)			
	- Basic and Diluted (In ₹) (Not annualised)	(1,132)	(7,830)	(2,117)
14	Capital Redemption Reserve	-	-	-
15	Debt Service Coverage Ratio	1.9	1.8	2.0
17 (a)	Interest Service Coverage Ratio	1.2	1.1	1.2
17 (b)	Interest Service Coverage Ratio	2.0	2.0	2.2
#As total equity is negative, Debt Equity Ratio is not calculated *For computing Interest Service Coverage ratio, interest does not include interest on loan funds received from sponsor affiliate lenders.				
Notes: 1 The aforesaid results have been reviewed by the Audit Committee and approved by the Board of Directors at their respective meeting held on 2 nd May, 2022. 2 The above is an extract of the detailed format of quarterly financial results for the quarter and year ended 31 st March, 2022 filed with BSE Limited under regulation 52 of the SEBI (Listing Obligation and Disclosure Requirements) Regulation, 2015. The full format of the quarterly financial results are available on the website of BSE Limited i.e. www.bseindia.com. 3 For other line items referred in regulation 52(4) of the SEBI (Listing Obligation and Disclosure Requirements) Regulation, 2015, the pertinent disclosures have been made to BSE Limited and can be accessed on www.bseindia.com 4 Figures for the quarter ended 31 st March, 2022 represent the difference between audited figures in respect of full financial year ended 31 st March, 2022 and the unaudited figures of nine months ended 31 st December, 2021 which were subject to limited review by Auditors. 5 The company started publishing quarterly results from quarter ended 31 st March, 2022 and hence quarterly figures for the quarter ended 31 st March, 2021 have not been given basis exemption allowed by SEBI vide their circular dated 5 th October, 2021.				
For and on behalf of the Board of Directors ADANI GREEN ENERGY (UP) LIMITED				
Place : Ahmedabad Date : 2 nd May, 2022		Rajiv Mehta Director		



WORLD LEADER IN AIR COOLING

SYMPHONY LIMITED

(₹ in Crores)				
Extract of Consolidated Financial Results for the Quarter and Year Ended on March 31, 2022				
Particulars	Quarter Ended	Year Ended	Quarter Ended	Year Ended
	31-Mar-22 (Refer Note No.3)	31-Mar-22 (Audited)	31-Mar-21 (Refer Note No.3)	31-Mar-21 (Audited)
Revenue from operations	384	1,039	339	900
Profit/(Loss) before exceptional items and tax	90	168	82	138
Exceptional Items	-	-	-	7
Profit/(Loss) after exceptional items and before tax	90	168	82	131
Net Profit after Tax for the year/period	64	121	63	107
Total Comprehensive Income for the year/period [Comprising Profit for the year/period (after tax) and Other Comprehensive Income (after tax)]	64	125	62	112
Paid-up Equity Share Capital (Face Value ₹ 2/- per share)	14	14	14	14
Reserves excluding Revaluation Reserve		826		745
Earnings Per Share (of ₹ 2/- each)*				
	Basic & diluted (₹)		9.05	17.20
	9.05	17.20	9.05	15.35
* EPS is not annualised for the quarter ended March 31, 2022, March 31, 2021 and December 31, 2021.				
NOTES: 1. Key numbers of Standalone Results are as under:				
Particulars	Quarter Ended	Year Ended	Quarter Ended	Year Ended
	31-Mar-22 (Refer Note No.3)	31-Mar-22 (Audited)	31-Mar-21 (Refer Note No.3)	31-Mar-21 (Audited)
Revenue from operations	251	641	212	488
Profit/(Loss) before exceptional items and tax	58	146	67	147
Profit/(Loss) after exceptional items and before tax	58	146	67	147
Net Profit after Tax for the year/period	43	111	49	112
2. The Board of Directors have recommended a final dividend of ₹ 6/- (300%) per equity share of ₹ 2/- each amounting to ₹ 41.97 cr. for FY 21-22. The total dividend for FY 21-22 aggregates to ₹ 9/- (450%) per equity share of ₹ 2/- each amounting to ₹ 62.96 cr. which includes two interim dividends of ₹ 3/- (150%) per equity share paid during the year. The final dividend is subject to approval by shareholders at the ensuing Annual General Meeting of the Company. 3. The figures for the quarter ended March 31, 2022 and March 31, 2021 are balancing figures between audited figures in respect of the full financial year and year to date figures upto the third quarter of the relevant financial year, which were subjected to limited review. 4. The above is an extract of detailed format of quarterly/year ended Financial Results filed with the Stock Exchanges under Regulation 33 of the SEBI (Listing Obligations and Disclosure Requirements) Regulation, 2015. The full format of the quarterly/year ended Financial Results are available on the Stock Exchange websites www.nseindia.com, www.bseindia.com and on Company's website www.symphonylimited.com				
				By Order Of The Board For Symphony Limited Achal Bakari Chairman & Managing Director DIN-00397573
Place : Ahmedabad Date : May 03, 2022				

World's largest manufacturer of Residential, Commercial & Industrial air coolers. Available in more than 60 countries.
 Symphony Limited, Symphony House, FP-12 TP-50, Bodakdev, Off SG Highway, Ahmedabad 380059, India.
 CN: L32201GJ1988PLC010331 | Web: www.symphonylimited.com | Email: corporate@symphonylimited.com | Phone: +91-79-66211111 | Fax: +91-79-66211139
 Global Brands: MOWGLI DIET'S TOUCH CLOUD SILVER STOP DIET ACOL WINTER SUN JUMBO DEE Arctic Circle MOWGLI KILGIAN BONAIRE