



Olectra Greentech Limited

November 12, 2020

To
BSE Limited
National Stock Exchange of India Limited

Dear Sir/Madam,

Sub: Outcome of the Board Meeting & Submission of Financial Results for the second quarter and half year ended September 30, 2020

Ref: Scrip code Number on BSE : 532439
Name of the entity : Olectra Greentech Limited
Scrip ID on NSE : OLECTRA

Pursuant to Regulation 30 and 33 of the SEBI (Listing Obligations and Disclosure Requirements) Regulations, 2015, we wish to inform you that the Board of Directors of the Company at their meeting held on November 12, 2020, have inter-alia;

- i) Approved Standalone and Consolidated Un-audited Financial Results including Statement of Assets and Liabilities, Statement of Cashflows along with Limited Review Reports for the second quarter and half year ended September 30, 2020.

In this regard, please find enclosed copies of the:

1. Un-audited Financial Results (standalone and consolidated) for second quarter and half year ended September 30, 2020.
2. Statement of Assets and Liabilities (standalone and consolidated) for the half year ended September 30, 2020.
3. Statement of Cashflows (standalone and consolidated) for the half year ended September 30, 2020.
4. Limited Review Reports (standalone and consolidated) submitted by Statutory Auditors.

Kindly note that Board Meeting commenced at 03:30 P.M and ended at 04:46 P.M.

This is for your information and records.

Thanking you,

For Olectra Greentech Limited


B Sharat Chandra
CEO & CFO





Olectra Greentech Limited

Olectra Greentech Limited

(CIN: L34100TG2000PLC035451)-Email ID: info@olectra.com - www.olectra.com

Registered office: S-22, 3rd Floor, Technocrat Industrial Estate, Balanagar, Hyderabad - 500037, Telangana; Tel:040-46989999

STATEMENT OF STANDALONE FINANCIAL RESULTS FOR THE QUARTER AND SIX MONTHS ENDED 30 September, 2020

All amounts in Indian Rupees Lakhs

Sl. No	Particulars	Quarter ended			Six Months ended		Year Ended
		30.09.2020 (Unaudited)	30.06.2020 (Unaudited)	30.09.2019 (Unaudited)	30.09.2020 (Unaudited)	30.09.2019 (Unaudited)	31.03.2020 (Audited)
1	2	3	4	5	6	7	6
1	Income						
	(a) Revenue from operations	5,019.42	2,214.39	11,056.11	7,233.81	22,343.25	39,553.01
	(b) Other Income	303.88	381.73	748.65	685.61	1,747.34	2,638.72
	Total Income	5,323.30	2,596.12	11,804.76	7,919.42	24,090.59	42,191.73
2	Expenses						
	(a) Cost of materials consumed	2,674.04	1,228.26	8,624.55	3,902.30	18,097.04	29,994.90
	(b) Purchases of stock - in - trade	-	-	-	-	-	-
	(c) Changes in inventories of finished goods,work-in-progress and stock-in trade	107.01	353.30	184.07	460.31	(517.85)	(1,223.38)
	(d) Power & Fuel	101.13	53.17	102.77	154.30	234.70	450.89
	(e) Testing & other operating expenses	610.83	51.93	226.66	662.76	451.54	2,589.72
	(f) Employee Benefit Expenses	704.09	805.36	1,113.21	1,509.45	2,139.66	4,269.29
	(g) Finance costs	210.14	184.33	356.82	394.47	743.42	1,379.41
	(h) Depreciation and amortization expense	190.30	190.93	237.06	381.23	457.32	883.46
	(i) Other Expenses	383.82	259.50	552.42	643.32	951.97	2,562.15
	Total Expenses	4,981.36	3,126.78	11,397.56	8,108.14	22,557.80	40,906.44
3	Profit/(loss) before exceptional items and tax (1 - 2)	341.94	(530.66)	407.20	(188.72)	1,532.79	1,285.29
4	Exceptional items	-	-	-	-	-	50.00
5	Profit / (loss) before tax (3 - 4)	341.94	(530.66)	407.20	(188.72)	1,532.79	1,335.29
6	Tax Expense:						
	(a) Current tax	-	-	31.41	-	192.74	163.37
	(b) Deferred Tax charge/(credit)	116.41	(168.36)	72.72	(51.95)	191.01	101.68
	Total Tax Expense	116.41	(168.36)	104.13	(51.95)	383.75	265.05
7	Net Profit after tax (5-6)	225.53	(362.30)	303.07	(136.77)	1,149.04	1,070.24
8	Other Comprehensive income (net of tax)	-	-	-	-	-	(14.99)
9	Total Comprehensive income (7+ 8)	225.53	(362.30)	303.07	(136.77)	1,149.04	1,055.25
10	Paid up equity share capital (Face value of Rs.4/- each)	3,283.23	3,283.23	3,283.23	3,283.23	3,283.23	3,283.23
11	Other equity						69,916.03
12	Earnings per share in Rupees (Face value of Rs.4/- each)* :						
	(a) Basic	0.27	(0.44)	0.37	(0.17)	1.40	1.30
	(a) Diluted	0.27	(0.44)	0.37	(0.17)	1.38	1.30






Olectra Greentech Limited

Notes:

- 1 The above unaudited standalone financial results were reviewed by the Audit Committee and thereafter approved at the meeting of the Board of Directors held on 12th November, 2020. The auditors have issued an unqualified audit opinion on these results.
- 2 The above Standalone financial results of the Company have been prepared in accordance with the Indian Accounting Standards ("Ind AS") as prescribed under section 133 of the Companies Act, 2013 read with Companies (Indian Accounting Standard) Rules, 2015, as amended.
- 3 Segment reporting: In line with the provisions of Ind AS 108 - operating segments, the operations of the Company fall primarily under manufacturing of Composite Polymer Insulators and Electric Buses and accordingly considered under reportable segments by the management.
- 4 The Company has performed a detailed assessment of its liquidity position and the recoverability of the assets as at the balance sheet date and has concluded that based on current indicators of future economic conditions, the carrying value of the assets will be recovered. Management believes that it has fully considered all the possible impact of known events in the preparation of the standalone financial results. However, given the effect of these lockdowns on the overall economic activity and in particular on the automotive industry, the impact assessment of COVID-19 is a continuing process, given the uncertainties associated with its nature and duration. The Company will continue to monitor any material changes to future economic conditions and the consequent impact on its business, if any, which may be different from those estimated as at the date of approval of these financial statements.
- 5 The Code on Social Security 2020 and The Code on Wages 2019 ("Code") received the Presidential Assent on September 28, 2020. The effective date and related rules of the Code have not been notified. The impact of the change, if any will be assessed and recognized post notification of the relevant provisions.
- 6 The previous year figures have been regrouped / reclassified, wherever necessary to conform to the current period presentation.

Place: Hyderabad

Date: 12th November, 2020



For Olectra Greentech Limited

Venkateswara Pradeep Karumuru

Director

DIN: 02331853





Olectra Greentech Limited


Olectra Greentech Limited
 (CIN: L34100TG2000PLC035451) - Email ID: Info@olectra.com - www.olectra.com
 Registered office: S-22, 3rd Floor, Technocrat Industrial Estate, Balanagar, Hyderabad - 500037, Telangana; Tel: 040-46989999

Segment Revenue, Results and Capital Employed

All amounts in Indian Rupees Lakhs

Sl. No	Particulars	Quarter ended			Six Months ended		Year Ended
		30.09.2020 (Unaudited)	30.06.2020 (Unaudited)	30.09.2019 (Unaudited)	30.09.2020 (Unaudited)	30.09.2019 (Unaudited)	31.03.2020 (Audited)
Segment wise revenue and results:							
1	Segment revenue:						
	a) Insulator division	3,243.62	2,189.68	2,884.41	5,433.30	6,039.10	11,681.00
	b) e-bus division	1,775.80	24.71	8,171.71	1,800.51	16,304.16	27,872.01
	c) Others	-	-	-	-	-	-
	Total	5,019.42	2,214.39	11,056.12	7,233.81	22,343.26	39,553.01
	Less: Inter-segment revenues	-	-	-	-	-	-
	Net revenue from operations	5,019.42	2,214.39	11,056.12	7,233.81	22,343.26	39,553.01
2	Segment results: (Profit before Tax & Interest)						
	a) Insulator division	402.52	109.11	174.43	511.63	413.27	725.14
	b) e-bus division	5.06	(677.07)	391.97	(672.01)	962.77	393.74
	Total	407.58	(567.96)	566.40	(160.38)	1,376.04	1,118.88
	Less: Interest	210.14	184.33	356.82	394.47	743.42	1,379.41
	Less: Unallocable expenditure/(income) (net)	(144.50)	(221.63)	(197.62)	(366.13)	(900.17)	(1,595.82)
	Total profit before tax	341.94	(530.66)	407.20	(188.72)	1,532.79	1,335.29
3	Segment assets:						
	a) Insulator division	17,577.16	18,090.60	20,549.14	17,577.16	20,549.14	18,696.26
	b) e-bus division	56,279.99	55,360.82	58,984.10	56,279.99	58,984.10	59,467.90
	c) Unallocated	8,525.41	10,729.79	13,946.49	8,525.41	13,946.49	11,756.26
	Total	82,382.56	84,181.21	93,479.73	82,382.56	93,479.73	89,920.42
4	Segment liabilities:						
	a) Insulator division	4,287.45	5,168.27	6,160.01	4,287.45	6,160.01	5,239.44
	b) e-bus division	4,669.27	5,812.63	13,633.94	4,669.27	13,633.94	11,118.36
	c) Unallocated	363.36	363.36	392.73	363.36	392.73	363.36
	Total	9,320.08	11,344.26	20,186.68	9,320.08	20,186.68	16,721.16
5	Capital Employed (3-4)						
	a) Insulator division	13,289.71	12,922.33	14,389.13	13,289.71	14,389.13	13,456.82
	b) e-bus division	51,610.72	49,548.19	45,350.16	51,610.72	45,350.16	48,349.54
	c) Unallocated	8,162.05	10,366.43	13,553.76	8,162.05	13,553.76	11,392.90
	Total	73,062.48	72,836.95	73,293.05	73,062.48	73,293.05	73,199.26

Place: Hyderabad
 Date: 12th November, 2020

For Olectra Greentech Limited

 Venkateswara Pradeep Karumuru
 Director
 DIN: 02331853



Olectra Greentech Limited

Olectra Greentech Limited

(CIN: L34100TG2000PLC035451) - Email ID: Info@olectra.com - www.olectra.com

Registered office: S-22, 3rd Floor, Technocrat Industrial Estate, Balanagar, Hyderabad - 500037, Telangana, Tel: 040-46989999

Standalone Statement of Assets & Liabilities

All amounts in Indian Rupees Lakhs

Particulars	All amounts in Indian Rupees Lakhs	
	As at 30-09-2020 (Unaudited)	As at 31-03-2020 (Audited)
ASSETS		
Non current assets		
Property, Plant and Equipment	9,098.51	9,995.78
Intangible assets	534.62	592.54
Financial assets		
Investments	3,223.52	1.26
Others	222.66	270.98
Other non-current assets	1,000.00	1,007.48
Deferred tax assets, net	1,004.54	952.58
Total non current assets	15,083.85	12,820.62
Current assets		
Inventories	7,876.74	8,072.58
Financial assets		
Trade receivables	35,818.56	35,820.37
Cash and cash equivalents	256.35	178.92
Other bank balances	6,582.04	9,681.37
Loans	3,944.39	7,093.69
Others	9,165.57	12,184.24
Current tax assets	647.35	632.08
Other current assets	3,007.71	3,436.55
Total current assets	67,298.71	77,099.80
Total assets	82,382.56	89,920.42
EQUITY AND LIABILITIES		
Equity		
Equity share capital	3,283.23	3,283.23
Other equity	69,779.25	69,916.03
Total equity	73,062.48	73,199.26
Non current liabilities		
Financial Liabilities		
Borrowings	166.89	282.75
Lease Liability	-	753.52
Provisions	615.21	547.95
Total non current liabilities	782.10	1,584.22
Current liabilities		
Financial Liabilities		
Borrowings	1,424.76	1,940.96
Provisions	10.82	20.19
Trade payables	3,787.12	10,559.70
Other financial liabilities	2,544.61	1,800.90
Other current liabilities	407.31	451.83
Current Tax Liabilities (Net)	363.36	363.36
Total liabilities	8,537.98	15,136.94
Total equity and liabilities	9,320.08	16,721.16
	82,382.56	89,920.42

Registered Office : S-22, 3rd Floor, Technocrat Industrial Estate, Balanagar,
Hyderabad - 500037, Telangana, India. Tel : +040-46989999

CIN : L34100TG2000PLC035451, E-mail : info@olectra.com, www.olectra.com



Olectra Greentech Limited


Olectra Greentech Limited
(CIN: L34100TG2000PLC035451) - Email ID: Info@olectra.com - www.olectra.com

Registered office: S-22, 3rd Floor, Technocrat Industrial Estate, Balanagar, Hyderabad - 500037, Telangana; Tel: 040-46989999

Standalone Statement of Cashflows for the Six Months ended 30 September 2020

All amounts in Indian Rupees Lakhs

Particulars	Six Months ended	
	30-09-2020	30-09-2019
I. Cash flows from operating activities		
Profit before tax	(188.72)	1,532.79
<i>Adjustments to reconcile profit before tax to net cash flows:</i>		
Depreciation and amortisation	381.23	457.32
Finance income (including fair value change in financial instruments)	(652.85)	(1,527.68)
Dividend income from mutual funds	-	(161.69)
Capital Gains from Investments	-	(53.31)
Finance costs (including fair value change in financial instruments)	394.47	743.42
Operating profit before working capital changes	(65.87)	990.85
<i>Changes in working capital:</i>		
<i>Adjustment for (increase)/decrease in operating assets</i>		
Trade receivables	1.81	(15,933.03)
Inventories	195.84	2,561.48
Loans - Non current	48.32	(128.90)
Loans - current	3,149.30	431.24
Other financial assets - current	3,018.67	(1,696.34)
Other assets - current	428.84	(1,308.75)
Other assets - non current	7.48	17.53
<i>Adjustment for increase/(decrease) in operating liabilities</i>		
Trade payables	(6,772.58)	1,043.20
Other financial liabilities - current	743.71	523.35
Other current liabilities	(44.52)	159.60
Provisions	57.89	74.89
Cash generated from operations	768.89	(13,264.88)
Income taxes paid	(15.26)	(23.20)
Net cash generated from/(used in) operating activities	753.63	(13,288.08)
II. Cash flows from investing activities		
Purchase of property, plant and equipment and intangibles (including capital work in progress)	(179.59)	(475.82)
(Investments in)/ redemption of bank deposits (having original maturity of more than three months) - net	3,099.33	(1,627.39)
(Investment)/ redemption of Investments/Mutual Funds	(3,222.26)	10,191.35
Dividend received on mutual funds	-	161.69
Capital Gains from Investments	-	53.31
Interest received (finance income)	652.85	1,527.68
Net cash used in investing activities	350.33	9,830.82
III. Cash flows from financing activities		
Share issue proceeds	-	1,622.03
Proceeds from/(repayment of) long-term borrowings, net	(115.86)	(56.96)
Proceeds from/(repayment of) short-term borrowings, net	(516.20)	1,056.05
Interest paid	(394.47)	(743.42)
Net cash provided by financing activities	(1,026.53)	1,877.70
Net increase in cash and cash equivalents (I+II+III)	77.43	(1,579.56)
Cash and cash equivalents at the beginning of the year	178.92	2,108.19
Cash and cash equivalents at the end of the year (refer note below)	256.35	528.63
Note:		
Cash and cash equivalents comprise:		
Cash on hand	0.55	1.26
Balances with banks:		
- in current accounts	255.80	527.37
	256.35	528.63



Registered Office : S-22, 3rd Floor, Technocrat Industrial Estate, Balanagar, Hyderabad - 500037, Telangana, India. Tel : +040-46989999

CIN : L34100TG2000PLC035451, E-mail : info@olectra.com, www.olectra.com



P C N & ASSOCIATES
CHARTERED ACCOUNTANTS
Plot No. 12, "N Heights"
Ground Floor, Software Layout Unit
Cyberabad, Hyderabad - 500 081.

Tel. : (91-40) 2311 9499
E-mail : pcnassociates@yahoo.com

Independent Auditor's Review Report on the Quarterly and Year to Date Unaudited Standalone Financial Results of the Company Pursuant to the Regulation 33 of the SEBI (Listing Obligations and Disclosure Requirements) Regulations, 2015, as amended

The Board of Directors
Olectra Greentech Limited
Hyderabad

We have reviewed the accompanying statement of unaudited standalone financial results of Olectra Greentech Limited ("the Company") for the quarter and half year ended 30th September ,2020 ("the Statement") attached herewith, being submitted by the Company pursuant to the requirements of Regulation 33 of the SEBI (Listing Obligation and Disclosure Requirements) Regulations, 2015, as amended (the " Listing Regulations").

The preparation of the Statement in accordance with the recognition and measurement principles laid down in Indian Accounting Standard 34, (IndAS 34) "Interim Financial Reporting" prescribed under Section 133 of the Companies Act, 2013 read with Rule 3 of Companies (Indian Accounting Rules), 2015, as amended read with the Circular is the responsibility of the Company's Management and has been approved by the Board of Directors of the Company. Our responsibility is to issue a report on these financial statements based on our review.

We conducted our review in accordance with the Standard on Review Engagement (SRE) 2410, "Review of Interim Financial Information Performed by the Independent Auditor of the Entity" issued by the Institute of Chartered Accountants of India. This standard requires that we plan and perform the review to obtain moderate assurance as to whether the financial statements are free of material misstatement. A review is limited primarily to inquiries of company personnel and analytical procedures, applied to financial data and thus provides less assurance than an audit. We have not performed an audit and accordingly, we do not express an audit opinion.





P C N & ASSOCIATES
CHARTERED ACCOUNTANTS
Plot No. 12, "N Heights"
Ground Floor, Software Layout Unit
Cyberabad, Hyderabad - 500 081.

Tel. : (91-40) 2311 9499
E-mail : pcnassociates@yahoo.com

Based on our review conducted as above, nothing has come to our attention that causes us to believe that the accompanying Statement, prepared in accordance with applicable Indian Accounting Standards and other recognized accounting practices and policies, has not disclosed the information required to be disclosed in terms of Regulation 33 of the SEBI (Listing Obligations and Disclosure Requirements) Regulations, 2015 including the manner in which it is to be disclosed, or that it contains any material misstatement.

For P C N & Associates
Chartered Accountants
FRN: 016016S

K Gopala Krishna
Partner

M.No. 203605

UDIN: 20203605AAAAFL9636



Date: 12-11-2020

Place: Hyderabad



Olectra Greentech Limited

Olectra Greentech Limited

(CIN: L34100TG2000PLC035451) - Email ID: Info@olectra.com - www.olectra.com

Registered office: S-22, 3rd Floor, Technocrat Industrial Estate, Balanagar, Hyderabad - 500037, Telangana; Tel:040-46989999

STATEMENT OF CONSOLIDATED FINANCIAL RESULTS FOR THE QUARTER AND SIX MONTHS ENDED 30 SEPTEMBER, 2020

Sl. No	Particulars	All amounts in Indian Rupees Lakhs					
		Quarter ended			Six Months ended		Year Ended
		30.09.2020 (Unaudited)	30.06.2020 (Unaudited)	30.09.2019 (Unaudited)	30.09.2020 (Unaudited)	30.09.2019 (Unaudited)	31.03.2020 (Audited)
1	2	3	4	5	6	7	6
1	Income						
	(a) Revenue from operations	5,024.46	2,214.39	4,468.82	7,238.85	8,287.66	20,052.04
	(b) Other Income	303.88	385.10	595.54	688.98	1,360.65	2,436.26
	Total Income	5,328.34	2,599.49	5,064.36	7,927.83	9,648.31	22,488.30
2	Expenses						
	(a) Cost of materials consumed	2,674.04	1,228.26	2,443.71	3,902.30	4,974.94	11,989.43
	(b) Purchases of stock - in - trade	-	-	-	-	-	-
	(c) Changes in inventories of finished goods, work-in-progress and stock-in trade	107.01	353.30	184.07	460.31	(517.85)	(1,223.38)
	(d) Power & Fuel	101.13	53.16	49.49	154.29	181.42	476.02
	(e) Testing & other operating expenses	652.75	118.88	457.77	771.63	731.87	2,531.69
	(f) Employee Benefit Expenses	805.36	837.21	742.73	1,642.57	1,467.85	3,243.70
	(g) Finance costs	210.14	184.34	362.68	394.48	749.47	1,394.00
	(h) Depreciation and amortization expense	301.89	301.30	484.13	603.19	864.69	1,752.19
	(i) Other Expenses	391.11	266.12	624.92	657.23	992.67	2,530.70
	Total Expenses	5,243.43	3,342.57	5,349.50	8,586.00	9,445.06	22,694.35
3	Profit/(loss) before exceptional items and tax (1 - 2)	84.91	(743.08)	(285.14)	(658.17)	203.25	(206.05)
4	Exceptional items	-	-	-	-	-	1,940.12
5	Profit/ (loss) before tax (3 - 4)	84.91	(743.08)	(285.14)	(658.17)	203.25	1,734.07
6	Tax Expense:						
	(a) Current tax	-	-	31.41	-	192.74	163.37
	(b) Deferred Tax charge/ (credit)	34.36	(235.03)	13.28	(200.67)	131.57	217.69
	Total Tax Expense	34.36	(235.03)	44.69	44.69	324.31	381.06
7	Net Profit after tax (5-6)	50.55	(508.05)	(329.83)	(702.86)	(121.06)	1,353.01
8	Profit/(Loss) attributable to non controlling interest	(0.04)	(0.03)	(0.01)	(0.07)	(0.01)	0.06
9	Profit/(Loss) attributable to equity holders of the Parent	50.59	(508.02)	(329.82)	(702.79)	(121.05)	1,352.95
10	Other Comprehensive income (net of tax)	-	-	-	-	-	(14.99)
11	Total Comprehensive income (7+ 10)	50.55	(508.05)	(329.83)	(702.86)	(121.06)	1,338.02
12	Total comprehensive income attributable to non controlling interest	-	(0.03)	-	(0.07)	(0.01)	0.06
12	Total comprehensive income attributable to equity holders of the Parent	50.55	(508.02)	(329.83)	(702.79)	(121.05)	1,337.96
13	Parent						
14	Paid up equity share capital (Face value of Rs.4/- each)	3,283.23	3,283.23	3,283.23	3,283.23	3,283.23	3,283.23
15	Other equity						69,974.72
16	Earnings per share in Rupees (Face value of Rs.4/- each)* :						
	(a) Basic	0.06	(0.62)	(0.40)	(0.86)	(0.15)	1.65
	(a) Diluted	0.06	(0.62)	(0.40)	(0.86)	(0.15)	1.64

* Not Annualised for the Quarter and Six Months

Handwritten signature



Handwritten signature



Registered Office : S-22, 3rd Floor, Technocrat Industrial Estate, Balanagar,
Hyderabad - 500037, Telangana, India. Tel : +040-46989999

CIN : L34100TG2000PLC035451, E-mail : info@olectra.com, www.olectra.com



Olectra Greentech Limited

Notes:

- 1 The above unaudited consolidated financial results were reviewed by the Audit Committee and thereafter approved at the meeting of the Board of Directors held on 12th November, 2020. The auditors have issued an unqualified audit opinion on these results.
- 2 The above consolidated financial results of the Group have been prepared in accordance with the Indian Accounting Standards ("Ind AS") as prescribed under section 133 of the Companies Act, 2013 read with Companies (Indian Accounting Standard) Rules, 2015, as amended.
- 3 Segment reporting: In line with the provisions of Ind AS 108 - operating segments, the operations of the Company fall primarily under manufacturing of Composite Polymer Insulators and Electric Buses and accordingly considered under reportable segments by the management.
- 4 The Group has performed a detailed assessment of its liquidity position and the recoverability of the assets as at the balance sheet date and has concluded that based on current indicators of future economic conditions, the carrying value of the assets will be recovered. Management believes that it has fully considered all the possible impact of known events in the preparation of the consolidated financial results. However, given the effect of these lockdowns on the overall economic activity and in particular on the automotive industry, the impact assessment of COVID-19 is a continuing process, given the uncertainties associated with its nature and duration. The Company will continue to monitor any material changes to future economic conditions and the consequent impact on its business, if any, which may be different from those estimated as at the date of approval of these financial statements.
- 5 The Code on Social Security 2020 and The Code on Wages 2019 ("Code") received the Presidential Assent on September 28, 2020. The effective date and related rules of the Code have not been notified. The impact of the change, if any will be assessed and recognized post notification of the relevant provisions.
- 6 The above consolidated results are after excluding revenues and profits from sale of buses by the Parent Company to its subsidiaries. The subsidiaries earn revenues by operating these buses for STU's and hence the same are capitalised in the books of subsidiaries. Therefore, the consolidated revenues and profits of the Group are lower than the standalone revenues and profits.
- 7 The previous year figures have been regrouped / reclassified, wherever necessary to conform to the current period presentation.

Place: Hyderabad

Date: 12th November, 2020



For Olectra Greentech Limited

Venkaateswara Pradeep Karumuru

Director

DIN: 02331853

B




Olectra Greentech Limited

Olectra Greentech Limited
 (CIN: L34100TG2000PLC035451) - Email ID: Info@olectra.com - www.olectra.com
 Registered office: S-22, 3rd Floor, Technocrat Industrial Estate, Balanagar, Hyderabad - 500037, Telangana; Tel: 040-46989999
Segment Revenue, Results and Capital Employed

All amounts in Indian Rupees Lakhs

Sl. No	Particulars	Quarter ended			Six Months ended		Year Ended
		30.09.2020 (Unaudited)	30.06.2020 (Unaudited)	30.09.2019 (Unaudited)	30.09.2020 (Unaudited)	30.09.2019 (Unaudited)	31.03.2020 (Audited)
Segment wise revenue and results:							
1	Segment revenue:						
	a) Insulator division	3,243.62	2,189.68	2,884.41	5,433.30	6,039.10	11,681.00
	b) e-bus division	1,780.84	24.71	1,584.41	1,805.55	2,248.56	8,371.04
	c) Others	-	-	-	-	-	-
	Total	5,024.46	2,214.39	4,468.82	7,238.85	8,287.66	20,052.04
	Less: Inter-segment revenues	-	-	-	-	-	-
	Net revenue from operations	5,024.46	2,214.39	4,468.82	7,238.85	8,287.66	20,052.04
2	Segment results: (Profit before Tax & Interest)						
	a) Insulator division	402.52	109.11	174.43	511.63	413.27	725.01
	b) e-bus division	(251.97)	(889.48)	(205.63)	(1,141.45)	(208.26)	418.18
	Total	150.55	(780.37)	(31.20)	(629.82)	205.01	1,143.19
	Less: Interest	(722.21)	184.34	362.68	394.48	749.47	1,394.00
	Less: Unallocable expenditure/(income) (net)	(144.50)	(221.63)	(108.74)	(366.13)	(747.71)	(1,984.88)
	Total profit before tax	1,017.26	(743.08)	(285.14)	(658.17)	203.25	1,734.07
3	Segment assets:						
	a) Insulator division	17,577.16	18,686.49	20,549.14	17,577.16	20,549.14	18,686.49
	b) e-bus division	63,547.55	62,264.24	61,228.65	63,547.55	61,228.65	67,858.37
	c) Unallocated	5,351.25	7,501.70	10,124.30	5,351.25	10,124.30	11,573.99
	Total	86,475.96	88,452.43	91,902.09	86,475.96	91,902.09	98,118.85
4	Segment liabilities:						
	a) Insulator division	4,287.45	5,236.35	6,160.01	4,287.45	6,160.01	5,236.35
	b) e-bus division	9,024.14	10,102.26	13,549.92	9,024.14	13,549.92	19,061.15
	c) Unallocated	363.86	363.86	393.23	363.86	393.23	563.35
	Total	13,675.45	15,702.47	20,103.16	13,675.45	20,103.16	24,860.85
5	Capital Employed (3-4)						
	a) Insulator division	13,289.71	13,450.14	14,389.13	13,289.71	14,389.13	13,450.14
	b) e-bus division	54,523.41	52,161.98	47,678.73	54,523.41	47,678.73	48,797.22
	c) Unallocated	4,987.39	7,137.84	9,731.07	4,987.39	9,731.07	11,010.64
	Total	72,800.51	72,749.96	71,798.93	72,800.51	71,798.93	73,258.00

Place: Hyderabad
 Date: 12th November, 2020


 For Olectra Greentech Limited
 Venkateswara Pradeep Karumuru
 Director
 DIN: 02331853



Olectra Greentech Limited

Olectra Greentech Limited

(CIN: L34100TG2000PLC035451) - Email ID: Info@olectra.com - www.olectra.com

Registered office: S-22, 3rd Floor, Technocrat Industrial Estate, Balanagar, Hyderabad - 500037, Telangana; Tel: 040-46989999

Consolidated Statement of Assets & Liabilities

All amounts in Indian Rupees Lakhs

Particulars	All amounts in Indian Rupees Lakhs	
	As at 30-09-2020 (Unaudited)	As at 31-03-2020 (Audited)
ASSETS		
Non current assets		
Property, Plant and Equipment	13,348.76	14,467.96
Intangible assets	534.62	592.54
Financial assets		
Investments	0.52	0.26
Others	222.66	270.97
Other non-current assets	1,000.00	1,007.47
Deferred tax assets, net	1,024.74	823.99
Total non current assets	16,131.30	17,163.19
Current assets		
Inventories	7,876.73	8,072.57
Financial assets		
Trade receivables	36,006.36	36,173.52
Cash and cash equivalents	281.78	240.07
Other bank balances	6,582.04	9,681.37
Loans	3,944.39	7,093.69
Others	11,954.32	15,468.16
Current tax assets	675.63	756.37
Other current assets	3,023.41	3,469.91
Total current assets	70,344.66	80,955.66
Total assets	86,475.96	98,118.85
EQUITY AND LIABILITIES		
Equity		
Equity share capital	3,283.23	3,283.23
Other equity	69,517.30	69,974.72
Equity attributable to the equity holders of the Parent	72,800.53	73,257.95
Non-controlling interest	(0.02)	0.05
Total equity	72,800.51	73,258.00
Non current liabilities		
Financial Liabilities		
Borrowings	166.89	282.75
Lease Liability	-	753.52
Provisions	615.21	547.95
Total non current liabilities	782.10	1,584.22
Current liabilities		
Financial Liabilities		
Borrowings	1,355.62	1,940.97
Provisions	10.82	20.19
Trade payables	8,465.27	19,012.36
Other financial liabilities	2,277.62	1,472.20
Other current liabilities	420.66	467.55
Current Tax Liabilities (Net)	363.36	363.36
	12,893.35	23,276.63
Total liabilities	13,675.45	24,860.85
Total equity and liabilities	86,475.96	98,118.85



Registered Office : S-22, 3rd Floor, Technocrat Industrial Estate, Balanagar,
Hyderabad - 500037, Telangana, India. Tel : +040-46989999

CIN : L34100TG2000PLC035451, E-mail : info@olectra.com, www.olectra.com



Olectra Greentech Limited


Olectra Greentech Limited
(CIN: L34100TG2000PLC035451) - Email ID: info@olectra.com - www.olectra.com

Registered office: S-22, 3rd Floor, Technocrat Industrial Estate, Balanagar, Hyderabad - 500037, Telangana; Tel: 040-46989999

Consolidated Statement of Cashflows for the Six Months ended 30 September 2020

All amounts in Indian Rupees Lakhs

Particulars	Year ended	
	30-09-2020	30-09-2019
I. Cash flows from operating activities		
Profit before tax	(658.17)	203.25
<i>Adjustments to reconcile profit before tax to net cash flows:</i>		
Depreciation & Amortisation	603.19	864.69
Finance income (including fair value change in financial instruments)	(656.22)	(1,140.99)
Dividend income from mutual funds	-	(161.69)
Capital Gains from Investments	-	(53.31)
Finance costs (including fair value change in financial instruments)	394.48	749.47
Operating profit before working capital changes	(316.72)	461.42
<i>Changes in working capital:</i>		
Adjustment for (increase)/decrease in operating assets		
Trade receivables	167.16	(813.10)
Inventories	195.84	2,561.48
Loans - Non current	48.31	(128.89)
Loans - current	3,149.30	(381.76)
Other financial assets - current	3,513.84	(14.16)
Other assets - current	446.50	(2,463.71)
Other assets - non current	7.47	17.53
Adjustment for increase/(decrease) in operating liabilities		
Trade payables	(10,547.11)	1,030.36
Other financial liabilities - current	796.05	687.54
Other current liabilities	(46.89)	62.51
Provisions	67.26	74.90
Cash generated from operations	(2,518.99)	1,094.12
Income taxes paid	80.66	(204.80)
Net cash generated from/(used in) operating activities	(2,438.33)	889.32
II. Cash flows from investing activities		
Purchase of property, plant and equipment and intangibles (including capital work in progress)	(179.56)	(13,661.16)
(Investments in)/ redemption of bank deposits (having original maturity of more than three months) - net	3,099.33	(2,127.39)
(Investment)/ Redemption of Mutual Funds	(0.26)	10,191.35
Dividend received on mutual funds	-	161.69
Capital Gains from Investments	-	53.31
Interest received (finance income)	656.22	1,140.99
Net cash used in investing activities	3,575.73	(4,241.21)
III. Cash flows from financing activities		
Share issue proceeds	-	1,622.03
Proceeds from/(repayment of) long-term borrowings, net	(115.86)	(56.96)
Proceeds from/(repayment of) short-term borrowings, net	(585.35)	1,056.04
Interest paid	(394.48)	(749.47)
Net cash provided by financing activities	(1,095.69)	1,871.64
Net increase in cash and cash equivalents (I+II+III)	41.71	(1,480.25)
Cash and cash equivalents at the beginning of the year	240.07	2,132.52
Cash and cash equivalents at the end of the year (refer note below)	281.78	652.27
Note:		
Cash and cash equivalents comprise:		
Cash on hand	0.55	1.26
Balances with banks:		
- in current accounts	281.23	651.01
	281.78	652.27



R

0

Registered Office : S-22, 3rd Floor, Technocrat Industrial Estate, Balanagar, Hyderabad - 500037, Telangana, India. Tel : +040-46989999

CIN : L34100TG2000PLC035451, E-mail : info@olectra.com, www.olectra.com



P C N & ASSOCIATES
CHARTERED ACCOUNTANTS
Plot No. 12, "N Heights"
Ground Floor, Software Layout Unit
Cyberabad, Hyderabad - 500 081.

Tel. : (91-40) 2311 9499
E-mail : pcnassociates@yahoo.com

Independent Auditor's Review Report on the Quarterly and Year to Date Unaudited Consolidated Financial Results of the Company Pursuant to the Regulation 33 of the SEBI (Listing Obligations and Disclosure Requirements) Regulations, 2015, as amended

The Board of Directors
Olectra Greentech Limited
Hyderabad

1) We have reviewed the accompanying statement of unaudited consolidated financial results of Olectra Greentech Limited ("the Company") comprising its Subsidiary (together referred to as "the Group"), and its Consortium for the quarter and half year ended 30th September ,2020 ("the Statement") attached herewith, being submitted by the Company pursuant to the requirements of Regulation 33 of the SEBI (Listing Obligation and Disclosure Requirements) Regulations, 2015, as amended (the "listing Regulations").

2) The preparation of the Statement in accordance with the recognition and measurement principles laid down in Indian Accounting Standard 34, (IndAS 34) "Interim Financial Reporting" prescribed under Section 133 of the Companies Act, 2013 read with Rule 3 of Companies (Indian Accounting Rules), 2015, as amended read with the Circular is the responsibility of the Parent's Management and has been approved by the Parent's Board of Directors of the Company. Our responsibility is to express a conclusion on these financial statements based on our review.

3) We conducted our" review in accordance with the Standard on Review Engagement (SRE) 2410, "Review of Interim Financial Information Performed by the Independent Auditor of the Entity" issued by the Institute of Chartered Accountants of India. This standard requires that we plan and perform the review to obtain moderate assurance as to whether the financial statements are free of material misstatement. A review is limited primarily to inquiries of company personnel and analytical procedures, applied to financial data and thus provides less assurance than an audit. We have not performed an audit and accordingly, we do not express an audit opinion.





P C N & ASSOCIATES
CHARTERED ACCOUNTANTS
Plot No. 12, "N Heights"
Ground Floor, Software Layout Unit
Cyberabad, Hyderabad - 500 081.

Tel. : (91-40) 2311 9499
E-mail : pcnassociates@yahoo.com

We also performed procedures in accordance with the circular issued by the SEBI under Regulation 33 (8) of the SEBI (Listing Obligations and Disclosure Requirements) Regulations, 2015, as amended, to the extent applicable.

4) The statement includes the results of the following entities:

- i) TF Solar Power Private Limited
- ii) SSISPL-BYD-OGL Consortium


5) Based on our review conducted and procedures performed as stated in paragraph 3 above, nothing has come to our attention that causes us to believe that the accompanying Statement, prepared in accordance with the recognition and measurement principles laid down in the aforesaid Indian Accounting Standard and other accounting principles generally accepted in India, has not disclosed the information required to be disclosed in terms of Regulation 33 of the SEBI (Listing Obligations and Disclosure Requirements) Regulations, 2015, as amended, including the manner in which it is to be disclosed, or that it contains any material misstatement.

For P C N & Associates
Chartered Accountants
FRN: 016016S


K Gopala Krishna
Partner

M.No. 203605

UDIN: 20203605AAAAFM8260



Date: 12-11-2020

Place: Hyderabad