

Date: 28th October, 2024

The Secretary The Bombay Stock Exchange Limited "P.J. Towers" Dalal Street Mumbai-400 001 Scrip Code: 500730	The National Stock Exchange of India Ltd. Exchange Plaza Bandra Kurla Complex, Bandra (East) Mumbai-400 051 Symbol: NOCIL
---	---

Dear Sir,

Sub: Investor Presentation

Pursuant to Regulation 30(6) of the Securities and Exchange Board of India (Listing Obligations and Disclosure Requirements), Regulations, 2015, we enclose herewith Investors Presentation on the Financial Highlights for the quarter and half year ended 30th September, 2024.

The aforementioned Presentation has been uploaded on the Company's website viz., www.nocil.com.

We request you to take the above on your records and acknowledge receipt.

Thanking you,

Yours faithfully,
For NOCIL Limited

Amit K. Vyas
Assistant Vice President (Legal) & Company Secretary

Encl.: as above



NOCIL Limited

Investor Presentation

Q2 & H1FY25

This presentation and the accompanying slides (the “Presentation”), which have been prepared by NOCIL Limited (the “Company”), have been prepared solely for information purposes and do not constitute any offer, recommendation or invitation to purchase or subscribe for any securities, and shall not form the basis or be relied on in connection with any contract or binding commitment whatsoever. No offering of securities of the Company will be made except by means of a statutory offering document containing detailed information about the Company.

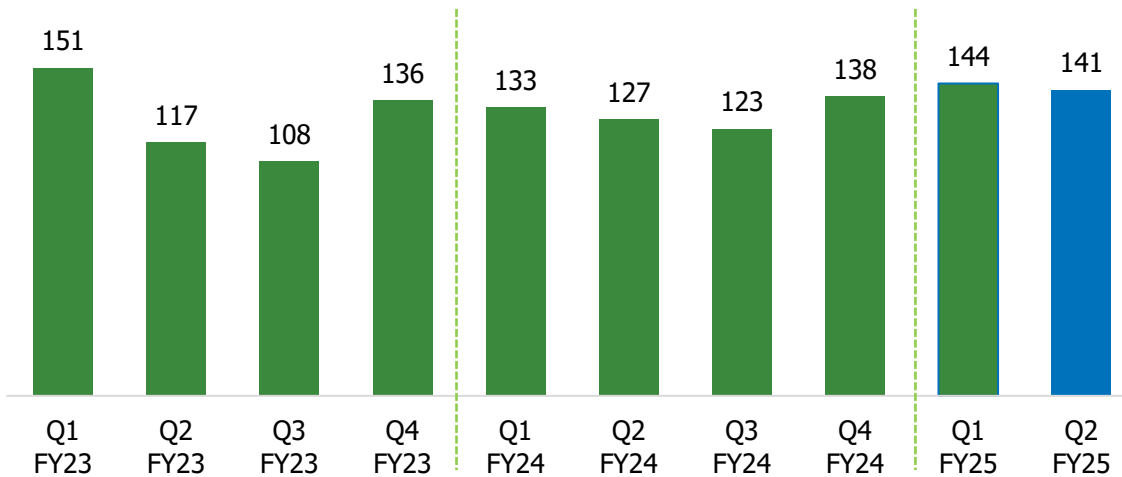
This Presentation has been prepared by the Company based on information and data which the Company considers reliable, but the Company makes no representation or warranty, express or implied, whatsoever, and no reliance shall be placed on, the truth, accuracy, completeness, fairness and reasonableness of the contents of this Presentation. This Presentation may not be all inclusive and may not contain all of the information that you may consider material. Any liability in respect of the contents of, or any omission from, this Presentation is expressly excluded.

Certain matters discussed in this Presentation may contain statements regarding the Company’s market opportunity and business prospects that are individually and collectively forward-looking statements. Such forward-looking statements are not guarantees of future performance and are subject to known and unknown risks, uncertainties and assumptions that are difficult to predict. These risks and uncertainties include, but are not limited to, the performance of the Indian economy and of the economies of various international markets, the performance of the industry in India and world-wide, competition, the company’s ability to successfully implement its strategy, the Company’s future levels of growth and expansion, technological implementation, changes and advancements, changes in revenue, income or cash flows, the Company’s market preferences and its exposure to market risks, as well as other risks. The Company’s actual results, levels of activity, performance or achievements could differ materially and adversely from results expressed in or implied by this Presentation. The Company assumes no obligation to update any forward-looking information contained in this Presentation. Any forward-looking statements and projections made by third parties included in this Presentation are not adopted by the Company and the Company is not responsible for such third-party statements and projections.

Financial Highlights

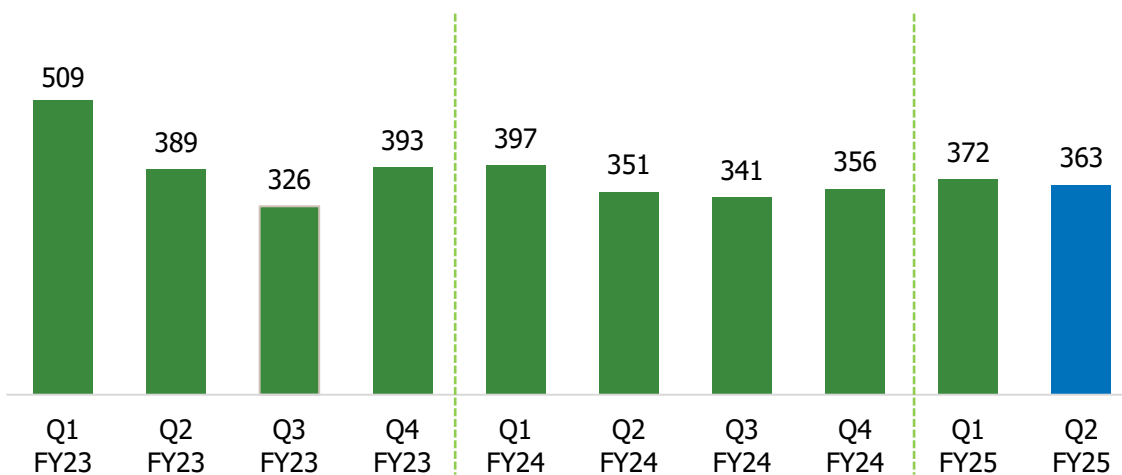
Quarterly Performance

Sales Volume* (Index)



*Base to 100; considering Q1FY20 base period

Revenue from Operations (Rs. In crores)

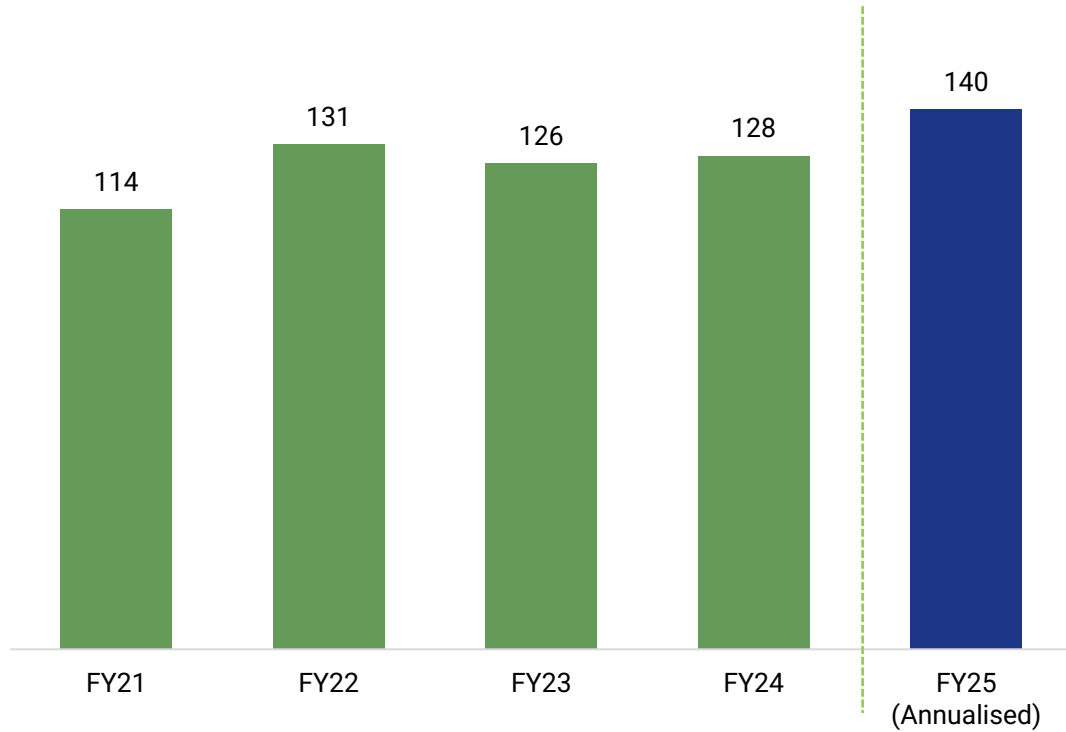


Quarterly Performance Highlights

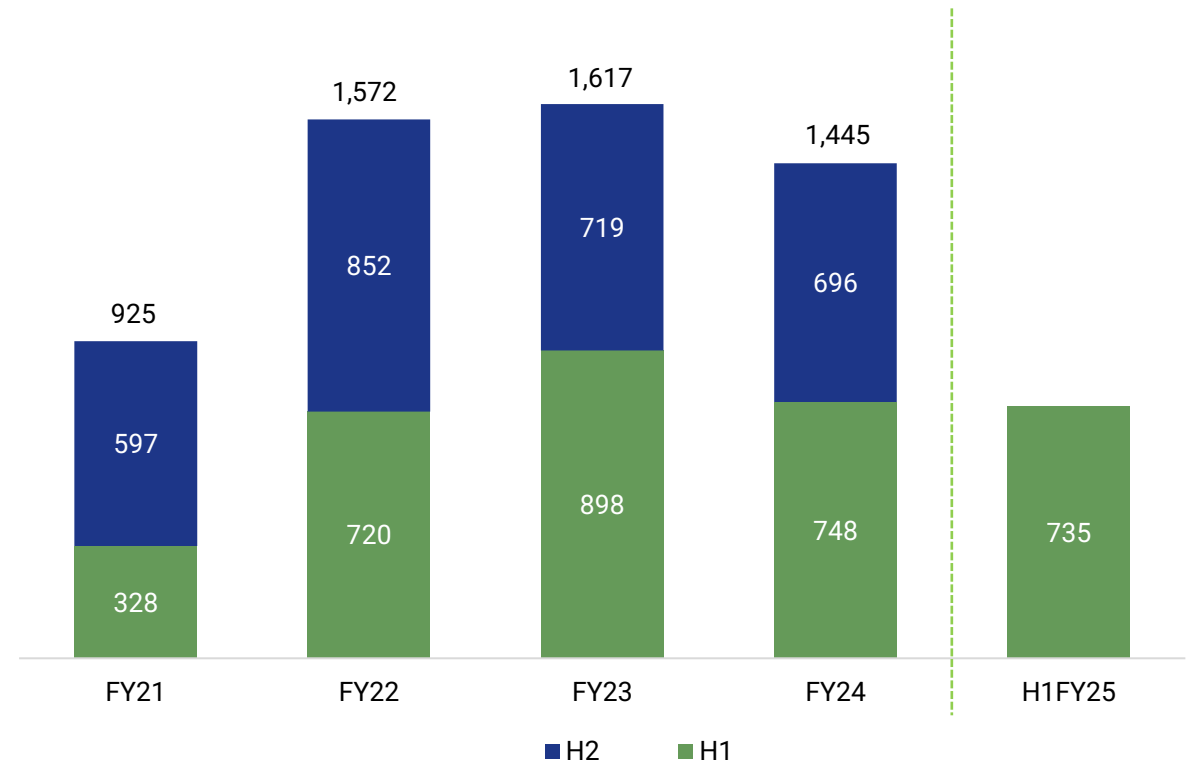
- Volumes for Q2FY25 grew by 11% on Y-o-Y basis
- Volumes for Q2FY25 de-grew marginally by 2% on Q-o-Q basis
- Volumes for H1FY25 grew by 9% on Y-o-Y basis
- Volumes in exports continue to show growth trajectory

- Selling prices remain flattish on Q-o-Q basis
- Judicious mix of price and volume play continues on back of ongoing challenging market conditions

Sales Volume* (Index)



Revenue form Operations (Rs. In Crores)



*Base to 100; considering FY20 base period

Consolidated Profit & Loss Statement

Rs. In Crores	Q2FY25	Q1FY25	Q-o-Q	Q2FY24	Y-o-Y	H1FY25	H1FY24	Y-o-Y
Net Revenue from Operations	363	372	-3%	351	3%	735	748	-2%
Raw Material	225	206		190		431	412	
Changes in inventory	-20	12		8		-8	13	
Value Addition *	157	155	2%	153	3%	312	322	-3%
Employee Expenses	24	26		24		50	48	
Other Operating Expenses	96	87		83		183	172	
Operating EBITDA	38	41	-8%	46	-17%	79	101	-22%
Operating EBITDA Margin	10.4%	11.0%	-61 Bps	13.0%	-261 Bps	10.7%	13.5%	-280 Bps
Depreciation	13	13		13		27	26	
Finance Cost	1	0		0		1	1	
Other Income	8	9		4		18	9	
Profit Before Tax	32	37	-12%	37	-12%	69	83	-17%
Tax	-10	10		9		0	22	
Net Profit	42	27	56%	27	55%	69	61	13%
Net Profit Margin	11.6%	7.3%	434 Bps	7.7%	387 Bps	9.4%	8.2%	125 Bps

Q2FY25 Key Highlights:

- Operating costs are higher for the quarter due to increase in production activity and freight cost
- Following the Finance Act 2024, a tax credit impact of Rs. 14.89 crores was recognized due to the revised LTCG tax rate

*Revenue (-) cost of raw materials consumed (-) cost of traded goods (-) change in inventories
^ less than 1 crore

Consolidated Balance Sheet Statement

Assets (Rs. In Crores)	30-Sep-24	31-Mar-24
Non-current assets	1,098	1,039
Property, Plant and Equipment	634	636
Right of Use Assets	226	230
Capital work-in-progress	19	16
Investment Property	0 [^]	0 [^]
Intangible Assets	4	4
Financial Assets		
(i) Other Investments	177	119
(ii) Other financial assets	10	10
Non-current tax assets	22	17
Other non-current assets	8	8
Current assets	993	976
Inventories	253	223
Financial Assets		
(i) Investments	349	281
(ii) Trade receivables	322	340
(iii) Cash and cash equivalents	23	92
(iv) Bank balances other (iii)	3	4
(v) Other Financial Assets	13	9
Other Current Assets	29	28
TOTAL	2,091	2,015

Equity and Liabilities (Rs. In Crores)	30-Sep-24	31-Mar-24
EQUITY	1,771	1,699
Equity Share Capital	167	167
Other Equity	1,604	1,532
Non-Current Liabilities	140	151
Financial Liabilities		
(i) Financial Lease Liability	9	11
Provisions	14	15
Deferred Tax Liabilities (Net)	117	125
Current liabilities	180	166
Financial Liabilities		
(i) Trade Payables	142	118
(ii) Financial Lease Liability	3	2
(iii) Other Financial Liabilities	24	28
Provisions	5	4
Other Current Liabilities	6	13
TOTAL	2,091	2,015

[^] less than 1 crore

Consolidated Cash Flow Statement

Particulars (Rs. In Crores)	Sep-24	Sep-23
Cash flow from operating activities		
Profit before tax	69	84
Adjustments for noncash items / non-operating items	11	17
Operating profit before working capital changes	80	100
Working capital reductions/(increases)	0	19
Cash flows generated from operating activities	80	119
(Income taxes paid) / Refund (net)	(22)	(21)
Net Cash flows generated from operating activities (A)	58	99
Net Cash flows generated from investing activities (B)	(78)	(29)
Net Cash flows generated from financing activities (C)	(49)	(52)
Net Cash (Decrease) / Increase	(69)	17

Business Overview

Company Overview

- Part of [Arvind Mafatlal Group](#)
- **Largest** Rubber Chemicals Manufacturer in India
- Expertise in Rubber Chemical Business **over 4 decades**
- **Global recognition** for technical capabilities
- **Long Term Business Relationships** with Tire Majors (Both Domestic & International)

Growth in the Decade

	<i>FY15</i>	<i>FY24</i>	
Revenue (in. Rs. Crs)	719	1445	2.0X
EBITDA (in. Rs. Crs)	112	195	1.7X
Operating PBT (in. Rs. Crs)	82	141	1.7X



Management Team

Mr. Hrishikesh. A. Mafatlal Promoter & Chairman

- Executive Chairman and Promoter Director of NOCIL Ltd
- B.Com. (Hons.) & has attended the Advanced Management Programme at the Harvard Business School, USA

Mr. Anand V.S Managing Director

- BE in Chemical Engineering from Bangalore University and PGDM in Marketing from MDI Gurgaon
- Over 26 years of experience in the chemical industry

Mr. P. Srinivasan President Finance & Chief Financial Officer

- Chartered Accountant with over 33 years of experience
- Associated with the Company for over 17 years

Mr. Prasanna Pandit President – Operations & Technical

- Over 32 years experience
- B. Tech Chemical Engineering from LIT, Nagpur
- Post Graduation Diploma in Operations Management

Dr. Chinmoy Nandi Vice President (Research & Development)

- Post Graduate & Ph.D. in Organic Chemistry from IIT Bombay
- Associated with the company for over 40 years in various R&D capacities

Dr. Narendra Gangal Vice President (QA, Analytical & Outsourced Research)

- Ph.D. in Chemistry with 30 years of experience
- Associated with the Company for nearly 15 years

Mr. Rajendra Desai Vice President (Operations & Admin) & Chief Risk Officer

- Chemical Engineer with Diploma in Management Studies
- Associated with the company for over 40 years

Mr. Milind Shevte Vice President (Marketing)

- B.E. Chemical Engineering
- Associated with the Company for over 17 years

Mr. Ashwinkumar Bhende Vice President (Process Engineering, Technology & Projects)

- Chemical Technologist with Diploma in Management Studies with 30 years of experience
- Associated with company for over 20 years

Mr. Amit Vyas Assistant Vice President (Legal & Secretarial and Company Secretary)

- Company Secretary & Legal head with over 26 years of experience
- Associated with the Company for over 3 years

Ms. Kashmeera Prabhu (Head HR)

- MBA (HR)
- Over 17 years of experience



Navi Mumbai, Maharashtra: Engineering Precision

- Established in 1976, strategically located in the Trans-Thane Creek Industrial Area
- Well-equipped to manufacture a comprehensive range of rubber chemicals, boasting advanced technology and automated control systems for efficient and precise production processes

NOCIL possesses advanced manufacturing facilities equipped with cutting-edge technologies to produce high-quality rubber chemicals that meet international standards



Dahej, Gujarat: Cutting-Edge Manufacturing

- State-of-the-art facility operational since 2013. Its strategic proximity to petrochemical industry and ports like Dahej and Hazira enhances its operational efficiency
- Employs fully automated processes and in-house technology to ensure optimal operations and product quality
- The Company has done various debottlenecking projects. To pursue its long-term objective in the RC space, recently announced capex program of Rs. 250 Crores demonstrating its commitment towards a sustainable growth.

Announced capex program of Rs. 250 Crores in Dahej facility demonstrating its commitment towards a sustainable growth

Our Value Proposition

Products & Product Forms

- Wide Range of Rubber Chemical Products
- Varied Product Forms

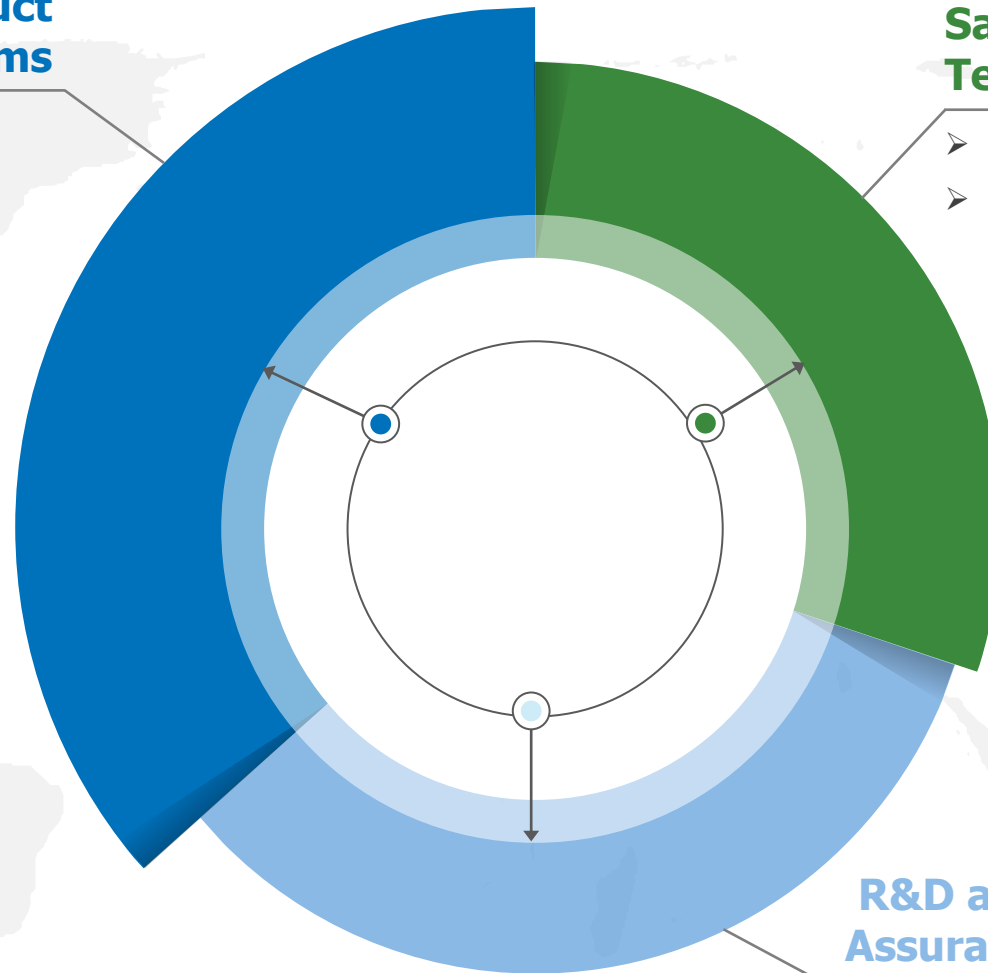
Sales, Marketing & Technical Services

- Market Responsive Approach
- Strong MTS Team to offer Technical Services

R&D and Quality Assurance

- Experienced, capable & innovative team of R&D scientists
- Ultra Modern Laboratories & Pilot Plant Facilities
- Latest Analytical Instruments

**Long Term Relationships
with Customers
over 40 Countries**



Diverse Product Range

With strong focus on innovation and sustainability, NOCIL aims to double its market share by leveraging its existing product portfolio and tapping into growth opportunities in Asia, Europe, and the US

20+
Product Varieties
of Rubber
Chemicals

Accelerators

- Increase the speed of vulcanization
- Permit vulcanization to proceed at lower temperatures & with greater efficiency



Anti-Degradants/ Anti-Oxidants

- Anti-oxidants, vital in rubber compounds, deter ageing and prevent degradation of rubber products from oxygen attack, thereby extending their service life



Other applications

- Pre vulcanization inhibition, Post vulcanization stabilization, Latex based applications, etc
- Improving overall quality & longevity in rubber-based products



Research & Technology Development

- NOCIL's Research Centre in Navi Mumbai recognized by Ministry of Science and Technology, Govt. of India
- Key Areas Focused upon
 - Process Development, scale up, commercial implementation
 - Environmental strategies for sustainable growth
 - Research initiatives tailored to customers' perceived needs

Quality Assurance

- Quality Management System emphasizes on Quality of Raw materials, Finished Products as well as in Process Sample Analysis
- The Quality Control Laboratory operates round the clock and is equipped with the latest Analytical Instruments & Equipment's



Certifications

- ISO 50001:2018 for energy management systems
- ISO 9001:2015 for quality management Systems
- ISO 14001:2015 for environmental management systems
- ISO 45001:2018 for occupational health and safety management systems
- ISO/IEC 17025:2017 accreditation for Quality Assurance and Marketing Technical Services laboratories
- 'Responsible Care' Certification from the Indian Chemical Council
- IATF 16949:2016 for automotive quality management systems

Rubber Chemicals – Industry Trends

Stringent Environmental compliance

Cost increase in China leading to Better level playing field

High Performance Tires

Extended life, Automotive & Industrial products will increase rubber processing chemical loadings

Rising Income Levels

Increase in Motor vehicle ownership rates, especially in developing nations would need additional consumption of rubber processing chemicals

NOCIL's strengths lie in its integrated value chain, technological advancements, extensive product range, and strong marketing network & technical service and extensive distribution channel

Our commitment to R&D and innovation has enabled us to stay ahead of industry trends and deliver high-quality products consistently

These operational strengths are fundamental to our strategy and provide a 'stable' foundation for sustainable growth

Strong Foundation Through Our Geographical Presence



NOCIL has effectively positioned itself as key global player in the rubber chemical industry. Its leadership position is fuelled by its commitment to high-quality products, comprehensive service offerings, and a strong export strategy aimed at reducing reliance on the Chinese market to ensure long-term supply stability. China +1 strategy has additionally pushed NOCIL's strategy to expand in the exports market.

Awards & Accreditations



2022/23 VISION AWARDS SUSTAINABILITY REPORT COMPETITION

2022/23 VISION AWARDS SUSTAINABILITY REPORT COMPETITION

2022/23 VISION AWARDS SUSTAINABILITY REPORT COMPETITION

NOCIL Limited

SGA Advista

is presented with the

Platinum Award

for excellence within its industry on the development of the organization's sustainability report for the past fiscal year.

NOCIL Limited

SGA Advista

is presented with the

Technical Achievement Award

for overall excellence in the art and method of sustainability report communications for the past fiscal year.

NOCIL Limited

SGA Advista

is recognized for developing one of the

Top 100 Reports Worldwide

ranking at #92 among all reports reviewed for the past fiscal year.



Tyson Heyn
Tyson Heyn
Principal

Christine Kennedy
Christine Kennedy
Competition Director

Tyson Heyn
Tyson Heyn
Principal

Christine Kennedy
Christine Kennedy
Competition Director

Tyson Heyn
Tyson Heyn
Principal

Christine Kennedy
Christine Kennedy
Competition Director



Awards & Accreditations

Recertified for **Responsible Care Logo** by Indian Chemical Council



Silver Medal Overall Score 69, 90th Percentile Valid till Aug-2025

valid through August 2025



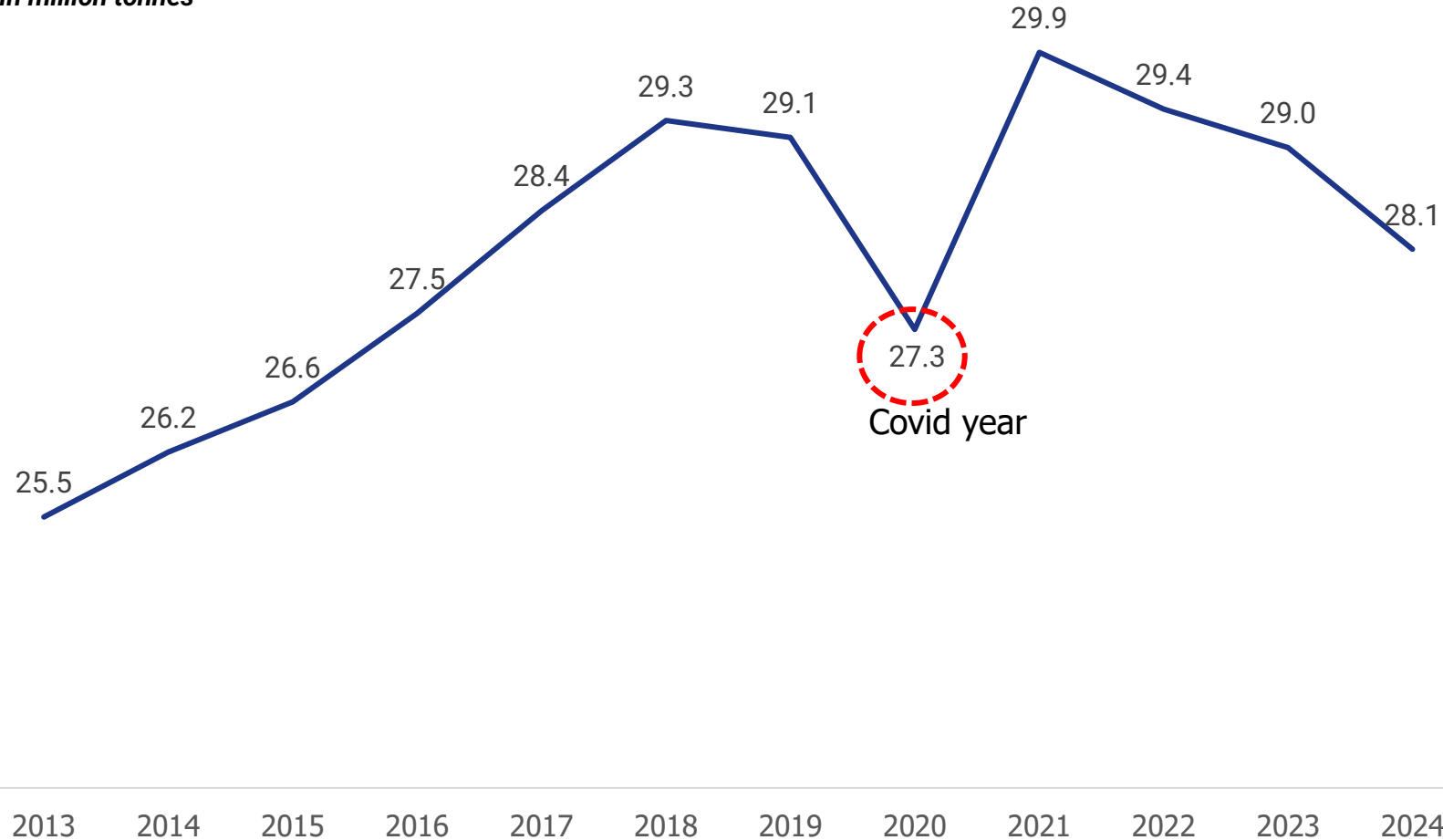
13th Annual Legal Era - Indian Legal Awards 2024



ICC Certificate of Merit for Best Compliant company for the Product Safety & Stewardship Code under Responsible Care for the year 2023

Global Rubber Consumption (Natural + Synthetic)

In million tonnes



- Rubber Chemicals constitute **~3.5% of the Rubber Consumption**
- Global Rubber consumption for CY24 shows a de-growth of around 3% compared to CY23 on annualized basis

Why NOCIL is a “Supplier of Choice”

Dependable Player

Dependable & quality player with self-sufficiency in key intermediates

Environment Friendly Processes

Continuous investments are made to adopt various innovative environmental technologies for long-term sustainability

Product Testing & Validation

Approved and registered vendor with major domestic & international tire players offering technical support to customers for rubber applications

Critical factors pivotal towards NOCIL emerging as a prominent player in the rubber chemical industry are:

- Comprehensive Solutions and Technical Support for Rubber Applications
- Global Recognition for Technical Capabilities
- Pioneering **Green Chemistry** and Sustainable Growth
- Commitment to **Responsible Care** and
- Environmental Sustainability

Wide Range of Products

Present across the entire range of Rubber Chemicals with a product basket of 20+

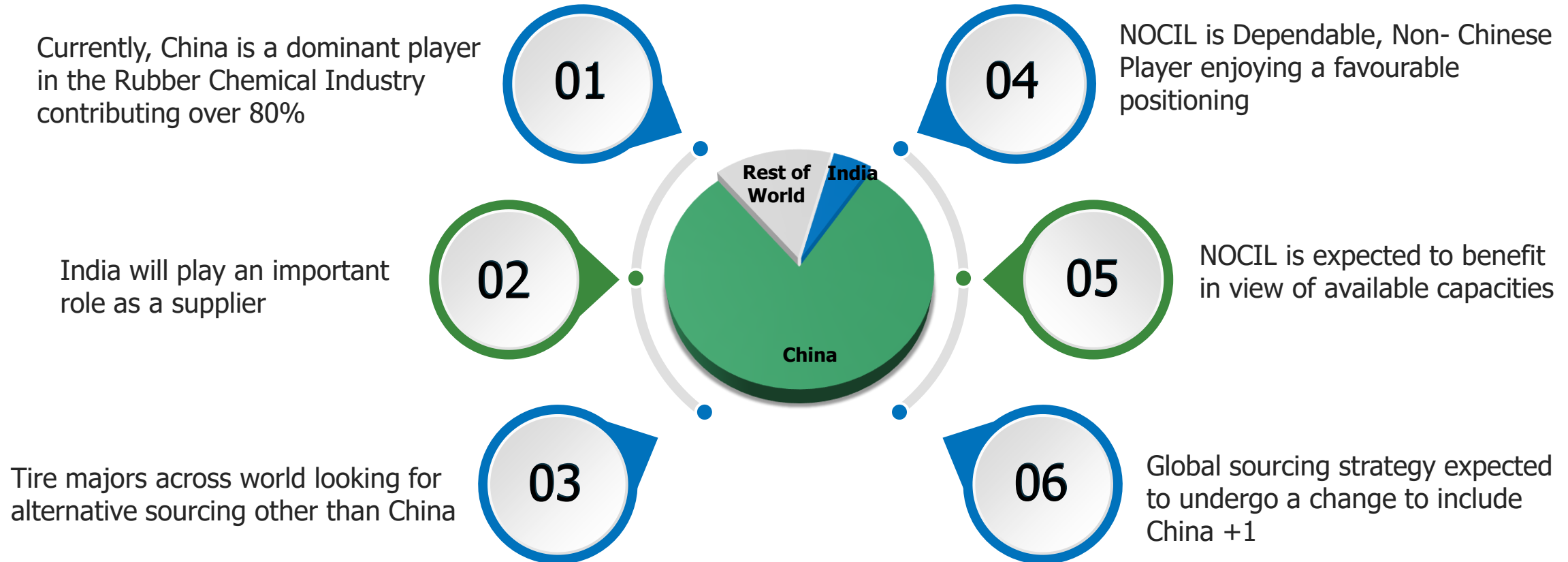
A Pipeline of New Generation Rubber Chemicals

Development of niche products using innovative technologies & Green Chemistry concepts

Entry Barrier

Customers take from 6-18 months to approve on a plant-specific basis, and the same is carried out for various locations globally

CHINA + 1 STRATEGY



Environmental, Social & Governance

Environmental Initiatives



Green Yatra Initiative:

NOCIL undertook this unique and productive initiative involving the plantation of 2,000+ saplings. It included 45 local native species.



'3R' approach' that focuses on pollution prevention & waste management, promoting a sustainable environment



Reducing water consumption by increasing the use of recycled water



Increasing the use of renewable energy and fuels



Embrace and Integrate cutting-edge technologies, including 'Green Chemistry'



Investing in R&D for Environmentally Sustainable Products



Implementing '5S Workplace Organization Method' to enhance productivity, safety, & waste reduction



Padopadi Swarajya:

This project has helped many villages across 4 tribal blocks build strong community institutions, benefiting about 3,600 individuals from the backward and downtrodden sections of society. I covered 18 villages from Palghar and Nashik District of Maharashtra



Su-Poshan:

This project provided nutritional support to farmers in remote areas, benefiting around 240 people. The project area for Suposhan covered 18 villages from Palghar and Nashik District



Samutkarsh Programme:

This programme is designed for the holistic development of underprivileged children by running community learning centres (CLC or Abhyasika) in urban slums, benefiting around 184 students



Kishori Vikas Project:

The Kishori Vikas project supports adolescent girls aged 12 to 18 from urban slums and villages where Abhyasika's study centres operate. The Project conducts 40 sessions on topics like food, health, sex education, and personality development to boost confidence and provide better opportunities for expression. This initiative has benefited around 1,013 students



OGQ supported women athletes (L-R) Ashmita Chaliha, Anmol Kharb, PV Sindhu and Tanvi Sharma

Supporting Indian Athletes:

This support aims to provide the necessary resources and nurture India's talented athletes, empowering them to reach their full potential on the global stage.



Promoting Healthcare:

NOCIL allocates funds to renowned NGOs like The Cancer Patients Aid Association (CPAA), facilitating affordable or free treatment for impoverished individuals, especially women, battling serious illnesses such as cancer.

Historical Financial Highlights

Consolidated Profit & Loss Statement

Rs. In Crores	FY24	FY23	FY22
Net Revenue from Operations	1,445	1,617	1,571
Raw Material	787	912	948
Changes in inventory	28	-24	-89
Value Addition *	630	729	712
Employee Expenses	92	87	81
Other Operating Expenses	342	389	345
Operating EBITDA	195	253	286
Operating EBITDA Margin	13.5%	15.6%	18.2%
Depreciation	53	56	48
Interest	2	1	1
Other Income	39	6	4
Profit Before Tax	180	202	241
Tax	47	53	65
Net Profit	133	149	176
Net Profit Margin	9.2%	9.2%	11.2%

*Revenue (-) cost of raw materials consumed (-) cost of traded goods (-) change in inventories

Consolidated Balance Sheet

Assets (Rs. In Crores)	31-Mar-24	31-Mar-23	31-Mar-22
Non-current assets	1,039	976	987
Property, Plant and Equipment	636	653	674
Right of Use Assets	229	231	231
Capital work-in-progress	16	9	8
Investment Property	0^	0^	0^
Intangible Assets	4	3	4
Financial Assets			
(i) Other Investments	119	42	36
(ii) Other financial assets	10	10	8
Non-current tax assets	17	17	16
Other non-current assets	8	11	9
Current assets	976	881	844
Inventories	223	285	333
Financial Assets			
(i) Investments	281	176	18
(ii) Trade receivables	340	346	450
(iii) Cash and cash equivalents	92	24	12
(iv) Bank balances other (iii)	4	34	4
(v) Other Financial Assets	9	5	1
Other Current Assets	28	12	26
TOTAL	2,015	1,857	1,831

Equity and Liabilities (Rs. In Crores)	31-Mar-24	31-Mar-23	31-Mar-22
EQUITY	1,699	1,552	1,445
Equity Share Capital	167	167	167
Other Equity	1,532	1,385	1,279
Non-Current Liabilities	151	134	126
Financial Liabilities			
(i) Financial Lease Liability	11	7	3
Provisions	15	16	16
Deferred Tax Liabilities (Net)	125	111	107
Current liabilities	166	171	259
Financial Liabilities			
(i) Trade Payables	118	127	215
(ii) Financial Lease Liability	2	3	3
(iii) Other Financial Liabilities	28	26	25
Provisions	4	5	5
Other Current Liabilities	13	10	11
TOTAL		1,857	1,831

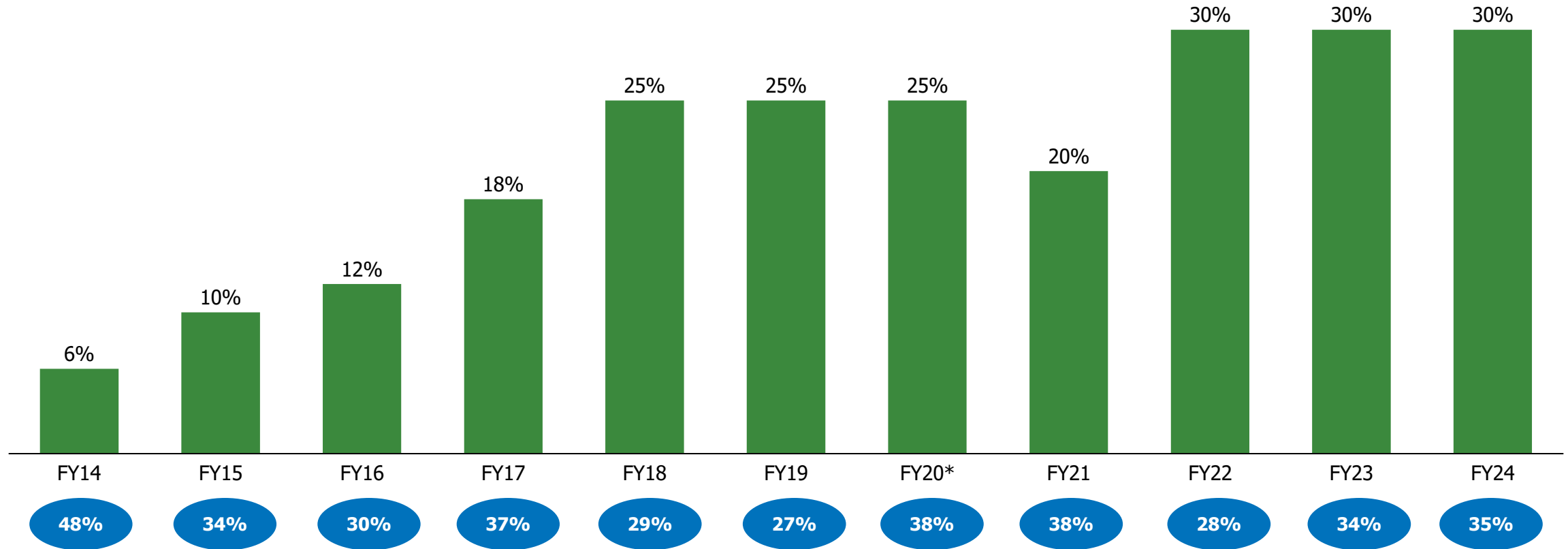
Consolidated Cashflow Statement

Particulars (Rs. In Crores)	FY24	FY23	FY22
Cash flow from operating activities			
Profit before tax	180	202	241
Adjustments for noncash items / non operating items	13	50	45
Operating profit before working capital changes	193	252	286
Working capital reductions/(increases)	48	80	(256)
Cash flows generated from operating activities	241	332	29
(Income taxes paid) / Refund (net)	-40	(51)	(60)
Net Cash flows generated from operating activities (A)	201	282	(30)
Net Cash flows generated from investing activities (B)	-78	(217)	31
Net Cash flows generated from financing activities (C)	-55	(54)	(34)
Net Cash (Decrease) / Increase	68	11	(33)

^ less than 1 crore

Consistent Dividend Payout

Dividend as % of Face Value



● Payout Ratio = (Dividend + DDT) / PAT

* Interim Dividend



Thank You



NOCIL LIMITED

NOCIL Limited

CIN: L99999MH1961PLC012003

Mr. P. Srinivasan - CFO
finance@nocil.com

Ms. Vibha Thakkar
vibha.thakkar@nocil.com

www.nocil.com

SGA Strategic Growth Advisors

Strategic Growth Advisors Pvt Ltd.

CIN: U74140MH2010PTC204285

Mr. Jigar Kavaiya/Mr. Pratik Shah
Email id: Jigar.kavaiya@sgapl.net/ p.s.shah@sgapl.net

Tel No: +91 99206 02034 / +91 98700 30585