



November 14, 2019

~~BSE Limited~~
Flor 25, Phiroze Jeejeebhoy Towers,
Dalal Street,
Mumbai-400001

~~National Stock Exchange of India Limited~~
Exchange Plaza,
Plot no. C/1, G-Block,
Bandra -Kurla Complex, Bandra (E),
Mumbai-400051

Scrip Code: 502820/DCM

Subject: Outcome of Board Meeting held on November 14, 2019

Dear Sir,

This is to inform you that the Board of Directors of the Company at its meeting held today have:

1. Approved and taken on record the Unaudited Financial Results (Standalone and Consolidated) of the Company for the 2nd quarter and half financial year ended September 30, 2019. Accordingly pursuant to Regulation 33 of SEBI (Listing Obligations and Disclosure Requirements) Regulations, 2015, as amended from time to time, please find enclosed herewith following (as Annexure I):-
 - i. Unaudited Financial Results (Standalone and Consolidated) for the quarter and half year ended on September 30, 2019;
 - ii. Unaudited statement of Assets & Liabilities (Standalone and Consolidated) for the quarter and half year ended on September 30, 2019;
 - iii. Unaudited Cash flow statement (Standalone and Consolidated) for the half year ended September 30, 2019;
 - iv. Limited Review Report on the Unaudited Financial Results (Standalone and Consolidated).
2. Appointed Dr. Kavita A Sharma (DIN-07080946), as Independent Director of the Company for a term of five consecutive years with effect from November 14, 2019, subject to the approval of members of the Company. Necessary Information in respect of Dr. Kavita A Sharma as per SEBI Circular No. CIR/CFD/CMD/4/2015 dated September 9, 2015 read with Regulation 30 - Para A of Part A of Schedule III of SEBI (Listing Obligations & Disclosure Requirements) Regulations, 2015 is enclosed herewith as Annexure -II.

Please acknowledge receipt of the same.

Thanking you,
Yours truly,
For DCM Limited

Vimal Prasad Gupta
Company Secretary & Compliance Officer
FCS 6380



Encl. - As above

e-mail id: investors@dcm.in

Registered Office :
Vikrant Tower, 4, Rajendra Place, New Delhi-110008
Phone : (011) 25719967 Fax : (011) 25765214
CIN: L74899DL1889PLC000004 Website: www.dcm.in E-mail: dcmltd@dcm.in

Independent Auditors' Review Report on the Quarterly and Year to Date Unaudited Standalone Financial Results of the Company Pursuant to the Regulation 33 of the SEBI (Listing Obligations and Disclosure Requirements) Regulations, 2015, as amended

Review Report to
The Board of Directors,
DCM Limited
New Delhi

1. We have reviewed the accompanying statement of unaudited standalone financial results of DCM Limited (the "Company") for the quarter and half year ended September 30, 2019 ('the Statement'), attached herewith, being submitted by the Company pursuant to the requirement of Regulation 33 of the SEBI (Listing Obligations and Disclosure Requirements) Regulations, 2015 as amended (the "Listing Regulations"), which has been initialled by us for identification purposes.
2. The preparation of the Statement in accordance with the recognition and measurement principles laid down in Indian Accounting Standard 34, Interim Financial Reporting (Ind AS 34) prescribed under Section 133 of the Companies Act, 2013, as amended (the Act), read with the Listing Regulations is the responsibility of the Company's management and has been approved by the Board of Directors. Our responsibility is to express a conclusion on the Statement based on our review.
3. We conducted our review in accordance with the Standard on Review Engagement (SRE) 2410, 'Review of Interim Financial Information performed by the Independent Auditor of the Entity' issued by the Institute of Chartered Accountants of India. This Standard requires that we plan and perform the review to obtain moderate assurance as to whether the Statement is free of material misstatement. A review is limited primarily to inquiries of company personnel and analytical procedures applied to financial data and thus provides less assurance than an audit. We have not performed an audit and, accordingly, we do not express an audit opinion.
4. Based on our review conducted as above, nothing has come to our attention that causes us to believe that the accompanying Statement, prepared in accordance with the recognition and measurement principles laid down in the aforesaid Indian Accounting Standards ('Ind AS') specified under Section 133 of the Act, read with relevant rules issued thereunder and other accounting principles generally accepted in India, has not disclosed the information required to be disclosed in terms of the Listing Regulations, including the manner in which it is to be disclosed, or that it contains any material misstatement.
5. **Material Uncertainty on Going Concern**

We draw attention to Note 4 of the Statement highlighting that due to below par performance of its Engineering Division the Company is currently facing liquidity issues towards clearing of statutory dues, vendor payments and loans of the Engineering Division. The Company's net worth is also substantially reduced, and the current liabilities exceed the current assets by Rs. 7,118 lakhs as at September 30, 2019.



SS KOTHARI MEHTA
& COMPANY
CHARTERED ACCOUNTANTS

During the current quarter, the Company has transferred its IT Division to is one of the wholly owned subsidiary.


All the above facts indicate material uncertainty as to the Company's ability to continue as a going concern. The said note also indicates the Company's future plans to mitigate these uncertainties with regard to its going concern.

Our conclusion is not modified in respect of this matter.

6. Other matters:

The review of unaudited quarterly and year to date financial results for the period April 1, 2018 to September 30, 2018 and audit of the financial statements for the year ended March 31, 2019 & review of unaudited financial results for the quarter ended June 30, 2019 was carried out and report by BSR & Co, LLP who have expressed their unmodified conclusion and unmodified opinion/conclusion vide their report dated November 13, 2018 and August 12, 2019 respectively.

For S. S. Kothari Mehta & Company
Chartered Accountants
Firm Registration No: 000756N



Sunil Wahal

Sunil Wahal
Partner
Membership No: 087294

Place: New Delhi
Dated: November 14, 2019
UDIN : 19087294AAAJE1766

DCM LIMITED

Regd. Office: Vikrant Tower, 4 Rajendra Place, New Delhi - 110 008

CIN: L74899DL1889PLC000004 E-mail: investors@dcm.in Phone: 011-25719967

STATEMENT OF UNAUDITED STANDALONE FINANCIAL RESULTS FOR THE QUARTER AND HALF YEAR ENDED SEPTEMBER 30, 2019

(Rupees in Laacs)

S. No.	Particulars	For the quarter ended			For the half year ended		For the year ended
		September 30, 2019	June 30, 2019	September 30, 2018	September 30, 2019	September 30, 2018	March 31, 2019
		Unaudited (Refer note 3)	Unaudited (Refer note 3)	Unaudited (Refer note 3)	Unaudited (Refer note 3)	Unaudited (Refer note 3)	Audited (Refer note 3)
1	Revenue						
	(a) Revenue from operations	5,100	7,696	7,438	12,796	17,923	38,876
	(b) Other income	1,662	821	155	2,483	212	312
	Total income	6,762	8,517	7,593	15,279	18,135	39,188
2	Expenses						
	(a) Cost of materials consumed	2,419	2,663	3,301	5,082	7,841	16,540
	(b) Changes in inventories of finished goods and work in progress	168	1,019	(375)	1,187	(820)	(1,575)
	(c) Employee benefits expense	1,450	1,540	1,624	2,990	3,513	7,513
	(d) Finance costs	336	305	323	641	664	1,308
	(e) Depreciation and amortization expense	324	408	463	732	884	1,718
	(f) Other expenses	2,231	3,774	3,878	6,005	8,453	18,222
	Total expenses	6,928	9,709	9,214	16,637	20,535	43,726
3	Profit/(loss) before tax	(166)	(1,192)	(1,621)	(1,358)	(2,400)	(4,538)
4	Tax expense						
	Current tax	-	-	97	-	168	80
	Tax adjustment relating to prior periods	-	-	-	-	-	-
	Total tax expense	-	-	97	-	168	80
5	Profit/(loss) for the period from continuing operations	(166)	(1,192)	(1,718)	(1,358)	(2,568)	(4,618)
6	Profit/(loss) before tax for the period - discontinued operations	107	37	2,097	144	3,137	4,818
7	Income tax relating to discontinued operations	-	-	(3)	-	-	-
8	Profit/(loss) after tax for the period - discontinued operations	107	37	2,100	144	3,137	4,818
9	Profit/(loss) for the period	(59)	(1,155)	382	(1,214)	569	200
10	Other comprehensive income						
	(a) Items that will not be reclassified to profit or loss						
	Re-measurement (losses)/ gains of defined benefit obligations (net of tax)	(3)	(4)	8	(7)	20	(16)
	Income tax relating to items that will not be reclassified to profit or loss	-	-	-	-	-	-
	(b) Items that will be reclassified to profit or loss						
	Exchange difference in translating financial statements of foreign operations (net of tax)	1	(1)	24	-	68	44
	Income tax relating to items that will be reclassified to profit or loss	-	-	-	-	-	-
11	Total comprehensive income for the period	(61)	(1,160)	414	(1,221)	657	228
12	Paid up equity share capital (Face value Rs. 10 each)	1,867	1,867	1,867	1,867	1,867	1,867
13	Other equity						17,592
14	Earnings/ (loss) per equity share (EPS) of Rs. 10/- each (not annualised)						
	Basic and diluted - from continuing operations	(0.89)	(6.38)	(9.20)	(7.27)	(13.75)	(24.74)
	Basic and diluted - from discontinued operations	0.57	0.19	11.25	0.77	16.80	25.81
	Basic and diluted	(0.32)	(6.19)	2.05	(6.50)	3.05	1.07



DCM LIMITED



Regd. Office: Vikrant Tower, 4 Rajendra Place, New Delhi - 110 008

CIN: L74899DL1889PLC000004 E-mail: investors@dcm.in Phone: 011-25719967

STATEMENT OF UNAUDITED STANDALONE ASSETS AND LIABILITIES AS AT SEPTEMBER 30, 2019

(Rupees in Lacs)

Particulars	As at	
	September 30, 2019	March 31, 2019
	Unaudited (refer note 3)	Audited
ASSETS		
Non-current assets		
Property, plant and equipment	6,245	17,217
Capital work-in progress	7	86
Right to use assets	25	-
Intangible assets	43	39
Financial assets		
(i) Investments	3,356	3,356
(ii) Loans	653	1,031
(iii) Other financial assets	100	141
Deferred tax assets (net)	-	-
Non-current tax assets (net)	531	631
Other non-current assets	1,467	1,933
Total non-current assets	12,427	24,434
Current assets		
Inventories	1,664	21,154
Financial assets		
(i) Trade receivables	1,151	9,823
(ii) Cash and cash equivalents	998	1,363
(iii) Bank balances other than (ii) above	135	247
(iv) Loans	36	48
(v) Other financial assets	143	192
Current tax assets (net)	1	17
Other current assets	131	1,406
Assets held for sale	212	213
Total current assets	4,471	34,463
Total assets	16,898	58,897
EQUITY AND LIABILITIES		
Equity		
Equity share capital	1,868	1,867
Other equity	1,440	17,592
Total equity	3,308	19,459
Liabilities		
Non-current liabilities		
Financial liabilities		
(i) Borrowings	311	5,994
(ii) Other financial liabilities	554	654
Provisions	1,136	1,933
Total non-current liabilities	2,001	8,581
Current liabilities		
Financial liabilities		
(i) Borrowings	2,697	15,237
(ii) Trade payables		
Dues to micro and small enterprises	1,842	2,085
Dues to others	4,074	5,927
(iii) Other financial liabilities	2,119	5,740
Other current liabilities	511	1,353
Provisions	221	390
Current tax liabilities (net)	125	125
Total current liabilities	11,589	30,857
Total equity and liabilities	16,898	58,897



Particulars	Amount (Rs. Lacs)	
	For the half year ended September 30, 2019	For the half year ended September 30, 2018
	Unaudited (refer note 3)	Unaudited
Cash flow from operating activities		
Profit before taxation - continuing operations	(1,358)	(2,400)
Profit before taxation - discontinued operations	144	3,137
Adjustments for :		
Depreciation and amortisation expense	732	1,762
(Profit)/ loss on sale of property, plant and equipment (net)	(2,345)	(2)
Liabilities no longer required written back	-	136
Unrealised foreign exchange difference	-	86
Interest income	(5)	(156)
Unwinding of discount on security deposits	(1)	-
Finance cost	641	1,373
Finance lease income	(6)	(9)
Allowance/ (reversal) of expected credit loss	(48)	(41)
Loss on finance lease cancellation	-	11
Remeasurement of revenue to finance income and lease receivable	44	67
Operating cash flow before working capital changes	(2,202)	3,964
Changes in assets and liabilities		
(Increase) in inventories	2,546	10,995
(Increase)/decrease in trade receivables	1,372	(975)
(Increase)/decrease in loans	20	(92)
(Increase)/ decrease in other financial assets	(164)	429
(Increase) in other assets	53	795
Increase/ (decrease) in trade payable	(896)	(2,321)
(decrease) in provisions	(57)	(12)
Increase in financial liabilities	152	259
Increase/(decrease) in other liabilities	(433)	168
Cash generated from operations	391	13,210
Income-taxes (paid)/ refund	100	229
Net cash generated from operating activities (A)	491	13,439
Cash flow from investing activities		
Purchase of property, plant and equipment	(118)	(355)
Net proceeds of sale of rights in flats	-	-
Purchase of intangible assets	(13)	(2)
Proceeds from sale of business	800	-
Net proceeds of property, plant and equipment	1,447	9
Interest received	25	133
Deposits (made)/ matured not considered as cash and cash equivalents	90	60
Net cash generated from/ (used) in investing activities (B)	2,231	(155)
Cash flow from financing activities		
Repayment of borrowings	(462)	(1,386)
Proceeds from borrowings	-	167
Changes in working capital borrowings	(791)	(10,958)
Payment towards lease liability	(40)	-
Interest paid	(609)	(1,386)
Net cash (used) in financing activities (C)	(1,902)	(13,563)
Net cash flows [increase/(decrease)] during the year (A+B+C)	820	(279)
Impact of exchange rate change on cash and cash equivalent		
Cash and cash equivalents at the beginning of the year	1,448	849
Cash and cash equivalents transferred on demerger of DCM Nouvelle Limited	(1,012)	-
Cash and cash equivalents transferred on sale of IT Division business	(192)	-
Cash and cash equivalents at the end of the year	1,064	570
Components of cash and cash equivalents		
Cash on hand	7	13
Balances with scheduled banks:		
Current accounts	1,057	268
Deposit accounts	-	289
Cash and cash equivalents at the end of the year	1,064	570



DCM LIMITED


Notes:

1. Standalone segment wise information for the quarter and half year ended September 30, 2019

S. No.	Particulars	Quarter Ended			Half Year Ended		(Rupees in Lacs)
		September 30, 2019	June 30, 2019	September 30, 2018	September 30, 2019	September 30, 2018	Year Ended March 31, 2019
		Unaudited	Unaudited	Unaudited	Unaudited	Unaudited	Audited
1	Segment revenue - continuing operations						
	a) Real Estate	-	-	-	-	-	-
	b) Grey Iron Casting	5,100	7,696	7,438	12,796	17,923	38,876
	Total	5,100	7,696	7,438	12,796	17,923	38,876
	Less : Inter segment revenues	-	-	-	-	-	-
	Net revenue from operations	5,100	7,696	7,438	12,796	17,923	38,876
2	Segment revenue - discontinued operations						
	a) Textile *	-	-	16,866	-	33,016	66,749
	b) IT Services *	967	1,232	1,032	2,199	2,175	4,379
	Net revenue from operations	6,067	8,928	25,336	14,995	53,114	110,004
3	Segment results (Profit before interest and tax from ordinary activities)						
	a) Real Estate	-	-	-	-	-	-
	b) Grey Iron Casting	(1,330)	(1,109)	(1,047)	(2,439)	(1,206)	(1,841)
	Total	(1,330)	(1,109)	(1,047)	(2,439)	(1,206)	(1,841)
	Less : I) Finance costs	(336)	(305)	(323)	(641)	(664)	(1,308)
	: II) Un-allocable expenditure net of un-allocable income/(expenditure)	1,500	222	(251)	1,722	(530)	(1,389)
	Profit/(loss) before tax -continuing operations	(166)	(1,192)	(1,621)	(1,358)	(2,400)	(4,538)
4	Profit before tax from discontinued operations						
	a) Textile *	-	-	2,049	-	3,025	4,641
	b) IT Services **	107	37	48	144	112	177
	Profit/(loss) before tax	(59)	(1,155)	476	(1,214)	737	280
5	Segment assets						
	a) Textile *	-	-	27,225	-	27,225	35,758
	b) IT Services *	31	1,670	2,304	31	2,304	2,092
	c) Real Estate	25	25	25	25	25	25
	d) Grey Iron Casting	9,623	13,245	14,955	9,623	14,955	14,256
	Total segment assets	9,679	14,940	44,509	9,679	44,509	52,131
	Others un-allocated	7,219	7,237	6,632	7,219	6,632	6,766
	Total assets	16,898	22,177	51,141	16,898	51,141	58,897
6	Segment liabilities						
	a) Textile *	-	-	3,105	-	3,105	3,226
	b) IT Services *	-	874	454	-	454	495
	c) Real Estate	23	23	23	23	23	23
	d) Grey Iron Casting	8,514	9,720	9,329	8,514	9,329	9,592
	Total segment liabilities	8,537	10,617	12,911	8,537	12,911	13,336
	Others un-allocated (excluding borrowings)	1,059	2,058	1,594	1,059	1,594	1,161
	Total liabilities	9,596	12,675	14,505	9,596	14,505	14,497

* Refer Note 3

(Continued.....)



Notes:

2. This Statement has been prepared in accordance with the Companies (Indian Accounting Standards) Rules, 2015 (Ind AS), prescribed under Section 133 of the Companies Act, 2013, and other recognised accounting practices and policies to the extent applicable.

3. During the period

- a) The National Company Law Tribunal ("NCLT"), vide its order dated 1 May 2019, has approved the Scheme of Arrangement ('the Scheme') between DCM Limited and DCM Nouvelle Limited, for the demerger of the Textile Division of DCM Limited, on a going concern basis with effect from 1 April 2019 (i.e. the appointed date). Consequently, the assets and liabilities aggregating Rs. 35,758 lacs and Rs. 20,833 lacs respectively, of the Textile Division of DCM Limited have been transferred with effect from the aforesaid appointed date to DCM Nouvelle Limited at their carrying values, determined in accordance with the Companies (Indian Accounting Standards) Rules, 2015 (IND AS) prescribed under Section 133 of the Companies Act, 2013 and other accounting principles generally accepted in India and the net assets aggregating Rs. 14,925 lacs is debited to 'Other Equity'. Pursuant to the aforesaid scheme, the entire share capital held by DCM Limited as on effective date (01 April 2019) in DCM Nouvelle Limited has been cancelled.
- b) Board of Directors have approved the slump sale of "IT Division" business undertaking to DCM Infotech Limited, a wholly owned subsidiary on a going concern basis with effect from September 16, 2019 on the carrying value appearing as on 15.09.2019. Consequently, the assets and liabilities aggregating Rs. 1,556 lacs and Rs. 756 lacs respectively, of the IT Division of DCM Limited have been transferred with effect from the aforesaid appointed date to DCM Infotech Limited at their carrying values, determined in accordance with the Companies (Indian Accounting Standards) Rules, 2015 (IND AS) prescribed under Section 133 of the Companies Act, 2013 and other accounting principles generally accepted in India and the sale consideration aggregating Rs. 800 lacs is received during the period ended on September 30, 2019.


Consequently, the financial results for the quarter and half year ended September 30, 2019 are not comparable with the previous periods.

Following is the financial results of the Company (excluding Textile Division and IT Division) to indicate comparison with the previous periods:

(Rs. in Lacs)

S. No.	Particulars	Quarter Ended			Half year ended		Year Ended
		September 30, 2019	June 30, 2019	September 30, 2018	September 30, 2019	September 30, 2018	March 31, 2019
1	Total Income	6,762	8,517	7,593	15,279	18,135	39,188
2	Total Expenses	6,928	9,709	9,214	16,637	20,535	43,726
3	(Loss) before tax	(166)	(1,192)	(1,621)	(1,358)	(2,400)	(4,538)
4	(Loss) after tax	(166)	(1,192)	(1,718)	(1,358)	(2,568)	(4,618)
5	Total comprehensive income	(168)	(1,197)	(1,686)	(1,365)	(2,480)	(4,590)
6	Earnings per share (Rs.) (not annualized)	(0.89)	(6.38)	(9.20)	(7.27)	(13.75)	(24.74)

4. Due to the poor performance of its Engineering Division the Company is currently facing liquidity issues towards clearing of statutory dues, vendor payments and loans of the Engineering Division. The Company's net worth is substantially reduced and the current liabilities exceed the current assets by Rs. 7,118 lakh as at September 30, 2019.



During the current quarter, the Company has transferred its IT Division to one of its wholly owned subsidiary.


However, the management believes that the Company will be able to continue its operations on a going concern basis, by infusing liquidity in the system by monetizing other surplus assets and also focusing on the business strategy and future operating plans of the existing businesses, including proposal of strategic partnership for “capital and technology”, which would help sustain the business operations and its growth.


Accordingly, the financial results have been prepared on a going concern basis.

5. Effective 01 April 2019, the Company has adopted IND AS 116 “Leases” using modified retrospective approach. This has resulted in recognizing right of use assets and lease liability as on 1 April 2019. The adoption of the Standard did not have any material impact on the financial results of the Company.
6. The above results have been reviewed by the Audit Committee and approved by the Board of Directors at its meeting held on November 14, 2019. The limited review report of the Statutory Auditors is being filed with the BSE Ltd and National Stock Exchange of India Ltd. For more details on the standalone results, visit Company’s website www.dcm.in and Financial Results under Corporates section of www.nseindia.com and www.bseindia.com.

Place: New Delhi
Date: November 14, 2019

For and on behalf of the Board
Dr. Vinay Bharat Ram


Chairman
DIN: 00052826

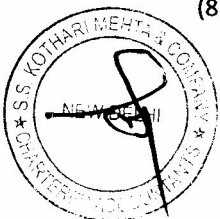


Independent Auditors' Review Report on the Quarterly and Year to Date Unaudited Consolidated Financial Results of the Company Pursuant to the Regulation 33 of the SEBI (Listing Obligations and Disclosure Requirements) Regulations, 2015, as amended

Review Report to
The Board of Directors
DCM Limited
New Delhi

1. We have reviewed the accompanying statement of unaudited consolidated financial results of DCM Limited (the 'Parent' or 'Company'), its subsidiaries (the Parent and its Subsidiaries together referred as 'the Group') and its joint controlled entity and its subsidiary Companies for the quarter and half year ended September 30, 2019, along with notes (the 'Statement'), attached herewith being submitted by the Group pursuant to the requirements of Regulation 33 of the SEBI (Listing Obligations and Disclosure Requirements) Regulations, 2015 as amended (the "Listing Regulations"), which has been initialed by us for identification purposes. Attention is drawn to the figures of jointly controlled entity for the quarter ended 30 September 2019 are the balancing figures between reviewed consolidated figures in respect of the six months period ended 30 September 2019 and the figures for the quarter ended 30 June 2019 which have been approved by the Company's Board of Directors, but have not been subjected to audit or review.
2. This Statement, which is the responsibility of the Parent's Management and approved by the Parent's Board of Directors, has been prepared in accordance with the recognition and measurement principles laid down in Indian Accounting Standard 34 "Interim Financial Reporting" ("Ind AS 34"), prescribed under Section 133 of the Companies Act, 2013 (the Act), read with relevant rules issued thereunder and other accounting principles generally accepted in India. Our responsibility is to express a conclusion on the Statement based on our review.
3. We conducted our review of the Statement in accordance with the Standard on Review Engagements (SRE) 2410 "Review of Interim Financial Information Performed by the Independent Auditor of the Entity", issued by the Institute of Chartered Accountants of India. A review of interim financial information consists of making inquiries, primarily of persons responsible for financial and accounting matters, and applying analytical and other review procedures. A review is substantially less in scope than an audit conducted in accordance with Standards on Auditing and consequently does not enable us to obtain assurance that we would become aware of all significant matters that might be identified in an audit. Accordingly, we do not express an audit opinion.

We also performed procedures in accordance with the circular issued by the SEBI under Regulation 33 (8) of the Listing Regulations, as amended, to the extent applicable.



4. The Statement includes results of the following entities:

a. Subsidiaries

- 1 DCM Textiles Limited
- 2 DCM Data Systems Limited
- 3 DCM Finance & Leasing Limited
- 4 DCM Reality Investment & Consulting Limited
- 5 DCM Tools & Dies Limited
- 6 DCM Realty and Infrastructure Limited
- 7 DCM Engineering Products Education Society

b. Jointly controlled entity and its subsidiaries

1. Purearth Infrastructure Limited, jointly controlled entity
2. Kalptru Reality Private Limited, subsidiary of Purearth Infrastructure Ltd
3. Kamayani Facility Management Private Limited, subsidiary of Purearth Infrastructure Ltd
4. Vighanharta Estates Private Limited, subsidiary of Purearth Infrastructure Ltd

5. Based on our review conducted as per para 3 above and upon considerations of reports of other auditors read with para 6 below, nothing further has come to our attention that causes us to believe that the accompanying Statement, prepared in accordance with recognition and measurement principles laid down in the applicable Indian Accounting Standards i.e. 'Ind AS' prescribed under Section 133 of the Act, read with relevant Rules issued thereunder and other recognized accounting practices and policies has not disclosed the information required to be disclosed in terms of the Listing Regulation including the manner in which it is to be disclosed, or that it contains any material misstatement.

Material Uncertainty on Going Concern

6. We draw attention to Note - 4 of the Statement highlighting that due to below par performance of its Engineering Division the Parent is currently facing liquidity issues towards clearing of statutory dues, vendor payments and loans of the Engineering Division. The Parent's net worth is also substantially reduced, and the current liabilities exceed the current assets by Rs. 6,246 lakhs as at September 30, 2019.

All the above facts indicate material uncertainty as to the Parent's ability to continue as a going concern. The said note also indicates the Parent's future plans to mitigate these uncertainties with regard to its going concern.

Our conclusion is not modified in respect of this matter.

Other Matters:

7. We did not review the unaudited quarterly financial results of 6 subsidiaries, whose reviewed quarterly standalone financial results reflect total asset of Rs. 48.00 lakh as at September 30, 2019; total revenue of Rs. 6.96 lakh and Rs. 14.20 lakh for the quarter and half year ended September 30, 2019, respectively; profit after tax of Rs. 0.50 lakh and Rs. 0.07 lakh for the quarter and half year ended



SS KOTHARI MEHTA
& COMPANY
CHARTERED ACCOUNTANTS


September 30, 2019 respectively and total comprehensive income of Rs. 0.50 lakh and Rs. 0.07 lakh for the quarter and half year ended September 30, 2019, respectively, and net cash inflow of Rs. 4.36 lakh for the half year ended September 30, 2019, as considered in this statement, have been reviewed by other auditors. The Independent auditor's report on interim financial result of these subsidiaries have been furnished to us by the management and our conclusion on the statement, in so far as it relates to the amounts and disclosures in respect of these subsidiaries is based solely on the report of such auditors and procedures performed by us as stated in paragraph 3 above.

8. We did not review the unaudited consolidated financial results of one Jointly controlled entity, wherein Group's, share of profit including other comprehensive loss of Rs. 215 lakhs and Rs. 337 lakhs for the quarter and half year ended September 30, 2019, respectively. An independent auditor's report on interim financial result of this joint venture has been furnished to us by the management and our conclusion on the statement, in so far as it relates to the amounts and disclosures in respect of this joint venture is based solely on the report of such auditors and procedures performed by us as stated in paragraph 3 above.
9. We did not review the unaudited financial results of 3 subsidiaries of the jointly controlled entity, wherein Group's share of loss including other comprehensive income of Rs. 10 lakh and Rs. 10 lakhs for the quarter and half year ended September 30, 2019 as considered in this Statement. Our report, to the extent it concerns these entities on the unaudited quarterly consolidated financial results is based solely on the management certified results. These 3 subsidiaries of the jointly controlled entity are not material to the Group.

Our conclusion on the Statement is not modified in respect of above matters.

10. The review of the unaudited quarterly and year to date consolidated financial results for the period April 1, 2018 to September 30, 2018 and audit of the financial statements for the year ended March 31, 2019 & review of unaudited financial results for the quarter ended June 30, 2019 was carried out and reported by BSR & Co, LLP who have expressed their unmodified conclusion and modified opinion/conclusion vide their report dated November 13, 2018 and August 12, 2019 respectively. Our conclusion is not modified in respect of this matter.

For S. S. Kothari Mehta & Company
Chartered Accountants
Firm Registration No: 000756N



Sunil Wahal

SUNIL WAHAL
Partner
Membership No: 087294

Place: New Delhi
Dated: November 14, 2019
UDIN : 19087294AAAAJF7760

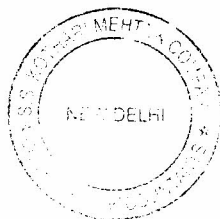
DCM LIMITED

Regd. Office: Vikrant Tower, 4 Rajendra Place, New Delhi - 110 008

CIN: L74899DL1889PLC000004 E-mail: investors@dcm.in Phone: 01-25719967

STATEMENT OF UNAUDITED CONSOLIDATED FINANCIAL RESULTS FOR THE QUARTER AND HALF YEAR ENDED SEPTEMBER 30, 2019

		(Rupees in Lacs)					
S. No.	Particulars	For the quarter ended			For the half year ended		For the year ended
		September 30, 2019	June 30, 2019	September 30, 2018	September 30, 2019	September 30, 2018	March 31, 2019
		Unaudited (Refer note 3)	Unaudited (Refer note 3)	Unaudited (Refer note 3)	Unaudited (Refer note 3)	Unaudited (Refer note 3)	Audited (Refer note 3)
1	Revenue						
	(a) Revenue from operations	7,135	8,928	8,470	16,063	20,098	43,255
	(b) Other income	1,694	821	171	2,515	246	351
	Total income	8,829	9,749	8,641	18,578	20,344	43,606
2	Expenses						
	(a) Cost of materials consumed	2,418	2,663	3,301	5,081	7,841	16,540
	(b) Cost of rights in flats	255	-	-	255	-	-
	(c) Changes in inventories of finished goods and work in progress	168	1,019	(375)	1,187	(820)	(1,575)
	(d) Employee benefits expense	2,241	2,355	2,359	4,596	4,937	10,558
	(e) Finance costs	347	316	323	663	665	1,312
	(f) Depreciation and amortization expense	347	427	469	774	896	1,743
	(g) Other expenses	2,504	4,124	4,136	6,628	9,112	19,389
	Total expenses	8,280	10,904	10,213	19,184	22,631	47,967
3	Profit/(loss) before tax and share of profit/(loss) of equity accounted investee	549	(1,155)	(1,572)	(606)	(2,287)	(4,361)
4	Share of loss of equity accounted investee	(225)	(122)	(82)	(347)	(95)	(227)
5	Profit/(loss) before tax	324	(1,277)	(1,654)	(953)	(2,382)	(4,588)
6	Tax expense						
	Current tax	156	-	93	156	168	80
	Total tax expense	156	-	93	156	168	80
7	Profit/(loss) for the period from continuing operations	168	(1,277)	(1,747)	(1,109)	(2,550)	(4,668)
8	Profit/(loss) before tax for the period - discontinued operations	-	-	2,049	-	3,025	4,641
9	Income tax relating to discontinued operations	-	-	-	-	-	-
10	Profit/(loss) after tax for the period - discontinued operations	-	-	2,049	-	3,025	4,641
11	Profit/(loss) for the period	168	(1,277)	302	(1,109)	475	(27)
12	Other comprehensive income						
	(a) Items that will not be reclassified to profit or loss						
	Re-measurement (losses)/ gains of defined benefit obligations (net of tax)	(4)	(4)	8	(8)	20	(16)
	(b) Items that will be reclassified to profit or loss						
	Exchange difference in translating financial statements of foreign operations (net of tax)	17	(1)	24	16	68	44
13	Total comprehensive income for the period	181	(1,282)	334	(1,101)	563	1
14	Paid up equity share capital (Face value Rs. 10/- each)	1,867	1,867	1,867	1,867	1,867	1,867
15	Other equity						15,796
16	Earnings/ (loss) per equity share (EPS) of Rs. 10/- each (not annualised)						
	Basic and diluted - from continuing operations	0.90	(6.84)	(9.36)	(5.94)	(13.66)	(25.00)
	Basic and diluted - from discontinued operations	-	-	10.97	-	16.20	24.85
	Basic and diluted	0.90	(6.84)	1.62	(5.94)	2.54	(0.15)



DCM LIMITED



Regd. Office: Vikrant Tower, 4 Rajendra Place, New Delhi - 110 008

CIN: L74899DL1889PLC000004 E-mail: investors@dcm.in Phone: 011-25719967

STATEMENT OF UNAUDITED CONSOLIDATED ASSETS AND LIABILITIES AS AT SEPTEMBER 30, 2019

(Rupees in Lacs)

Particulars	As at	
	September 30, 2019	March 31, 2019
	Unaudited (refer note 3)	Audited
ASSETS		
Non-current assets		
Property, plant and equipment	6,348	17,221
Capital work-in progress	7	86
Right to use assets	292	39
Intangible assets	43	
Financial assets		
(i) Investments	861	1,204
(ii) Loans	664	1,031
(iii) Other financial assets	100	141
Deferred tax assets (net)	-	-
Non-current tax assets (net)	531	631
Other non-current assets	1,473	1,934
Total non-current assets	10,319	22,287
Current assets		
Inventories	1,664	21,154
Financial assets		
(i) Trade receivables	1,985	9,823
(ii) Cash and cash equivalents	1,348	1,409
(iii) Bank balances other than (ii) above	339	254
(iv) Loans	42	48
(v) Other financial assets	254	192
Current tax assets (net)	10	17
Other current assets	240	1,709
Assets held for sale	212	213
Total current assets	6,094	34,819
Total assets	16,413	57,106
EQUITY AND LIABILITIES		
Equity		
Equity share capital	1,868	1,867
Other equity	(233)	15,797
Total equity	1,635	17,664
Liabilities		
Non-current liabilities		
Financial liabilities		
(i) Borrowings	323	5,994
(ii) Other financial liabilities	829	654
Provisions	1,286	1,933
Total non-current liabilities	2,438	8,581
Current liabilities		
Financial liabilities		
(i) Borrowings	2,973	15,237
(ii) Trade payables		
Total outstanding dues of micro enterprises and small enterprises	1,842	2,085
Total outstanding dues of creditors other than micro enterprises and small enterprises	4,195	5,926
(iii) Other financial liabilities	2,282	5,744
Other current liabilities	537	1,353
Provisions	230	391
Current tax liabilities (net)	281	125
Total current liabilities	12,340	30,861
Total equity and liabilities	16,413	57,106



DCM Limited

Consolidated Cash flow statement for the year ended September 30, 2019

Particulars	Amount (Rs. Lacs)	
	For the half year ended September 30, 2019	For the half year ended September 30, 2018
	Unaudited (refer note 3)	Unaudited
Cash flow from operating activities		
Profit before taxation - continuing operations	(953)	(2,382)
Profit before taxation - discontinued operations	-	3,025
Adjustments for :		
Depreciation and amortisation expense	774	1,762
(Profit)/ loss on sale of property, plant and equipment (net)	(2,345)	(2)
Liabilities no longer required written back	-	136
Unrealised foreign exchange difference	16	86
Interest income	(51)	(158)
Unwinding of discount on security deposits	(1)	-
Finance cost	663	1,372
Finance lease income	(6)	(9)
Allowance/ (reversal) of expected credit loss	(5)	(41)
Loss on finance lease cancellation	-	11
Remeasurement of revenue to finance income and lease receivable	44	67
Share of loss in jointly controlled entity	347	95
Operating cash flow before working capital changes	(1,517)	3,962
Changes in assets and liabilities		
(Increase) in inventories	2,546	10,996
(Increase)/decrease in trade receivables	1,271	(975)
(Increase)/decrease in loans	15	(92)
(Increase)/ decrease in other financial assets	(91)	429
(Increase) in other assets	316	795
Increase/ (decrease) in trade payable	(903)	(2,322)
(decrease) in provisions	(23)	(12)
Increase in financial liabilities	1,148	260
Increase/(decrease) in other liabilities	(819)	168
Cash generated from operations	1,943	13,209
Income-taxes (paid)/ refund	107	229
Net cash generated from operating activities (A)	2,050	13,438
Cash flow from investing activities		
Purchase of property, plant and equipment	(115)	(355)
Net proceeds of sale of rights in flats	-	-
Purchase of intangible assets	(13)	(2)
Net proceeds of property, plant and equipment	1,443	9
Interest received	26	134
Deposits (made)/ matured not considered as cash and cash equivalents	(106)	60
Net cash generated from/ (used) in investing activities (B)	1,235	(154)
Cash flow from financing activities		
Repayment of borrowings	(467)	(1,386)
Net Proceeds from borrowings	-	167
Changes in working capital borrowings	(587)	(10,959)
Payment towards lease liability	(40)	-
Interest paid	(638)	(1,386)
Net cash (used) in financing activities (C)	(1,732)	(13,564)
Net cash flows [increase/(decrease)] during the year (A+B+C)	1,553	(280)
Impact of exchange rate change on cash and cash equivalent		
Cash and cash equivalents at the beginning of the year	872	872
Cash and cash equivalents transferred on demerger of DCM Nouvelle Limited	(1,012)	-
Cash and cash equivalents at the end of the year	1,413	592
Components of cash and cash equivalents		
Cash on hand	26	13
Balances with scheduled banks:		
- Current accounts	1,289	287
- Deposit accounts	98	292
Cash and cash equivalents at the end of the year	1,413	592



DCM LIMITED


Notes:

1. Consolidated segment wise information for the quarter and half year ended September 30, 2019

S. No.	Particulars	For the quarter ended			For the half year ended		(Rupees in Lacs)
		September 30, 2019	June 30, 2019	September 30, 2018	September 30, 2019	September 30, 2018	For the year ended
		Unaudited	Unaudited	Unaudited	Unaudited	Unaudited	Audited
1	Segment revenue						
	a) IT Services	1,184	1,232	1,032	2,416	2,175	4,379
	b) Real Estate	851	-	-	851	-	-
	c) Grey Iron Casting	5,100	7,696	7,438	12,796	17,923	38,876
	d) Others	-	-	-	-	-	-
	Total	7,135	8,928	8,470	16,063	20,098	43,255
	Less : Inter segment revenues	-	-	-	-	-	-
	Net revenue from operations	7,135	8,928	8,470	16,063	20,098	43,255
2	Segment revenue - discontinued operations						
	a) Textile *	-	-	16,866	-	33,016	66,749
	Net revenue from operations	7,135	8,928	25,336	16,063	53,114	110,004
3	Segment results (Profit/(loss) before tax and interest from ordinary activities)						
	a) IT Services	90	49	34	139	82	148
	b) Real Estate	595	-	-	595	-	-
	c) Grey Iron Casting	(1,330)	(1,109)	(1,047)	(2,439)	(1,206)	(1,841)
	d) Others	(7)	(7)	(7)	(14)	(14)	(30)
	Total	(652)	(1,067)	(1,020)	(1,719)	(1,138)	(1,723)
	Less : I) Finance costs	(347)	(316)	(323)	(663)	(665)	(1,312)
	: II) Un-allocable expenditure net of un-allocable income/(expenditure)	1,548	228	(229)	1,776	(484)	(1,326)
	Share of loss of equity accounted investee	(225)	(122)	(82)	(347)	(95)	(227)
	Profit/(loss) before tax	324	(1,277)	(1,654)	(953)	(2,382)	(4,588)
4	Profit before tax from discontinued operations						
	a) Textile *	-	-	2,049	-	3,025	4,641
	Profit/(loss) before tax	324	(1,277)	395	(953)	643	53
5	Segment assets						
	a) Textile *	-	-	27,225	-	27,225	35,758
	b) IT Services	2,073	1,670	2,304	2,073	2,304	2,092
	c) Real Estate	25	25	25	25	25	25
	d) Grey Iron Casting	9,623	13,245	14,955	9,623	14,955	14,256
	e) Others	48	360	363	48	363	363
	Total segment assets	11,769	15,300	44,872	11,769	44,872	52,494
	Others un-allocated	4,644	4,964	4,608	4,644	4,608	4,612
	Total assets	16,413	20,264	49,480	16,413	49,480	57,106
6	Segment liabilities						
	a) Textile *	-	-	3,105	-	3,105	3,226
	b) IT Services	970	874	454	970	454	495
	c) Real Estate	23	23	23	23	23	23
	d) Grey Iron Casting	8,514	9,720	9,329	8,514	9,329	9,592
	e) Others	5	6	5	5	5	6
	Total segment liabilities	9,512	10,623	12,916	9,512	12,916	13,342
	Others un-allocated (excluding borrowings)	978	2,056	1,591	978	1,591	1,159
	Total liabilities	10,490	12,679	14,507	10,490	14,507	14,501

* Refer Note 3

(Continued.....)



Notes:

2. This Statement has been prepared in accordance with the Companies (Indian Accounting Standards) Rules, 2015 (Ind AS), prescribed under Section 133 of the Companies Act, 2013, and other recognised accounting practices and policies to the extent applicable.
3. The National Company Law Tribunal ("NCLT"), vide its order dated 1 May 2019, has approved the Scheme of Arrangement ("the Scheme") between DCM Limited and DCM Nouvelle Limited, for the demerger of the Textile Division of DCM Limited, on a going concern basis with effect from 1 April 2019 (i.e. the appointed date). Consequently, the assets and liabilities aggregating Rs. 35,758 lacs and Rs. 20,833 lacs respectively, of the Textile Division of DCM Limited have been transferred with effect from the aforesaid appointed date to DCM Nouvelle Limited at their carrying values, determined in accordance with the Companies (Indian Accounting Standards) Rules, 2015 (IND AS) prescribed under Section 133 of the Companies Act, 2013 and other accounting principles generally accepted in India and the net assets aggregating Rs. 14,925 lacs is debited to 'Other Equity'. Pursuant to the aforesaid scheme, the entire share capital held by DCM Limited as on effective date (01 April 2019) in DCM Nouvelle Limited has been cancelled.

Consequently, the financial results for the quarter and half year ended September 30, 2019 exclude the Textile Division and hence, are not comparable with the previous periods.

Following is the performa information for the Group (excluding Textile Division) to indicate comparison with the previous periods:

S. No.	Particulars	Quarter Ended			Half year ended		Year Ended
		September 30, 2019	June 30, 2019	September 30, 2018	September 30, 2019	September 30, 2018	March 31, 2019
1	Total Income	8,829	9,749	8,641	18,578	20,344	43,606
2	Total Expenses	8,280	10,904	10,213	19,184	22,631	47,967
3	(Loss) before tax	324	(1,277)	(1,654)	(953)	(2,382)	(4,588)
4	(Loss) after tax	168	(1,277)	(1,747)	(1,109)	(2,550)	(4,668)
5	Total comprehensive income	181	(1,282)	(1,715)	(1,101)	(2,462)	(4,640)
6	Earnings per share (Rs.) (not annualized)	0.90	(6.84)	(9.36)	(5.94)	(13.66)	(25.00)

4. Due to the poor performance of its Engineering Division the Company is currently facing liquidity issues towards clearing of statutory dues, vendor payments and loans of the Engineering Division. The Company's net worth is substantially reduced and the current liabilities exceed the current assets by Rs. 6,246 lakh as at September 30, 2019.

During the current quarter, the Company has transferred its IT Division to one of its wholly owned subsidiary.

However, the management believes that the Company will be able to continue its operations on a going concern basis, by infusing liquidity in the system by monetizing other surplus assets and also focusing on the business strategy and future operating plans of the existing businesses, including proposal of strategic partnership for "capital and technology", which would help sustain the business operations and its growth.

Accordingly, the financial results have been prepared on a going concern basis.




5. Effective 01 April 2019, the Group has adopted IND AS 116 “Leases” using modified retrospective approach. This has resulted in recognizing right of use assets and lease liability as on 1 April 2019. The adoption of the Standard did not have any material impact on the financial results of the Group.
6. The unaudited consolidated financial results for the quarter and half year ended September 30, 2019 and September 30, 2018, for the quarter ended June 30, 2019 and audited consolidated financial results for the quarter and year ended March 31, 2019 have been prepared by the Group in accordance with the requirements of Ind AS 110 “Consolidated Financial Statements”, Ind AS 111 “Joint Arrangements” and Ind AS 28 “Investments in Associates and Joint Ventures”, as specified under Section 133 of the Companies Act, 2013, read with the Companies (Indian Accounting Standards) Rules, 2015 and on the basis of the separate unaudited financial results of the Parent Company, its subsidiaries, its trust and jointly controlled entity and subsidiaries of the jointly controlled entity.

The unaudited financial results of 7 subsidiaries namely DCM Infotech Limited (Formerly known as DCM Realty Investment & Consulting Limited), DCM Data Systems Limited, DCM Finance & Leasing Limited, DCM Textiles Limited, DCM Engineering Limited (Formerly known as DCM Tools & Dies Limited), DCM Realty and Infrastructure Limited and trust (treated as subsidiary for consolidation purpose) namely DCM Engineering Products Educational society have been consolidated and 6 are reviewed by their respective auditors and the same have been relied upon by the statutory auditors of the Parent Company.

7. The unaudited standalone financial results are available on the Company’s website www.dcm.in. The particulars in respect of standalone results are as under:

(Rs. in lacs)



Particulars	September 30, 2019	June 30, 2019	September 30, 2018	September 30, 2019	September 30, 2018	March 31, 2019
Revenue from operations	5,100	7,696	7,438	12,796	17,923	38,876
Profit/(loss) for the period from continuing operations	(166)	(1,192)	(1,718)	(1,358)	(2,568)	(4,618)
Profit/(loss) after tax for the period - discontinued operations	107	37	2,100	144	3,137	4,818
Net profit/(loss)	(59)	(1,155)	382	(1,214)	569	200
Total comprehensive income	(61)	(1,160)	414	(1,221)	657	228
Profit before interest, depreciation and tax (PBIDT)	601	(442)	1,168	159	2,117	3,226
Cash profit/ (loss)	265	(747)	845	(482)	1,453	1,918



8. The above results have been reviewed by the Audit Committee and approved by the Board of Directors at its meeting held on November 14, 2019. The limited review report of the Statutory Auditors is being filed with the BSE Ltd and National Stock Exchange of India Ltd. For more details on the standalone results, visit Company's website www.dcm.in and Financial Results under Corporates section of www.nseindia.com and www.bseindia.com.

Place: New Delhi
Date: November 14, 2019

For and on behalf of the Board




Dr. Vinay Bharat Ram
Chairman
DIN: 00052826



Annexure -II

Information as per SEBI Circular No. CIR/CFD/CMD/4/2015 dated September 9, 2015 read with Regulation 30 - Para A of Part A of Schedule III of SEBI (Listing Obligations & Disclosure Requirements) Regulations, 2015, as amended from time to time

Sr. No.	Particulars	Details
1	Reason for change viz. appointment, resignation, removal death or otherwise	Appointment
2	Date of appointment/ cessation (as applicable) and term of appointment	Appointed for a period of 5 consecutive years w.e.f. November 14, 2019
3	Brief profile	<p>Dr. Kavita A Sharma holds Ph.D. degree in English from the University of Delhi. She is also LLM from the University of British Columbia, Canada.</p> <p>She started teaching in 1971 in Delhi University's Hindu College and became its Principal in 1998 and served there till 2008 thereafter she took up another challenging assignment as Director of India International Centre, New Delhi.</p> <p>She has published a number of books including Internationalisation of Education, Sixty Years of University Grants Commission, Hindu College, Delhi- A People's Movement and The Windmills of the Mind etc.</p> <p>She has widely travelled around the world and also been an Honorary Visiting Lecturer at Tokyo's Women's Christian College and University of Indonesia. She is associated with many professional organisations including English Association, Indian Association of Canadian Studies, Indian Law Institute and Indian History Congress. Through her teaching, publications and association with many professional institutions she is an active contributor in the field of higher education.</p> <p>She was conferred the Indira Gandhi Sadbhavana Award by the National</p>



		Integration and Economic Council in 2005. She has been the Founder President of Parent's Forum for Meaningful Education.
4	Disclosure of relationship between Directors (in case of appointment of a director)	N.A.

