

Date:- October 30, 2024

**BSE Limited**  
Department of Corporate Affairs  
Phiroze Jeejeebhoy Towers,  
Dalal Street, Fort,  
Mumbai - 400 001

**National Stock Exchange of India Limited**  
Exchange Plaza, 5<sup>th</sup> Floor,  
Plot No:- C/1, G Block  
Bandra Kurla Complex,  
Mumbai- 400 051

**BSE Scrip Code:- 531892**

**NSE Symbol:- KHANDSE**

Dear Sir,

**Sub: Outcome of Board Meeting held on Wednesday, 30<sup>th</sup> October 2024**

**Ref:- Regulation 30 of SEBI (Listing Obligations & Disclosure Requirements) Regulations, 2015**

This is to inform you that in the meeting of the Board of Directors held on Wednesday, 30<sup>th</sup> October 2024 at its Registered Office of the Company, the Board inter-alia has considered and approved:

- (a) Un-audited Financial Results (Standalone and Consolidated) of the Company for the quarter and half year ended September 30, 2024.

The copy of the aforesaid Financial Results along with Limited Review Report has been enclosed herewith.

The said meeting of the Board was commenced at 12.30 p.m. and concluded at 1.00 p.m.

Kindly take the same in your records.

Thanking you.

**For Khandwala Securities Limited**



**Abhishek Joshi**  
Company Secretary and Compliance Officer



**STATEMENT OF STANDALONE UNAUDITED FINANCIAL RESULTS FOR THE QUARTER AND HALF YEAR ENDED SEPTEMBER 30, 2024**

Sr. No.	Particulars	(Rs. In Lakhs)					
		Quarter Ended			Half Yearly Ended		Year Ended
		30.09.2024 (Unaudited)	30.06.2024 (Unaudited)	30.09.2023 (Unaudited)	30.09.2024 (Unaudited)	30.09.2023 (Unaudited)	31.03.2024 (Audited)
1	Revenue from Operations	313.71	252.06	160.10	565.78	353.12	851.70
2	Other Income	481.34	5.55	4.22	486.90	9.70	18.39
3	<b>Total ( 1 + 2 )</b>	<b>795.06</b>	<b>257.61</b>	<b>164.32</b>	<b>1,052.67</b>	<b>362.82</b>	<b>870.09</b>
4	<b>Expenses</b>						
a	Cost of materials consumed	-	-	-	-	-	-
b	Purchases of Stock-in-Trade	-	-	-	-	-	-
c	Changes in inventories of finished goods work-in-progress and Stock-in-Trade	1.09	1.22	1.23	2.30	1.23	3.33
d	Employee benefits expense	73.74	71.99	57.20	145.73	112.52	256.08
e	Finance Cost	1.95	4.93	10.04	6.88	16.37	27.16
f	Depreciation and amortization expense	6.64	9.73	6.55	16.37	11.41	31.34
g	Other Expenses	689.13	123.03	78.28	812.16	196.29	535.80
	<b>Total Expenses</b>	<b>772.55</b>	<b>210.89</b>	<b>153.30</b>	<b>983.44</b>	<b>337.82</b>	<b>853.70</b>
5	<b>Profit / (Loss) before Exceptional and Extraordinary Items and Tax</b>	<b>22.51</b>	<b>46.72</b>	<b>11.02</b>	<b>69.23</b>	<b>25.00</b>	<b>16.40</b>
6	Exceptional Items	-	-	-	-	-	-
7	<b>Profit / (Loss) before Extraordinary Items and Tax</b>	<b>22.51</b>	<b>46.72</b>	<b>11.02</b>	<b>69.23</b>	<b>25.00</b>	<b>16.40</b>
8	Extraordinary Items	-	-	-	-	-	-
9	<b>Profit / (Loss) before Tax ( 7 - 8 )</b>	<b>22.51</b>	<b>46.72</b>	<b>11.02</b>	<b>69.23</b>	<b>25.00</b>	<b>16.40</b>
10	<b>Tax Expenses</b>						
	Current tax	-	-	-	-	-	2.56
	Deferred tax	(1.11)	(1.11)	-	(2.22)	0.15	(3.57)
	<b>Total Tax Expenses</b>	<b>(1.11)</b>	<b>(1.11)</b>	<b>-</b>	<b>(2.22)</b>	<b>0.15</b>	<b>(1.01)</b>
11	<b>Profit / (Loss) for the period from continuing operations ( 9-10 )</b>	<b>23.62</b>	<b>47.83</b>	<b>11.02</b>	<b>71.45</b>	<b>24.85</b>	<b>17.41</b>
12	Profit / (Loss) from discontinuing operations	-	-	-	-	-	-
13	Tax expense of discontinuing operations	-	-	-	-	-	-
14	<b>Profit / (Loss) from Discontinuing operations (after tax) (12-13)</b>	<b>-</b>	<b>-</b>	<b>-</b>	<b>-</b>	<b>-</b>	<b>-</b>
15	<b>Profit / (Loss) for the period (11 + 14)</b>	<b>23.62</b>	<b>47.83</b>	<b>11.02</b>	<b>71.45</b>	<b>24.85</b>	<b>17.41</b>
16	<b>Other Comprehensive Income</b>						
	A) - Amount of item that will not be reclassified to Profit and loss	-	-	-	-	-	(0.18)
	- Income tax relating to items that will not be reclassified to profit and loss	-	-	-	-	-	-
	B) - Amount of item that will not be reclassified to Profit and loss	-	-	-	-	-	-
	- Income tax relating to items that will not be reclassified to profit and loss	-	-	-	-	-	-
17	<b>Total Comprehensive Income for the period (15+16) ( Comprising Profit/(Loss) and other Comprehensive Income for the period)</b>	<b>23.62</b>	<b>47.83</b>	<b>11.02</b>	<b>71.45</b>	<b>24.85</b>	<b>17.23</b>
18	Paid-Up Equity Share Capital (Face Value Rs. 10/- Per Share)	1,525.38	1,525.38	1,525.38	1,525.38	1,525.38	1,525.38
19	Reserves excluding Revaluation Reserve	-	-	-	-	-	1,505.43
20	<b>Earning Per Share before Extraordinary Items</b>						
a)	Basic	0.15	0.31	0.07	0.47	0.16	0.11
b)	Diluted	0.15	0.31	0.07	0.47	0.16	0.11
21	<b>Earning Per Share after Extraordinary Items</b>						
a)	Basic	0.15	0.31	0.07	0.47	0.16	0.11
b)	Diluted	0.15	0.31	0.07	0.47	0.16	0.11



**STANDALONE UNAUDITED SEGMENT WISE REVENUE, RESULTS AND CAPITAL EMPLOYED FOR QUARTER AND HALF YEAR ENDED SEPTEMBER 30, 2024**
*(Rs. In Lakhs)*

Sr. No.	Particulars	Quarter Ended			Half Year Ended		Year Ended
		30.09.2024 (Unaudited)	30.06.2024 (Unaudited)	30.09.2023 (Unaudited)	30.09.2024 (Unaudited)	30.09.2023 (Unaudited)	31.03.2024 (Audited)
<b>1</b>	<b>Segment Revenue</b>						
a)	Investment / Stock Operations	13.49	33.31	3.03	46.80	16.27	34.53
b)	Feebased Operations	300.22	218.76	157.07	518.98	336.85	817.17
c)	Other Unallocated Revenue	481.34	5.55	4.22	486.90	9.70	18.39
	<b>Total</b>	<b>795.06</b>	<b>257.61</b>	<b>164.32</b>	<b>1,052.67</b>	<b>362.82</b>	<b>870.09</b>
	Less : Intersegment Revenue	-	-	-	-	-	-
	<b>Net Income / (Loss) from operations</b>	<b>795.06</b>	<b>257.61</b>	<b>164.32</b>	<b>1,052.67</b>	<b>362.82</b>	<b>870.09</b>
<b>2</b>	<b>Segment Results Profit/ (loss) before interest and tax</b>						
a)	Investment / Stock Operations	10.08	26.14	(0.72)	36.22	10.19	16.70
b)	Feebased Operations	(405.02)	71.23	58.28	(333.79)	109.39	160.06
	<b>Total</b>	<b>(394.94)</b>	<b>97.37</b>	<b>57.56</b>	<b>(297.57)</b>	<b>119.59</b>	<b>176.76</b>
	Less : Interest	1.95	4.93	10.04	6.88	16.37	27.16
	Other unallocable Expenditure net of unallocable revenue	419.40	(45.72)	(36.50)	373.68	(78.22)	(133.21)
	<b>Total Net profit/ (Loss) before Tax</b>	<b>22.51</b>	<b>46.72</b>	<b>11.02</b>	<b>69.23</b>	<b>25.00</b>	<b>16.40</b>
<b>3</b>	<b>Segment Assets</b>						
a)	Investment / Stock Operations	420.59	404.99	435.09	420.59	435.09	402.03
b)	Feebased Operations	3,265.99	2,823.88	2,390.56	3,265.99	2,390.56	2,385.60
c)	Unallocated	1,450.55	1,938.66	1,874.63	1,450.55	1,874.63	2,035.48
	<b>Total Assets</b>	<b>5,137.13</b>	<b>5,167.53</b>	<b>4,700.29</b>	<b>5,137.13</b>	<b>4,700.29</b>	<b>4,823.11</b>
<b>4</b>	<b>Segment Liabilities</b>						
a)	Investment / Stock Operations	0.02	0.02	0.01	0.02	0.01	0.02
b)	Feebased Operations	1,748.93	1,967.26	1,334.18	1,748.93	1,334.18	1,561.85
c)	Unallocated	244.56	74.48	118.82	244.56	118.82	83.63
	<b>Total Liabilities</b>	<b>1,993.52</b>	<b>2,041.77</b>	<b>1,453.02</b>	<b>1,993.52</b>	<b>1,453.02</b>	<b>1,645.50</b>
<b>5</b>	<b>Capital Employed (Segment Assets- Segment Liabilities)</b>						
a)	Investment / Stock Operations	420.57	404.97	435.08	420.57	435.08	402.00
b)	Feebased Operations	1,517.06	856.62	1,056.38	1,517.06	1,056.38	823.75
c)	Unallocated	1,205.99	1,864.18	1,755.81	1,205.99	1,755.81	1,951.86
	<b>Total Capital Employed</b>	<b>3,143.62</b>	<b>3,125.76</b>	<b>3,247.27</b>	<b>3,143.62</b>	<b>3,247.27</b>	<b>3,177.60</b>



**STANDALONE STATEMENT OF ASSETS & LAIBILITIES AS ON 30TH SEPTEMBER 2024**
*(Rs. in lakhs)*

Particulars	As At	As At
	September 30, 2024 (Unaudited)	March 31, 2024 (Audited)
<b>A ASSETS</b>		
<b>(1) Non Current Assets</b>		
(a) Property, Plant and Equipment	95.29	531.35
(b) Intangible assets	19.40	22.46
(c) Financial Assets		
(i) Investments	337.55	357.19
(ii) Loans	2,309.02	2,020.94
(iii) Others	216.69	216.69
(d) Deferred tax assets (net)	36.49	34.27
(e) Other non-current assets	10.10	10.10
	<b>3,024.54</b>	<b>3,192.99</b>
<b>(2) Current Assets</b>		
Financial Assests		
(i) Investments	1,012.50	287.29
(ii) Trade receivables	405.96	664.73
(iii) Cash and cash equivalents	0.78	5.56
(iv) Bank balances other than (iii) above	248.09	60.37
(v) Loans	337.62	514.41
(vi) Other current assets	107.65	97.75
	<b>2,112.59</b>	<b>1,630.12</b>
<b>Total Assets</b>	<b>5,137.13</b>	<b>4,823.11</b>
<b>B EQUITY AND LIABILITIES</b>		
<b>(1) Equity</b>		
(a) Equity Share Capital	1,525.38	1,525.38
(b) Other Equity	1,576.88	1,505.43
<b>Total Equity</b>	<b>3,102.26</b>	<b>3,030.81</b>
<b>(2) Non Current Liabilities</b>		
(a) Financial Liabilities		
(i) Borrowings	41.36	146.80
(b) Provisions	15.69	15.69
(c) Other non-current liabilities	4.56	4.56
<b>Total Non Current Liabilities</b>	<b>61.61</b>	<b>167.05</b>
<b>(3) Current Liabilities</b>		
(a) Financial Liabilities		
(i) Trade payables	1,877.69	1,565.59
(b) Other current liabilities	95.58	59.66
	<b>1,973.27</b>	<b>1,625.26</b>
<b>Total Equity And Liabilities</b>	<b>5,137.13</b>	<b>4,823.11</b>



**STANDALONE CASH FLOW STATEMENT**
*(Rs. in Lakhs)*

Particulars	For the Half Year Ended September 30, 2024 (Unaudited)		For the Half Year Ended September 30, 2023 (Unaudited)	
<b>A. Cash flow from operational activities</b>				
Net (Loss)/Profit before tax adjusted for prior period items and excess provisions for tax written back		69.23		25.00
Adjustments for:				
Depreciation	16.37		11.41	
Interest Income	(11.25)		(7.35)	
Finance Cost	6.88		16.37	
Unrealised Gains On Mark to Market of F&O Stock	-		-	
Provision for Diminution in investments/ Stock	2.30		1.23	
Sundry Debit Balance written off	407.53		-	
Sundry Credit Balance Written Back	-		-	
Dividend Income	(0.95)		(0.80)	
		420.88		60.86
Operating profit before working capital changes		490.11		85.85
Adjustments for:				
Inventories	(40.51)		9.54	
Trade Receivables & Other Receivables	(269.96)		(762.52)	
Current Liabilities & Provision	348.01	37.55	305.86	(447.13)
Cash generated from operations		527.66		(361.27)
Direct taxes Refunded / (paid)	-	-	-	-
Net cash (used in) / generated from operating activities		527.66		(361.27)
<b>B. Cash flow from investing activities</b>				
Sale / (Purchase) of fixed assets (Net)	422.75		(4.12)	
Sale/ (Purchase) of Investments (Net of purchase)	19.64		-	
Investment in Fixed Deposit	(687.00)		-	
Interest received	11.25		7.35	
Dividend received	0.95		0.75	
Net cash (used in) / generated from investing activities		(232.41)		3.98
<b>C. Cash flow from financing activities</b>				
(Repayment)/Proceeds from long term borrowings(Net)	(4.24)		(50.39)	
(Repayment)/Proceeds from Shares	-		-	
(Repayment)/Proceeds from short term borrowings(Net)	-		-	
Interest and other Finance charges	(6.88)		(16.37)	
Net cash (used in) / generated from financing activities		(11.12)		(66.76)
Net increase/(decrease) in cash and cash equivalents		284.13		(424.05)
Cash and Cash equivalents (opening balance)	(35.33)		609.47	
Cash and Cash equivalents (closing balance)	248.81		185.42	
		284.13		(424.05)



Notes:

1. The aforesaid unaudited standalone financial results of Khandwala Securities Limited for the quarter and half year ended September 30, 2024 have been reviewed by the Audit Committee and subsequently approved by the Board of Directors at its meeting held on October 30, 2024. This statement is as per Regulation 33 of the SEBI (Listing Obligations and Disclosure Requirements) Regulations, 2015, as amended.
2. The statutory auditors have carried out the limited review report on the aforesaid standalone financial results for the quarter and half year ended September 30, 2024.
3. These unaudited standalone financial results have been prepared in accordance with the Indian Accounting Standards (IND AS) as notified by the Ministry of Corporate Affairs and prescribed under Section 133 of the Companies Act, 2013 read with relevant rules issued thereunder and other accounting principles generally accepted in India.
4. The statement of cash flows for the corresponding period from April 1, 2024 to September 30, 2024, as reported in these unaudited standalone financial results have been approved by the Board of Directors, but have not been subjected to review.
5. Figures of the previous periods have been re-grouped / re-classified wherever considered necessary to make them comparable with the current period's classification.
6. During the quarter, the company has sold one of its fixed assets i.e. immovable property situated at G7, Vikas Building, Ground Floor, Green Street, Fort, Mumbai at an agreed consideration and other mutually agreed terms and conditions. The carrying amount of these assets at the time of sale was 428.02 lakhs. The sale consideration received amounted to INR 900.00 lakhs, resulting in a profit of INR 471.98 lakhs, which has been recognized in the statement of profit and loss under 'other income'. Further, depreciation as per applicable corporate laws was charged up to the date of sale amounting to INR 339.07 lakhs, which has been considered in deriving the carrying amount of the assets disposed.
7. There are certain sundry debtors and advances to the extent of Rs. 407.53 lakhs which are unlikely to be recoverable due to various factors and despite a regular follow up by the Company.

After a lengthy discussion in the board meetings held on time to time in which all factors were considered; it was decided to write off the above mentioned sundry debtors and advances as bad and doubtful debts in view of lack of scope for recovery of these sundry debtors and advances.

**For and on behalf of the Board of Directors**  
**Khandwala Securities Limited**



**Paresh J. Khandwala**  
**(Managing Director)**

Place: Mumbai

Date : October 30, 2024





**Aniket Kulkarni & Associates**  
Chartered Accountants

Office Add. :

507, Lotus Business Park Premises Co. op. Soc. Ltd.,  
Ram Baug Lane, OFF SV Road, Malad (West), Mumbai – 400 064.  
Tel: 022-28801151 \* Email : aniketkik@gmail.com  
Website : www.aniketkulkarni.in



**Limited Review Report on the Standalone Unaudited Financial Results of the Company for the quarter and half year ended on September 30, 2024 pursuant to the Regulation 33 of the SEBI (Listing Obligations and Disclosure Requirements) Regulations, 2015, as amended.**

Review Report to,  
The Board of Directors  
**Khandwala Securities Limited**  
Mumbai.

- 1) We have reviewed the accompanying statement of Unaudited Standalone Financial result of **Khandwala Securities Limited** (“the Company”) for the quarter and half year ended 30<sup>th</sup> September 2024 (“the Statement”) attached herewith, being submitted by the Company pursuant to the requirement of Regulation 33 of the Securities and Exchange Board of India (Listing Obligation and Disclosure Requirements) Regulations 2015, as amended (the “Listing Regulations”). This statement is the responsibility of the Company’s Management and has been approved by the Board of Directors, has been prepared in accordance with the recognition and measurement principles laid down in Indian Accounting Standard 34, (Ind. AS 34) “Interim Financial Reporting” prescribed under Section 133 of the Companies Act, 2013 as amended, read with relevant rules issued thereunder and other accounting principles accepted in India. Our responsibility is to express a conclusion on the Statement based on our review.
- 2) We conducted our review of the Statement in accordance with the Standard on Review Engagement (SRE) 2410, “Review of Interim Financial Information performed by the Independent Auditor of the Entity” issued by the Institute of Chartered Accountants of India. This standard requires that we plan and perform the review to obtain moderate assurance as to whether the financial statements are free of material misstatement. A review is limited primarily to inquiries of Company personnel and analytical procedures applied to financial data and thus provide less assurance than an audit. We have not performed as audit and accordingly, we do not express as audit opinion.

3) Based on our review conducted as above, nothing has come to our attention that causes us to believe that the accompanying statement, prepared in all material respects in accordance with applicable Indian Accounting Standards ('Ind-AS') prescribed under Section 133 of the Companies Act 2013, as amended, read with relevant rules issued thereunder and other recognized accounting practices and policies has not disclosed the information required to be disclosed in term of Regulation 33 of the SEBI (Listing Obligation and Disclosure Requirements) Regulation, 2015, read with relevant circulars issued by SEBI, including the manner in which it is to be disclosed, or that it contains any material misstatement.

For Aniket Kulkarni & Associates  
*Chartered Accountants*  
Firm Registration No. 130521W

Aniket Kulkarni  
Partner  
Membership No: - 127246  
Place: Mumbai  
Date: 29<sup>th</sup> October 2024  
UDIN: 24127246BKAUAD8486



**STATEMENT OF CONSOLIDATED UNAUDITED FINANCIAL RESULTS FOR THE QUARTER AND HALF YEAR ENDED SEPTEMBER 30, 2024**

Sr. No.	Particulars	Quarter Ended			Half Yearly Ended		(Rs. In Lakhs)
		30.09.2024	30.06.2024	30.09.2023	30.09.2024	30.09.2023	31.03.2024
		(Unaudited)	(Unaudited)	(Unaudited)	(Unaudited)	(Unaudited)	(Audited)
1	Revenue from Operations	313.71	252.06	160.10	585.78	353.12	851.70
2	Other Income	481.34	5.55	4.22	486.90	9.70	18.40
3	<b>Total ( 1 + 2 )</b>	<b>795.06</b>	<b>257.62</b>	<b>164.32</b>	<b>1,052.67</b>	<b>362.82</b>	<b>870.10</b>
4	<b>Expenses</b>						
a	Cost of materials consumed	-	-	-	-	-	-
b	Purchases of Stock-in-Trade	-	-	-	-	-	-
c	Changes in inventories of finished goods work-in-progress and Stock-in-Trade	1.09	1.22	1.23	2.30	1.23	3.33
d	Employee benefits expense	73.74	71.99	57.20	145.73	112.52	256.08
e	Finance Cost	1.95	4.93	10.04	6.88	16.37	27.16
f	Depreciation and amortization expense	6.64	9.73	6.55	16.37	11.41	31.34
g	Other Expenses	689.14	123.05	78.28	812.19	196.29	535.82
	<b>Total Expenses</b>	<b>772.55</b>	<b>210.92</b>	<b>153.30</b>	<b>983.47</b>	<b>337.82</b>	<b>853.72</b>
5	<b>Profit / (Loss) before Exceptional and Extraordinary items and Tax</b>	<b>22.51</b>	<b>46.70</b>	<b>11.03</b>	<b>69.21</b>	<b>25.00</b>	<b>16.38</b>
6	Exceptional Items	-	-	-	-	-	-
7	<b>Profit / (Loss) before Extraordinary Items and Tax</b>	<b>22.51</b>	<b>46.70</b>	<b>11.03</b>	<b>69.21</b>	<b>25.00</b>	<b>16.38</b>
8	Extraordinary Items	-	-	-	-	-	-
9	<b>Profit / (Loss) before Tax ( 7 - 8 )</b>	<b>22.51</b>	<b>46.70</b>	<b>11.03</b>	<b>69.21</b>	<b>25.00</b>	<b>16.38</b>
10	<b>Tax Expenses</b>						
	Current tax	-	-	-	-	-	2.56
	Deferred tax	(1.11)	(1.11)	-	(2.22)	0.15	(3.57)
	<b>Total Tax Expenses</b>	<b>(1.11)</b>	<b>(1.11)</b>	<b>-</b>	<b>(2.22)</b>	<b>0.15</b>	<b>(1.01)</b>
11	<b>Profit / (Loss) for the period from continuing operations ( 9-10 )</b>	<b>23.62</b>	<b>47.81</b>	<b>11.03</b>	<b>71.43</b>	<b>24.86</b>	<b>17.39</b>
12	Profit / (Loss) from discontinuing operations	-	-	-	-	-	-
13	Tax expense of discontinuing operations	-	-	-	-	-	-
14	<b>Profit / (Loss) from Discontinuing operations (after tax) (12-13)</b>	<b>-</b>	<b>-</b>	<b>-</b>	<b>-</b>	<b>-</b>	<b>-</b>
15	<b>Profit / (Loss) for the period ( 11 + 14 )</b>	<b>23.62</b>	<b>47.81</b>	<b>11.03</b>	<b>71.43</b>	<b>24.86</b>	<b>17.39</b>
16	<b>Other Comprehensive Income</b>						
	A) - Amount of item that will not be reclassified to Profit and loss	-	-	-	-	-	(0.18)
	- Income tax relating to items that will not be reclassified to profit and loss	-	-	-	-	-	-
	B) - Amount of item that will not be reclassified to Profit and loss	-	-	-	-	-	-
	- Income tax relating to items that will not be reclassified to profit and loss	-	-	-	-	-	-
17	<b>Total Comprehensive Income for the period (15+16) ( Comprising Profit/(Loss) and other Comprehensive Income for the period)</b>	<b>23.62</b>	<b>47.81</b>	<b>11.03</b>	<b>71.43</b>	<b>24.86</b>	<b>17.21</b>
18	Paid-Up Equity Share Capital (Face Value Rs.10/- Par Share)	1,525.38	1,525.38	1,525.38	1,525.38	1,525.38	1,525.38
19	Reserves excluding Revaluation Reserve	-	-	-	-	-	1,442.75
20	<b>Earning Per Share before Extraordinary Items</b>						
a)	Basic	0.15	0.31	0.07	0.47	0.16	0.11
b)	Diluted	0.15	0.31	0.07	0.47	0.16	0.11
21	<b>Earning Per Share after Extrordinary Items</b>						
a)	Basic	0.15	0.31	0.07	0.47	0.16	0.11
b)	Diluted	0.15	0.31	0.07	0.47	0.16	0.11



CONSOLIDATED UNAUDITED SEGMENT WISE REVENUE, RESULTS AND CAPITAL EMPLOYED FOR QUARTER AND HALF YEAR ENDED SEPTEMBER 30, 2024

(Rs. In Lakhs)

Sr. No.	Particulars	Quarter Ended			Half Year Ended		Year Ended
		30.09.2024 (Unaudited)	30.06.2024 (Unaudited)	30.09.2023 (Unaudited)	30.09.2024 (Unaudited)	30.09.2023 (Unaudited)	31.03.2024 (Audited)
<b>1</b>	<b>Segment Revenue</b>						
a)	Investment / Stock Operations	13.49	33.31	3.03	46.80	16.27	34.53
b)	Feebased Operations	300.22	218.76	157.07	518.98	336.85	817.17
c)	Other Unallocated Revenue	481.34	5.55	4.22	486.90	9.70	18.40
	<b>Total</b>	<b>795.06</b>	<b>257.62</b>	<b>164.32</b>	<b>1,052.67</b>	<b>362.82</b>	<b>870.10</b>
	Less : Intersegment Revenue	-	-	-	-	-	-
	<b>Net Income / (Loss) from operations</b>	<b>795.06</b>	<b>257.62</b>	<b>164.32</b>	<b>1,052.67</b>	<b>362.82</b>	<b>870.10</b>
<b>2</b>	<b>Segment Results Profit/ (loss) before interest and tax</b>						
a)	Investment / Stock Operations	10.08	26.14	(0.72)	36.22	10.19	16.70
b)	Feebased Operations	(404.99)	71.21	58.28	(333.79)	109.39	160.06
	<b>Total</b>	<b>(394.92)</b>	<b>97.35</b>	<b>57.56</b>	<b>(297.57)</b>	<b>119.59</b>	<b>176.76</b>
	Less : Interest	1.95	4.93	10.04	6.88	16.37	27.16
	Other unallocable Expenditure net of unallocable revenue	419.40	(45.72)	(36.50)	373.68	(78.22)	(133.22)
	<b>Total Net profit/ (Loss) before Tax</b>	<b>22.53</b>	<b>46.70</b>	<b>11.03</b>	<b>69.23</b>	<b>25.00</b>	<b>16.38</b>
<b>3</b>	<b>Segment Assets</b>						
a)	Investment / Stock Operations	84.06	67.57	97.67	84.06	97.67	64.60
b)	Feebased Operations	3,279.34	2,838.11	2,403.91	3,279.34	2,403.91	2,398.32
c)	Unallocated	1,711.19	2,199.30	2,136.15	1,711.19	2,136.15	2,297.63
	<b>Total Assets</b>	<b>5,074.59</b>	<b>5,104.98</b>	<b>4,637.74</b>	<b>5,074.59</b>	<b>4,637.74</b>	<b>4,760.56</b>
<b>4</b>	<b>Segment Liabilities</b>						
a)	Investment / Stock Operations	0.02	0.02	0.01	0.02	0.01	0.02
b)	Feebased Operations	1,748.93	1,967.42	1,334.18	1,748.93	1,334.18	1,561.98
c)	Unallocated	244.72	74.48	118.93	244.72	118.93	83.63
	<b>Total Liabilities</b>	<b>1,993.67</b>	<b>2,041.92</b>	<b>1,453.12</b>	<b>1,993.67</b>	<b>1,453.12</b>	<b>1,645.63</b>
<b>5</b>	<b>Capital Employed (Segment Assests- Segment Liabilities)</b>						
a)	Investment / Stock Operations	84.04	67.55	97.66	84.04	97.66	64.58
b)	Feebased Operations	1,530.41	870.70	1,069.73	1,530.41	1,069.73	836.34
c)	Unallocated	1,466.47	2,124.81	2,017.23	1,466.47	2,017.23	2,214.01
	<b>Total Capital Employed</b>	<b>3,080.92</b>	<b>3,063.06</b>	<b>3,184.61</b>	<b>3,080.92</b>	<b>3,184.61</b>	<b>3,114.93</b>



**CONSOLIDATED STATEMENT OF ASSETS & LAIBILITIES AS ON 30TH SEPTEMBER 2024**
*(Rs. in lakhs)*

Particulars	As At September 30, 2024 (Unaudited)	As At March 31, 2024 (Audited)
<b>A ASSETS</b>		
<b>(1) Non Current Assets</b>		
(a) Property, Plant and Equipment	95.29	531.35
(b) Intangible assets	19.40	22.46
(c) Goodwill on Consolidation	259.77	259.77
(d) Financial Assets		
(i) Investments	0.05	19.69
(ii) Loans	2,309.91	2,021.82
(iii) Others	216.69	216.69
(e) Deferred tax assets (net)	36.49	34.27
(f) Other non-current assets	10.10	10.10
	<b>2,947.69</b>	<b>3,116.14</b>
<b>(2) Current Assets</b>		
Financial Assests		
(i) Investments	1,012.58	287.37
(ii) Trade receivables	405.96	664.73
(iii) Cash and cash equivalents	1.65	6.43
(iv) Bank balances other than (iii) above	248.71	61.00
(v) Loans	337.62	514.41
(vi) Other current assets	120.38	110.48
	<b>2,126.89</b>	<b>1,644.42</b>
<b>Total Assets</b>	<b>5,074.59</b>	<b>4,760.56</b>
<b>B EQUITY AND LIABILITIES</b>		
<b>(1) Equity</b>		
(a) Equity Share Capital	1,525.38	1,525.38
(b) Other Equity	1,514.18	1,442.75
<b>Total Equity</b>	<b>3,039.56</b>	<b>2,968.13</b>
<b>(2) Non Current Liabilities</b>		
(a) Financial Liabilities		
(i) Borrowings	41.36	146.80
(b) Provisions	15.69	15.69
(c) Other non-current liabilities	4.56	4.56
<b>Total Non Current Liabilities</b>	<b>61.61</b>	<b>167.05</b>
<b>(3) Current Liabilities</b>		
(a) Financial Liabilities		
(i) Trade payables	1,877.84	1,565.72
(b) Other current liabilities	95.58	59.66
	<b>1,973.42</b>	<b>1,625.39</b>
<b>Total Equity And Liabilities</b>	<b>5,074.59</b>	<b>4,760.56</b>



**CONSOLIDATED CASH FLOW STATEMENT**
*(Rs. In Lakhs)*

Particulars	For the Half Year Ended September 30, 2024 (Unaudited)		For the Half Year Ended September 30, 2023 (Unaudited)	
<b>A. Cash flow from operational activities</b>				
Net (Loss)/Profit before tax adjusted for prior period items and excess provisions for tax written back		69.21		25.00
Adjustments for:				
Depreciation	16.37		11.41	
Interest Income	(11.25)		(7.35)	
Finance Cost	6.88		16.37	
Unrealised Gains On Mark to Market of F&O Stock	-		-	
Provision for Diminution in investments/ Stock	2.30		1.23	
Sundry Debit Balance written off	407.53		40.00	
Sundry Credit Balance Written Back	-		-	
Dividend Income	(0.95)		(0.80)	
		420.88		60.86
Operating profit before working capital changes		490.09		85.86
Adjustments for:				
Inventories	(40.51)		9.54	
Trade Receivables & Other Receivables	(269.96)		(762.52)	
Current Liabilities & Provision	348.04	37.57	305.82	(447.17)
Cash generated from operations		527.66		(361.31)
Direct taxes Refunded / (paid)	-	-	-	-
Net cash (used in) / generated from operating activities		527.66		(361.31)
<b>B. Cash flow from investing activities</b>				
Sale / (Purchase) of fixed assets (Net)	422.75		(4.12)	
Sale/ (Purchase) of Investments (Net of purchase)	19.64		-	
Investment in Fixed Deposit	(687.00)		-	
Interest received	11.25		7.35	
Dividend received	0.95		0.75	
Net cash (used in) / generated from investing activities		(232.41)		3.98
<b>C. Cash flow from financing activities</b>				
(Repayment)/Proceeds from long term borrowings(Net)	(4.24)		(50.39)	
(Repayment)/Proceeds from Shares	-		-	
(Repayment)/Proceeds from short term borrowings(Net)	-		-	
Interest and other Finance charges	(6.88)		(16.37)	
Net cash (used in) / generated from financing activities		(11.12)		(66.76)
Net increase/(decrease) in cash and cash equivalents		284.13		(424.09)
Cash and Cash equivalents (opening balance)	(33.83)		610.58	
Cash and Cash equivalents (closing balance)	250.30		186.49	
		284.13		(424.09)



Notes:

1. The aforesaid unaudited consolidated financial results of Khandwala Securities Limited for the quarter and half year ended September 30, 2024 have been reviewed by the Audit Committee and subsequently approved by the Board of Directors at its meeting held on October 30, 2024. This statement is as per Regulation 33 of the SEBI (Listing Obligations and Disclosure Requirements) Regulations, 2015, as amended.
2. The Company's share in an associate for the quarter and half year ended September 30, 2024 is recognized in Consolidated Financial results for the quarter and half year ended September 30, 2024.
3. The statutory auditors have carried out the limited review report on the aforesaid unaudited consolidated financial results for the quarter and half year ended September 30, 2024.
4. The aforesaid consolidated financial results represents the results of Khandwala Securities Limited and its associate i.e. Trumonee Financial Limited, for the quarter and half year ended September 30, 2024 and have been prepared in accordance with the Indian Accounting Standards (IND AS) as notified by the Ministry of Corporate Affairs and prescribed under Section 133 of the Companies Act, 2013 read with relevant rules issued there under and other accounting principles generally accepted in India.
5. The statement of cash flows for the corresponding period from April 1, 2024 to September 30, 2024, as reported in these unaudited consolidated financial results have been approved by the Board of Directors, but have not been subjected to review.
6. Figures of the previous periods have been re-grouped / re-classified wherever considered necessary to make them comparable with the current period's classification.
7. During the quarter, the company has sold one of its fixed assets i.e. immovable property situated at G7, Vikas Building, Ground Floor, Green Street, Fort, Mumbai at an agreed consideration and other mutually agreed terms and conditions. The carrying amount of these assets at the time of sale was 428.02 lakhs. The sale consideration received amounted to INR 900.00 lakhs, resulting in a profit of INR 471.98 lakhs, which has been recognized in the statement of profit and loss under 'other income'. Further, depreciation as per applicable corporate laws was charged up to the date of sale amounting to INR 339.07 lakhs, which has been considered in deriving the carrying amount of the assets disposed.
8. There are certain sundry debtors and advances to the extent of Rs. 407.53 lakhs which are unlikely to be recoverable due to various factors and despites a regular follow up by the Company.



After a lengthy discussion in the board meetings held on time to time in which all factors were considered; it was decided to write off the above mentioned sundry debtors and advances as bad and doubtful debts in view of lack of scope for recovery of these sundry debtors and advances.

**For and on behalf of the Board of Directors  
Khandwala Securities Limited**

*P. J. Khandwala*

**Paresh J. Khandwala**  
**(Managing Director)**  
Place: Mumbai  
Date : October 30, 2024





**Aniket Kulkarni & Associates**  
Chartered Accountants

**Office Add. :**

507, Lotus Business Park Premises Co. op. Soc. Ltd.,  
Ram Baug Lane, OFF SV Road, Malad (West), Mumbai – 400 064.  
Tel: 022-28801151 \* Email : aniketk@gmail.com  
Website : www.aniketkulkarni.in


**Limited Review Report on the Quarterly and half year ended September 2024, Unaudited Consolidated Financial Results of the Company pursuant to the Regulation 33 of the SEBI (Listing Obligations and Disclosure Requirements) Regulations, 2015, as amended.**

Review Report to,  
The Board of Directors  
**Khandwala Securities Limited**  
Mumbai.

- 1) We have reviewed the accompanying statement of Unaudited Consolidated Financial result of **Khandwala Securities Limited** (“the Company”) and its share of the net profit/(loss) after tax and total comprehensive income/loss of its associates for the quarter and half year ended September 30, 2024 (“the statement”), attached herewith, being submitted by the Company pursuant to the requirement of Regulation 33 of the Securities and Exchange Board of India (Listing Obligation and Disclosure Requirements) Regulations, 2015 read with relevant circulars issued by SEBI. This statement is the responsibility of the Company’s Management and has been approved by the Board of Directors, has been prepared in accordance with the recognition and measurement principles laid down in Indian Accounting Standard 34, (Ind. AS 34) “Interim Financial Reporting” prescribed under Section 133 of the Companies Act, 2013 as amended, read with relevant rules issued thereunder and other accounting principles accepted in India. Our responsibility is to express a conclusion on the Statement based on our review.
- 2) We conducted our review in accordance with the Standard on Review Engagement (SRE) 2410, “Review of Interim Financial Information performed by the Independent Auditor of the Entity” issued by the Institute of Chartered Accountants of India. This standard requires that we plan and perform the review to obtain moderate assurance as to whether the financial statements are free of material misstatement. A review is limited primarily to inquiries of Company personnel and analytical procedures applied to financial data and thus provide less assurance than an audit. We have not performed as audit and accordingly, we do not express as audit opinion.
- 3) The consolidated results in the statement include results of its associate Company i.e. Trumonee Financial Limited.

4) Based on our review conducted as above, nothing has come to our attention that causes us to believe that the accompanying statement, prepared in all material respects in accordance with applicable Indian Accounting Standards ('Ind-AS') prescribed under Section 133 of the Companies Act 2013, as amended, read with relevant rules issued thereunder and other recognized accounting practices and policies has not disclosed the information required to be disclosed in term of Regulation 33 of the SEBI (Listing Obligation and Disclosure Requirements) Regulation, 2015, read with relevant circulars issued by SEBI, including the manner in which it is to be disclosed, or that it contains any material misstatement.

**For Aniket Kulkarni & Associates**  
**Chartered Accountants**  
**Firm`s Regn.No.-130521W**

*AKulkarni* 

**Aniket Kulkarni**  
**Partner**  
**Membership No 127246**  
**Date: 29<sup>th</sup> October 2024**  
**UDIN: 24127246BKAUAE2434**