



SAMBANDAM SPINNING MILLS LIMITED UNIT-I

Registered Office : Kamaraj Nagar Colony, Salem 636 014. Tamil Nadu
(P) +91 427 2240790 (E) corporate@sambandam.com
website : www.sambandam.com Corporate Identity No. L17111TZ1973PLC000675

Ref : 249 /SSML/CS/20-21

8th November 2020

To
The DGM Listing,
The Bombay Stock Exchange Ltd,
Floor No. 25, P.J.Towers, Dalal Street,
MUMBAI – 400 001.

Dear Sir,

SCRIP CODE : 521240 UNAUDITED FINANCIAL RESULTS FOR Q-2 (July – September 2020)

Pursuant to Regulation 33(3) of Securities Exchange Board of India (Listing Obligations and Disclosure Requirements) Regulation 2015, we are uploading herewith Consolidated and Standalone Unaudited Financial Results (UFR) of our Company for the quarter and half year ended 30th September 2020, which have been duly reviewed by the Audit Committee of our Company at the Audit Committee Meeting held on 08.11.2020 (morning) and approved by our Board at the Board Meeting held on 08.11.2020 (afternoon) (through Video Conferencing / Other Audio Visual Means) at the deemed venue at the mill premises of Sambandam Spinning Mills Limited, Salem, together with Limited Review Report dt.08.11.2020 of Statutory Auditors of our Company.

We are also uploading the above said results in our WEB site ‘www.sambandam.com’ and also in BSE website <http://listing.bseindia.com>.

This may be taken on record.


Thanking you,


Yours truly,
for Sambandam Spinning Mills Limited


(S. Natarajan)
Company Secretary

| Sambandam Spinning Mills Limited (CIN L17111TZ1973PLC000675) | | | | | | | |
|---|--|-----------------|-----------------|-----------------|------------------|------------------|------------------|
| Regd. Office : Mill Premises, Kamaraj Nagar Colony, Salem 636 014 | | | | | | | |
| e-mail : corporate@sambandam.com Phone 0427 2240790 Web site : www.sambandam.com | | | | | | | |
| STATEMENT OF CONSOLIDATED AUDITED FINANCIAL RESULTS FOR THE QUARTER/SIX MONTHS ENDED SEPTEMBER 30, 2020 | | | | | | | |
| S.No. | Particulars | Quarter ended | | | Six months ended | | Rs. lakhs |
| | | 30.09.2020 | 30.06.2020 | 30.06.2019 | 30.09.2020 | 30.09.2019 | Year ended |
| | | Unaudited | | | Unaudited | | Audited |
| | | | | | | | |
| | INCOME | | | | | | |
| I | Revenue from Operations | 5,579.31 | 2,439.31 | 5,042.89 | 8,018.62 | 10,132.07 | 19,117.59 |
| II | Other Income | 10.43 | 10.29 | 28.09 | 20.72 | 54.55 | 104.54 |
| III | Total Income (I+II) | 5,589.74 | 2,449.60 | 5,070.98 | 8,039.34 | 10,186.62 | 19,222.13 |
| IV | EXPENSES | | | | | | |
| | Cost of materials consumed | 3,362.27 | 1,496.73 | 2,611.72 | 4,859.00 | 5,881.77 | 10,690.01 |
| | Purchases of Stock-in trade | - | - | - | - | - | - |
| | Changes in inventories of finished goods, Stock-in-trade and work-in-progress | 102.67 | (152.19) | 337.29 | (49.52) | (5.05) | 215.21 |
| | Employee benefits expense-net | 852.09 | 481.98 | 777.40 | 1,334.07 | 1,523.44 | 3,001.90 |
| | Power and fuel-net | 375.07 | 185.18 | 258.77 | 560.25 | 612.90 | 1,437.63 |
| | Finance costs | 254.39 | 258.44 | 219.73 | 512.83 | 421.56 | 831.58 |
| | Depreciation and amortisation expense | 290.56 | 317.60 | 232.12 | 608.16 | 462.44 | 938.25 |
| | Other expenses | 510.60 | 265.85 | 439.57 | 776.45 | 960.16 | 1,831.88 |
| | Total Expenses | 5,747.65 | 2,853.59 | 4,876.60 | 8,601.24 | 9,857.22 | 18,946.46 |
| V | Profit before share of profit of associates, exceptional items and tax (III-IV) | (157.91) | (403.99) | 194.38 | (561.90) | 329.40 | 275.67 |
| VI | Share of profit of associates | (1.84) | (15.22) | 3.27 | (17.06) | 6.42 | 3.09 |
| VII | Profit before exceptional items and tax (V - VI) | (159.75) | (419.21) | 197.65 | (578.96) | 335.82 | 278.76 |
| VIII | Exceptional items | - | - | - | - | - | - |
| IX | Profit before tax (VII - VIII) | (159.75) | (419.21) | 197.65 | (578.96) | 335.82 | 278.76 |
| X | Tax expense: | | | | | | |
| | (1) Current tax - current year | 3.50 | 3.50 | 43.00 | 7.00 | 88.00 | 131.20 |
| | (2) Deferred tax | (58.00) | (33.00) | (94.00) | (91.00) | (71.00) | (83.00) |
| XI | Profit for the period from continuing operations (IX - X) | (105.25) | (389.71) | 248.65 | (494.96) | 318.82 | 230.56 |
| XII | Other Comprehensive Income | | | | | | |
| A | (i) Items that will not be reclassified to profit and loss | | | | | | |
| | Remeasurement of Defined benefits plan | (18.33) | (12.57) | (18.71) | (30.90) | (37.46) | (61.82) |
| | (ii) Income tax relating to items that will not be reclassified to profit and loss | (3.50) | (3.50) | (5.20) | (7.00) | (10.42) | (17.20) |
| B | (i) Items that will be reclassified to profit and loss | | | | | | |
| | (ii) Income tax relating to items that will be reclassified to profit and loss | | | | | | |
| | Other Comprehensive Income for the period | (14.83) | (9.07) | (13.51) | (23.90) | (27.04) | (44.62) |
| XIII | Total Comprehensive Income for the period (XI + XII) | (120.08) | (398.78) | 235.14 | (518.86) | 291.78 | 185.94 |
| XIV | Earnings per equity share of Rs.10/- each: (not annualised) | | | | | | |
| | Basic and Diluted | (2.47) | (9.14) | 5.83 | (11.61) | 7.48 | 5.41 |
| XV | Paid Up Equity Share Capital (Face Value Rs. 10/- each) | 427.55 | 427.55 | 427.55 | 427.55 | 427.55 | 427.55 |
| XVI | Other equity | | | | | | 8,916.27 |
| | # There are no discontinued operations during the period | | | | | | |

FOR SAMBANDAM SPINNING MILLS LTD.


(S. S. VEERAJAN)
Chairman and Managing Director
DIN : 00001910




20026452 AAAADB1319

| Consolidated Statement of Assets, Equity and Liabilities | | |
|---|------------------|-------------------------|
| Balance Sheet as at September 30, 2020 | | |
| Particulars | 30.09.2020 | Rs. lakhs |
| | Rs. lakhs | 31.03.2020 Rs. lakhs |
| Non current assets | | |
| Property, plant and equipment | 10,809.71 | 11,408.47 |
| Capital work in progress | - | 2.63 |
| Right-of-use assets | 754.88 | 793.85 |
| Intangible assets | 0.04 | 0.04 |
| Financial assets | | |
| Investments | 133.10 | 150.18 |
| Loans | - | - |
| Other financial asset | 311.65 | 419.19 |
| Advance tax assets(net) | 22.98 | 25.04 |
| Other non-current assets | 271.30 | 278.98 |
| | 12,303.66 | 13,078.38 |
| Current assets | | |
| Inventories | 5,967.72 | 5,500.06 |
| Financial assets | | |
| Trade receivables | 4,028.87 | 3,858.60 |
| Cash and cash equivalents | 5.57 | 9.34 |
| Other Bank balances | 85.37 | 84.24 |
| Others | 592.27 | 594.40 |
| Other current assets | 759.73 | 653.97 |
| | 11,439.53 | 10,700.61 |
| Total assets (A) + (B) | 23,743.19 | 23,778.99 |
| EQUITY AND LIABILITIES | | |
| Equity | | |
| Equity share capital | 427.55 | 427.55 |
| Other equity | 8,397.41 | 8,916.27 |
| | 8,824.96 | 9,343.82 |
| Non-current liabilities | | |
| Financial liabilities | | |
| Borrowings | 2,087.39 | 2,268.72 |
| Lease liabilities | 637.46 | 685.42 |
| Other non current liabilities | 31.11 | 30.09 |
| Provisions | 301.22 | 301.22 |
| Deferred tax liabilities (Net) | 861.20 | 952.20 |
| Other non current liabilities | 11.35 | 11.35 |
| | 3,929.73 | 4,249.00 |
| Current liabilities | | |
| Financial liabilities | | |
| Borrowings | 5,217.20 | 5,171.18 |
| Lease liabilities | 106.37 | 106.37 |
| Trade payables | | |
| -Total outstanding dues of micro enterprises and small enterprises | 517.15 | 220.13 |
| -Total outstanding dues of creditors other than micro enterprises and small enterprises | 2,373.11 | 3,024.64 |
| Provisions | 6.33 | 6.33 |
| Other financial liabilities | 2,715.71 | 1,556.67 |
| Other current liabilities | 52.63 | 100.85 |
| | 10,988.50 | 10,186.17 |
| Total equity and liabilities (C) + (D) + (E) | 23,743.19 | 23,778.99 |

FOR SAMBANDAM SPINNING MILLS LTD.

(S. DEVARAJAN)
Chairman and Managing Director

DIN: 00001910



20026452AAAADB1319


| Consolidated Statement of Cash Flows | | Rs. lakhs | |
|---|------------------|-----------------|--|
| Particulars | Six months ended | | |
| | 30.09.2020 | 30.09.2019 | |
| Cash flow from operating activities | | | |
| Profit/ (Loss) before tax | (578.96) | 335.82 | |
| Adjustments for - | | | |
| Share of profits of associates | 17.06 | (6.42) | |
| Depreciation & Amortisation expense | 608.16 | 462.46 | |
| Interest expense | 512.83 | 421.56 | |
| Interest income | (11.72) | (47.35) | |
| Unrealised exchange fluctuation | (6.26) | - | |
| Dividend income | - | (0.05) | |
| Net gain or loss arising on financial asset mandatorily measured at FVTPL | (0.02) | - | |
| (Profit)/loss on sale of property, plant and machinery | (0.22) | (0.76) | |
| Operating profit/ (loss) before working capital changes | 540.87 | 1,165.26 | |
| Adjustments for changes in - | | | |
| Inventories | (467.66) | (126.34) | |
| Trade receivables | (170.27) | (92.51) | |
| Non current and current Financial Assets | 108.54 | (44.89) | |
| Other non current and current assets | (98.07) | (72.34) | |
| Trade payables | (354.51) | (456.44) | |
| Non current and current Financial Liabilities | 491.41 | 281.67 | |
| Other Non current and current Liabilities | (48.21) | 131.95 | |
| Other Non current and Current provisions | (0.01) | (15.88) | |
| Cash generated from operations | 2.09 | 770.48 | |
| Income Tax (net) | (2.06) | (0.72) | |
| Net cash from operating activities | 0.03 | 769.76 | |
| Cash flow from investing activities | | | |
| Payments for acquisition of Property, plant and equipment | (48.18) | (136.08) | |
| Movement in work in progress | (2.63) | (20.85) | |
| Movement of Right of use of assets | - | - | |
| Proceeds from sale of Property, plant and equipment | 11.77 | - | |
| Interest Received | 11.72 | 47.35 | |
| Divident Received | - | 0.05 | |
| Purchase of long term investments | - | 51.54 | |
| Movement in Margin money with banks | (1.13) | (6.09) | |
| Net cash from investing activities | (28.45) | (64.08) | |
| Cash flow from financing activities | | | |
| Finance cost paid | (512.83) | (421.56) | |
| Dividend paid | - | (102.82) | |
| Refund of inter corporate deposit | - | - | |
| Proceeds from long term borrowings | 840.68 | 7.66 | |
| Repayment of long term borrowings | (303.20) | (187.30) | |
| Net cash (used in) financing activities | 24.65 | (704.02) | |
| Net increase/(decrease) in cash and cash equivalents | (3.77) | 1.66 | |
| Cash and cash equivalents | | | |
| At beginning | 9.34 | 6.41 | |
| At end | 5.57 | 8.07 | |
| NET INCREASE/ (DECREASE) IN CASH | (3.77) | 1.66 | |

FOR SAMBANDAM SPINNING MILLS LTD.



(S. DEVARAJAN)
Chairman and Managing Director

DIN: 00001910



20026452AAAADB1319

Notes

1 The above audited consolidated financial results were reviewed by the Audit Committee and then approved by the Board of Directors at its meeting held on November 8, 2020. The limited review as required under Regulation 33 of SEBI (Listing Obligation and Disclosure Requirements) Regulations, 2015, has been completed by the Statutory Auditors.

2 Segment Information:

The Company is principally engaged in a single business segment viz. yarn based on nature of products, risks, returns and the internal business reporting system and accordingly there is no other reportable segment in terms of Ind AS 108 'Operating Segments'.

3 In view of the lock down declared across the country by the Central/State Governments due to COVID 19 pandemic, the Company's operations were adversely affected. The manufacturing units were under lockdown during the entire month of April 2020 and resumed its operations from second week May 2020 with 25% capacity. Subsequently on certain relaxations announced by the Government, the operations were restored to 50% capacity and presently operating at 90% capacity. Since the lock down was in force for a significant period of the sixmonths ended September 30, 2020, the Company's operations and financial results for the quarter and six months ended September 30, 2020 have been adversely impacted. Therefore, the results for the quarter/six months ended September 30, 2020 are not comparable with those of previous quarter/sixmonths ended September 30, 2020. As per the current assessment of the company, there is no material impact on the carrying values of the assets of the company as at the reporting date. The Company continues to monitor the developments in economic conditions and assess its impact. However, the final impact may differ from the current estimates considering the prevailing uncertainties.

4 The consolidated financial results have been prepared in accordance with Ind AS 110 read with Ind AS 28. The consolidated results include the standalone results of the parent company, its associates viz. SPM Health Care Services Private Limited and Salem IVF Centre Private Limited

5 Deferred tax reflected in the statement of assets and liabilities includes MAT credit entitlement eligible thereof.

6 The previous period figures have been regrouped/reclassified wherever necessary to conform to current period classification.

For Sambandam Spinning Mills Limited

S. Devarajan
Chairman and Managing Director
DIN 00001910

Salem
November 8, 2020

For R. Sundararajan & Associates
Chartered Accountants
Firm Registration No. 08282S

S. Krishnan - Partner
Membership No. 026452

20026452AAAADB1319

FOR SAMBANDAM SPINNING MILLS LTD.

(S. DEVARAJAN)
Chairman and Managing Director

DIN: 00001910




R. SUNDARARAJAN & ASSOCIATES
CHARTERED ACCOUNTANTS

Independent Auditor's Review Report on Consolidated Quarterly/Six months Unaudited Financial Results of the Company pursuant to Regulation 33 of the SEBI (Listing Obligations and Disclosure Requirements) Regulations, 2015 as amended

The Board Directors of SAMBNDAM SPINNING MILLS LIMITED

1. We have reviewed the accompanying Statement of Consolidated Unaudited financial results of SAMBNDAM SPINNING MILLS LIMITED ("the Company") and its share of net loss after tax and total comprehensive income of its associated for the quarter/six months ended 30th September 2020 ("the Statement"), being submitted by the Company pursuant to the requirement of Regulation 33 of the SEBI (Listing Regulations and Disclosure Requirements) Regulations, 2015, as amended ("Listing Regulations"), which has been initialed by us for identification purposes.
2. This Statement which is the responsibility of the company's management end approved by the company's Board of Directors, has been prepared in accordance with the recognition and measurement principles laid down in Indian Accounting Standard 34 "Interim Financial Reporting" (Ind As 34), prescribed under Section 133 of the Companies Act, 2013 read with relevant rules issued there under and other accounting principles generally accepted in India. Our responsibility is to express a conclusion on the statement based on our review.
3. We conducted our review of the statement in accordance with the standard on Review Engagements (SRE) 2410, "Review of Interim Financial Information Performed by the Independent Auditor of the Entity", issued by the institute of Chartered Accountants of India (ICAI). This standard requires that we plan and perform the review to obtain moderate assurance as to whether the Statement is free of material misstatement. A review of interim financial Information consists of making Inquiries, primarily of persons responsible for financial and accounting matters and applying analytical and other review procedures. A review is substantially less in scope than an audit conducted in accordance with Standards on Auditing and consequently does not enable us to obtain assurance that we would become aware of all significant matters that might be identified in an audit. Accordingly, we do not express an audit opinion .

We also performed procedures in accordance with the circular issued by the SEBI under Regulation 33 (8) of the SEBI (Listing obligations and Disclosure Requirements) Regulations, 2015 as amended, to the extent applicable.






R. SUNDARARAJAN & ASSOCIATES
CHARTERED ACCOUNTANTS

4. The Statement Includes the results of the following Associates:
 - a. SPMM Health Care Services Private Limited
 - b. Salem IVF Centre Private Limited
5. Based on our review conducted and procedures performed as stated in paragraph 3 above and based on the consideration of the review reports of other auditors referred to in paragraph 7 below, nothing has come to our attention that causes us to believe that accompanying statements, prepared in accordance with the causes us to believe that the accompanying statements, prepared in accordance with the recognition and measurement principles laid down in the aforesaid Indian Accounting Standard and other accounting principles generally accepted in India, has not disclosed the information required to be disclosed in terms of the Listing Regulations, Including the manner in which it is to be disclosed, or that it contains any material misstatement.
6. We Draw attention to Note No.3 to the consolidated financial results, which discloses the uncertainties and the impact of the COVID-19 pandemic on the company's operations and financial results as assessed by the management of the Company. Our conclusion is not modified in respect of this matter.
7. The consolidated unaudited financial results include the share of net loss after tax of Rs.1.84 lakhs and net loss after tax of Rs.17.06 lakhs for the quarter and six months ended 30th September 2020 respectively, as considered in the consolidated unaudited financial results in respect of two associates, whose financial statements have not been audited by us. These financial statements have been audited by other auditors whose reports have been furnished to us by the Management and our opinion on the consolidated unaudited financial results, in so far it relates to the amounts and disclosures included in respect of these associates, is based solely on the reports of the other auditors and the procedures performed by us as stated in paragraph 3 above. Our conclusion on the Statement is not modified in respect of these matters.

For R. Sundararajan & Associates
Chartered Accountants
Firm Registration no.08282S

S. Krishnan - Partner
Membership no.026452

UDIN : 20026452 AAAA 08282S



Place : Chennai
Dated: 8th November 2020


| Sambandam Spinning Mills Limited (CIN L17111TZ1973PLC00675) Regd. Office : Mill Premises, Kamaraj Nagar Colony, Salem 636 014 e-mail : corporate@sambandam.com Phone 0427 2240790 Web site : www.sambandam.com | | | | | | | |
|--|--|-----------------|-----------------|-----------------|------------------|------------------|------------------|
| STATEMENT OF STANDALONE UNAUDITED FINANCIAL RESULTS FOR THE QUARTER/SIX MONTHS ENDED SEPTEMBER 30, 2020 | | | | | | | |
| S.No. | Particulars | Quarter ended | | | Six months ended | | Year ended |
| | | 30.09.2020 | 30.06.2020 | 30.09.2019 | 30.09.2020 | 30.09.2019 | 31.03.2020 |
| | | Unaudited | | | Unaudited | | Audited |
| | INCOME | | | | | | |
| I | Revenue from Operations | 5,579.31 | 2,439.31 | 5,042.89 | 8,018.62 | 10,132.07 | 19,117.59 |
| II | Other Income | 10.43 | 10.29 | 28.09 | 20.72 | 54.55 | 104.54 |
| III | Total Income (I+II) | 5,589.74 | 2,449.60 | 5,070.98 | 8,039.34 | 10,186.62 | 19,222.13 |
| | EXPENSES | | | | | | |
| IV | Cost of materials consumed | 3,362.27 | 1,496.73 | 2,611.72 | 4,859.00 | 5,881.77 | 10,690.01 |
| | Purchases of Stock-in-trade | | | | | | |
| | Changes in inventories of finished goods, Stock-in-trade and work-in-progress | 102.67 | (152.19) | 337.29 | (49.52) | (5.05) | 215.21 |
| | Employee benefits expense-net | 852.09 | 481.98 | 777.40 | 1,334.07 | 1,523.44 | 3,001.90 |
| | Power and fuel-net | 375.07 | 185.18 | 258.77 | 560.25 | 612.90 | 1,437.63 |
| | Finance costs | 254.39 | 258.44 | 219.73 | 512.83 | 421.56 | 831.58 |
| | Depreciation and amortisation expense | 290.56 | 317.60 | 232.12 | 608.16 | 462.44 | 938.25 |
| | Other expenses | 510.60 | 265.85 | 439.57 | 776.45 | 960.16 | 1,831.88 |
| | Total Expenses | 5,747.65 | 2,853.59 | 4,876.60 | 8,601.24 | 9,857.22 | 18,946.46 |
| V | Profit before exceptional item and tax (III-IV) | (157.91) | (403.99) | 194.38 | (561.90) | 329.40 | 275.67 |
| VI | Exceptional items | | | | | | |
| VII | Profit before tax (V-VI) | (157.91) | (403.99) | 194.38 | (561.90) | 329.40 | 275.67 |
| VIII | Tax expense: | | | | | | |
| | (1) Current tax - current year | 3.50 | 3.50 | 43.00 | 7.00 | 88.00 | 131.20 |
| | (2) Deferred tax | (58.00) | (33.00) | (94.00) | (91.00) | (71.00) | (83.00) |
| IX | Profit for the period from continuing operations (VII-VIII) | (103.41) | (374.49) | 245.38 | (477.90) | 312.40 | 227.47 |
| X | Other Comprehensive Income | | | | | | |
| A | (i) Items that will not be reclassified to profit and loss | | | | | | |
| | Remeasurement of Defined benefits plan | (18.33) | (12.57) | (18.71) | (30.90) | (37.46) | (61.82) |
| | (ii) Income tax relating to items that will not be reclassified to profit and loss | (3.50) | (3.50) | (5.20) | (7.00) | (10.42) | (17.20) |
| B | (i) Items that will be reclassified to profit and loss | | | | | | |
| | (ii) Income tax relating to items that will be reclassified to profit and loss | | | | | | |
| | Other Comprehensive Income for the period | (14.83) | (9.07) | (13.51) | (23.90) | (27.04) | (44.62) |
| XI | Total Comprehensive Income for the period (IX+X) | (118.24) | (383.56) | 231.87 | (501.80) | 285.36 | 182.85 |
| XII | Earnings per equity share of Rs. 10/- each: (not annualised) | | | | | | |
| | Basic and Diluted | (2.42) | (8.78) | 5.75 | (11.21) | 7.32 | 5.33 |
| XIII | Paid Up Equity Share Capital { Face Value Rs. 10/- each} | 427.55 | 427.55 | 427.55 | 427.55 | 427.55 | 427.55 |
| XIV | Other equity | | | | | | 8,941.09 |
| | # There are no discontinued operations during the period | | | | | | |

FOR SAMBANDAM SPINNING MILLS LTD.



S. DEVARAJAN
Chairman and Managing Director

DIN : 00001910



20026452AAACZ1058


| Standalone Statement of Assets, Equity and Liabilities | | |
|---|-------------------|-------------------|
| Balance Sheet as at September 30, 2020 | | |
| <i>Particulars</i> | <i>30.09.2020</i> | <i>31.03.2020</i> |
| | <i>Rs. lakhs</i> | <i>Rs. lakhs</i> |
| Non current assets | | |
| Property, plant and equipment | 10809.71 | 11408.47 |
| Capital work in progress | 0.00 | 2.63 |
| Right-of-use assets | 754.88 | 793.85 |
| Intangible assets | 0.04 | 0.04 |
| Financial assets | | |
| Investments | 174.98 | 175.00 |
| Loans | 0.00 | 0.00 |
| Other financial asset | 311.65 | 419.19 |
| Advance tax assets(net) | 22.98 | 25.04 |
| Other non-current assets | 271.30 | 278.98 |
| | 12,345.54 | 13,103.20 |
| Current assets | | |
| Inventories | 5967.72 | 5500.06 |
| Financial assets | | |
| Trade receivables | 4028.87 | 3858.60 |
| Cash and cash equivalents | 5.57 | 9.34 |
| Other Bank balances | 85.37 | 84.24 |
| Others | 592.27 | 594.40 |
| Other current assets | 759.73 | 653.97 |
| | 11,439.53 | 10,700.61 |
| Total assets (A) + (B) | 23,785.07 | 23,803.81 |
| EQUITY AND LIABILITIES | | |
| Equity | | |
| Equity share capital | 427.55 | 427.55 |
| Other equity | 8439.29 | 8941.09 |
| | 8,866.84 | 9,368.64 |
| Non-current liabilities | | |
| Financial liabilities | | |
| Borrowings | 2087.39 | 2268.72 |
| Lease liabilities | 637.46 | 685.42 |
| Other non current liabilities | 31.11 | 30.09 |
| Provisions | 301.22 | 301.22 |
| Deferred tax liabilities (Net) | 861.20 | 952.20 |
| Other non current liabilities | 11.35 | 11.35 |
| | 3,929.73 | 4,249.00 |
| Current liabilities | | |
| Financial liabilities | | |
| Borrowings | 5217.20 | 5171.18 |
| Lease liabilities | 106.37 | 106.37 |
| Trade payables | | |
| -Total outstanding dues of micro enterprises and small enterprises | 517.15 | 220.13 |
| -Total outstanding dues of creditors other than micro enterprises and small enterprises | 2373.11 | 3024.64 |
| Provisions | 6.33 | 6.33 |
| Other financial liabilities | 2715.71 | 1556.67 |
| Other current liabilities | 52.63 | 100.85 |
| | 10,988.50 | 10,186.17 |
| Total equity and liabilities (C) + (D) + (E) | 23,785.07 | 23,803.81 |

FOR **SAMBANDAM SPINNING MILLS, LTD.**



(S. DEVARAJAN)
Chairman and Managing Director

DIN: 00001910



20026452 AAAACZ 1058


| Standalone Statement of Cash Flows | | Rs. Lakhs | |
|---|----------------|------------------|--|
| | | Six months ended | |
| Particulars | 30.09.2020 | 30.09.2019 | |
| Cash flow from operating activities | | | |
| Profit/ (Loss) before tax | (561.90) | 329.40 | |
| Adjustments for - | | | |
| Depreciation & Amortisation expense | 608.16 | 462.46 | |
| Interest expense | 512.83 | 421.56 | |
| Interest income | (11.72) | (47.35) | |
| Unrealised exchange fluctuation | (6.26) | - | |
| Dividend income | - | (0.05) | |
| Net gain or loss arising on financial asset mandatorily measured at FVTPL | (0.02) | - | |
| (Profit)/loss on sale of property, plant and machinery | (0.22) | (0.76) | |
| Operating profit/ (loss) before working capital changes | 540.87 | 1,165.26 | |
| Adjustments for changes in - | | | |
| Inventories | (467.66) | (126.34) | |
| Trade receivables | (170.27) | (92.51) | |
| Non current and current Financial Assets | 108.54 | (44.89) | |
| Other non current and current assets | (98.07) | (72.34) | |
| Trade payables | (354.51) | (456.44) | |
| Non current and current Financial Liabilities | 491.41 | 281.67 | |
| Other Non current and current Liabilities | (48.21) | 131.95 | |
| Other Non current and Current provisions | (0.01) | (15.88) | |
| Cash generated from operations | 2.09 | 770.48 | |
| Income Tax (net) | (2.06) | (0.72) | |
| Net cash from operating activities | 0.03 | 769.76 | |
| Cash flow from Investing activities | | | |
| Payments for acquisition of Property, plant and equipment | (48.18) | (136.08) | |
| Movement in work in progress | (2.63) | (20.85) | |
| Movement of Right of use of assets | - | - | |
| Proceeds from sale of Property, plant and equipment | 11.77 | - | |
| Interest Received | 11.72 | 47.35 | |
| Dividend Received | - | 0.05 | |
| Proceeds from sale of shares | - | 51.54 | |
| Margin money deposit with bank | (1.13) | (6.09) | |
| Net cash from investing activities | (28.45) | (64.08) | |
| Cash flow from financing activities | | | |
| Finance cost paid | (512.83) | (421.56) | |
| Dividend paid | - | (102.82) | |
| Refund of inter corporate deposit | - | - | |
| Proceeds from long term borrowings | 840.68 | 7.66 | |
| Repayment of long term borrowings | (303.20) | (187.30) | |
| Net cash (used in) financing activities | 24.65 | (704.02) | |
| Net increase/(decrease) in cash and cash equivalents | (3.77) | 1.66 | |
| Cash and cash equivalents | | | |
| At beginning | 9.34 | 6.41 | |
| At end | 5.57 | 8.07 | |
| NET INCREASE/ (DECREASE) IN CASH | (3.77) | 1.66 | |

FOR SAMBANDAM SPINNING MILLS LTD.



(S. DEVARAJAN)
Chairman and Managing Director

DIN: 00001910



20026452AAAACZ1058

Notes

1 The above audited standalone financial results were reviewed by the Audit Committee and then approved by the Board of Directors at its meeting held on November 8, 2020. The limited review as required under Regulation 33 of SEBI (Listing Obligation and Disclosure Requirements) Regulations, 2015, has been completed by the Statutory Auditors.

2 Segment Information:

The Company is principally engaged in a single business segment viz. yarn based on nature of products, risks, returns and the internal business reporting system and accordingly there is no other reportable segment in terms of Ind AS 108 'Operating Segments'.

3 In view of the lock down declared across the country by the Central/State Governments due to COVID 19 pandemic, the Company's operations were adversely affected. The manufacturing units were under lockdown during the entire month of April 2020 and resumed its operations from second week May 2020 with 25% capacity. Subsequently on certain relaxations announced by the Government, the operations were restored to 50% capacity and presently operating at 90% capacity. Since the lock down was in force for a significant period of the sixmonths ended September 30, 2020, the Company's operations and financial results for the quarter and six months ended September 30, 2020 have been adversely impacted. Therefore, the results for the quarter/six months ended September 30, 2020 are not comparable with those of previous quarter/sixmonths ended September 30, 2020. As per the current assessment of the company, there is no material impact on the carrying values of the assets of the company as at the reporting date. The Company continues to monitor the developments in economic conditions and assess its impact. However, the final impact may differ from the current estimates considering the prevailing uncertainties.

4 Deferred tax reflected in the statement of assets and liabilities includes MAT credit entitlement eligible thereof.

5 The previous period figures have been regrouped/reclassified wherever necessary to confirm to current period classification.

For Sambandam Spinning Mills Limited

S. Devarajan
Chairman and Managing Director
DIN 00001910

Salem
November 8, 2020

For R. Sundararajan & Associates
Chartered Accountants
Firm Registration No. 08282S

S. Krishnan - Partner
Membership No. 026452

20026452AAAACZ1058

FOR SAMBANDAM SPINNING MILLS LTD.

(S. DEVARAJAN)
Chairman and Managing Director

DIN : 00001910




R. SUNDARARAJAN & ASSOCIATES
CHARTERED ACCOUNTANTS

Independent Auditor's Review Report on Standalone Quarterly/Six months Unaudited Financial Results of the Company Pursuant to Regulation 33 of the SEBI (Listing Obligations and Disclosure Requirements) Regulations, 2015 as amended

Review Report to The Board of Directors of SAMBANDAM SPINNING MILLS LIMITED

1. We have reviewed the accompanying Statement of Standalone Unaudited Standalone financial results of Sambandam Spinning Mills Limited ("the Company") for the quarter and six months ended 30th September 2020 ("the Statement"), being submitted by the Company pursuant to the requirement of Regulation 33 of the SEBI (Listing Obligations and Disclosure Requirements) Regulations, 2015, as amended ("Listing Regulations"), which has been initialed by us for identification purposes.
2. This Statement, which is the responsibility of the Company's management and approved by the Company's Board of Directors, has been prepared in accordance with the recognition and measurement principles laid down in Indian Accounting Standard 34 "interim Financial Reporting " (Ind AS 34), prescribed under Section 133 of the Companies Act,2013 read with relevant rules issued there under and other accounting principles generally accepted in India. Our responsibility is to express a conclusion on the Statement based on our review.
3. We conducted our review in accordance with the Standard on Review Engagement (SRE) 2410, "Review of Interim Financial Information performed by the Independent Auditor of the Entity" issued by the Institute of Chartered Accountants of India.
4. This standard requires that we plan and perform the review to obtain moderate assurance as to whether the Statement is free of material misstatement. A review of interim financial information consists of making inquiries, primarily of persons responsible for financial and accounting matter and applying analytical and other review procedures. A review is substantially less in scope than an audit conducted in accordance with Standard on Auditing and consequently does not enable us to obtain assurance that we would become aware of all significant matter that might be identified in an audit. Accordingly, we do not express an audit opinion.





R. SUNDARARAJAN & ASSOCIATES
CHARTERED ACCOUNTANTS


5. Based on our review conducted as above, nothing has come to our attention that causes us to believe that the accompanying Statement, prepared in accordance with the recognition and measurement principles laid down in the aforesaid Indian Accounting Standards ('Ind AS') specified under Section 133 of the Companies Act, 2013 as amended, read with relevant rules issued there under and other accounting principles generally accepted in India, has not disclosed the manner in which it is to be disclosed, or that it contains any material misstatement.
6. We draw attention to Note No.3 of the financial results, which discloses the uncertainties and the impact of the COVID-19 pandemic on the Company's operations and financial results as assessed by the management of the Company.

Our conclusion on the Statement is not modified in respect of these matters.

For R. Sundararajan & Associates
Chartered Accountants
Firm Registration no.08282S

S. Krishnan - Partner
Membership no.026452

UDIN : 200026452AAAADA 3961



Place : Chennai

Dated: 8th November 2020