



**Ahluwalia Contracts
(India) Ltd**
Engineering, Designing & Construction

Date: 04-09-2019

To,

Asst. General Manager (Corporate Services)
BSE Limited
25th Floor, P.J.Towers
Dalal Street, Mumbai - 400001
Phone : 022-22721233-34

Asst. Vice President - Listing,
National Stock Exchange of India Ltd.
5th Floor, Exchange Plaza,
Bandra Kurla Complex ,
Bandra (East) Mumbai- 400051

Dear Sir/Madam,

Sub. : Soft copy link of 41st Annual Report 2019-20 of 532811 (AHLUCONT)

Please find attached soft copy / link of the 41st Annual Report 2019-20 and Intimation letter to shareholders of the company for the year ended 31st, March 2020 as per regulation 34(1) of the Listing Regulation 2015 as amended

The Annual Report and Notice may be accessed by clicking the below links:

http://www.acilnet.com/wp-content/uploads/2020/09/ACIL_NOTICE.pdf

http://www.acilnet.com/wp-content/uploads/2020/09/ACIL_AR_2019_20.pdf

Kindly take the same on your record and oblige.

You are also requested to up-date our Company records/data in BSE & NSE Website.

Yours faithfully,

For Ahluwalia Contracts (India) Ltd



(Vipin Kumar Tiwari)

GM (Corporate) & Company Secretary

Encl.: as above

Copy to:

1	Manager (Listing), Calcutta Stock Exchange Ltd, 7, Lyons Range, Kolkata – 700001, Ph./Fax: 033-22104470-4468	2	M/s Link Intime India Pvt. Ltd Noble Heights, 1st Floor, Plot NH 2, C-1, Block LSC, Near Savitri Market, Janakpuri, New Delhi – 110058, Tel. No.- 011- 41510592-94
---	--	---	--

Regd. Office: A-177, Okhla Industrial Area, Phase-I, New Delhi-20

Phone: 011-49410502, 517 & 599 Fax: 011-49410553

CIN: L45101DL1979PLC009654

Website: www.acilnet.com; Email ID: cs.corpoffice@acilnet.com



Ahluwalia Contracts
(India) Ltd



Strengthening health infrastructure.
Redefining the social landscape.
Navigating the new normal.

Ahluwalia Contracts (India) Limited

41st Annual Report 2019-20

CORPORATE INFORMATION

BOARD OF DIRECTORS

Mr. Bikramjit Ahluwalia, Managing Director
Mr. Shobhit Uppal, Dy. Managing Director
Mr. Vikas Ahluwalia, Whole Time Director
Mr. Sanjiv Sharma, Whole Time Director
Mr. Arun Kumar Gupta, Independent Director
Dr. Sushil Chandra, Independent Director
Dr. Mohinder Sahlot, Independent Director
Mr. Rajendra Prashad Gupta, Independent Director

COMPANY SECRETARY / COMPLIANCE OFFICER

Mr. Vipin Kumar Tiwari
www.acilnet.com
cs.corpoffice@acilnet.com

CHIEF FINANCIAL OFFICER (CFO)

Mr. Satbeer Singh
www.acilnet.com
Satbeersingh@acilnet.com

AUDITORS

M/s. Amod Agrawal & Associates
Chartered Accountants
G-3, Block-C, Kailash Apartment,
Lala Lajpat Rai Marg,
New Delhi-110 048

BANKERS

Indian Bank
Bank of Maharashtra
Axis Bank
IDBI Bank Ltd
HDFC Bank Ltd
IDFC Bank Ltd
Punjab & Sind Bank
RBL Bank Limited
State Bank of India
Yes Bank Ltd
Union Bank of India
Indusind Bank
ICICI Bank Ltd

REGISTERED /CORPORATE OFFICE

A-177, Okhla Industrial Area,
Phase-I, New Delhi-110 020
Phone : 011-49410502, 517 & 599
Fax : 011-49410553 & 49410575

Website: www.acilnet.com

Email ID: mail@acilnet.com

CONTENTS

Board of Directors	02
Management Discussion and Analysis Report	03
Director's Report	11
Report on Corporate Governance	57

FINANCIAL STATEMENTS (STANDALONE)

Independent Auditor's Report	76
Balance Sheet	84
Statement of Profit and Loss	85
Statement of Cash Flow	86
Statement of Changes in Equity	87
Notes	88

FINANCIAL STATEMENTS (CONSOLIDATED)

Independent Auditor's Report	139
Balance Sheet	144
Statement of Profit and Loss	145
Statement of Cash Flow	146
Statement of Changes in Equity	147
Notes	148
Notice	203





BOARD OF DIRECTORS



Mr. Bikramjit Ahluwalia
Chairman & Managing Director



Mr. Shobhit Uppal
Dy. Managing Director



Mr. Vikas Ahluwalia
Whole-Time Director



Mr. Sanjiv Sharma
Whole-Time Director



Mr. Arun Kumar Gupta
Independent Director



Dr. Sushil Chandra
Independent Director



Dr. Mohinder Sahlot
Independent Director



Mr. Rajendra Prashad Gupta
Independent Director

Management Discussion and Analysis Report

ECONOMIC OVERVIEW

GLOBAL ECONOMY

Global economic growth continued to remain sluggish throughout FY 2019-20. Elevated US-China trade uncertainties, declining manufacturing activity and subdued demand in key markets adversely impacted the economic activities. Further, crude oil prices remained volatile, reflecting evolving demand-supply conditions and geopolitical concerns. Although there were intermittent favorable news on US-China trade negotiations, and diminished concerns of a no-deal Brexit, the economic growth weakened further owing to the massive COVID-19 outbreak towards the end of the year. The global output growth in 2019 was registered at 2.9%, slowest since the global financial crisis of 2009.

The various isolating measures to control the spread of the pandemic resulted in economic disruptions across the world. Governments and Central banks responded to the crisis promptly by implementing various monetary and fiscal support tools. The growth in advanced economies declined from 2.2% in 2018 to 1.9% in 2019. While the Emerging Market and Developing Economies (EMDE) also saw a drop in growth from 4.5% in 2018 to 3.7% in 2019.

According to the International Monetary Fund (IMF) estimates, the world GDP is estimated to grow negatively at (4.9)% in 2020 and rebound in 2021 with a modest uptick to 5.4%. Stringent containment measures and social distancing policies have led to a sharp contraction in economic activities and growth prospect of countries worldwide. However, it is expected that the strong policy support and fiscal reforms will enable strong and sustainable growth recovery once the pandemic fades.

According to the International Monetary Fund (IMF) estimates, the world GDP is estimated to grow negatively at (4.9)% in 2020 and rebound in 2021 with a modest uptick to 5.4%.

INDIAN ECONOMIC OVERVIEW

The Indian economy witnessed a cyclical slowdown in FY 2019-20 led by weak private consumption expenditure, contraction in manufacturing, sluggish investments and slow credit growth. The Government of India addressed these cyclical challenges by announcing a series of measures, while the RBI supported with monetary policy rate cuts and infusing liquidity into the economy. The Government focused on structural policies to encourage investments such as reduction of corporate tax rates, removal of the dividend distribution tax, reduced income tax rate, among others. It announced higher spending on long-term initiatives such as infrastructure, rural roads, irrigation, and transportation.

There was a strong hope of growth revival in the last quarter of the current fiscal. However, the inopportune outbreak of coronavirus (COVID-19) pandemic made this difficult in the near to medium-term. Overall economic slowdown combined with the COVID-19 crisis at the end of the year led the GDP growth for FY 2019-20 to plunge to 4.2% as compared to 6.1% in FY 2018-19.

A series of nationwide lockdowns were imposed by the Government to curb the transmission, which brought economic activities to a halt. Supportive monetary measures such as reduction of repo rates, lending to MSMEs and enabling flexibility for banks as well as delaying classification of commercial real estate loans, are expected to provide relief to these sectors. Additionally, the Government announced a ₹20 trillion stimulus package in May 2020, to help revive the economy from the turbulent conditions caused by the lockdown. Focusing on five pillars i.e. economy, infrastructure, system, demography and demand, this measure aims to make India more self-reliant and competitive.

Post the lockdown, the economy is exposed to various risks such as weakened export demand, reduced investor confidence and non-availability of raw materials. The IMF projects India's GDP growth to shrink by (4.5)% in 2020 and rebounding at 6.0% in 2021. While there is slowdown in the near-term with the challenging situation caused by the outbreak, domestic demand will rebound strongly once the pandemic passes and normalcy is restored. Moreover, significant measures taken by the RBI and the Government are expected to restore consumer and investor confidence.



CONSTRUCTION INDUSTRY OVERVIEW

GLOBAL CONSTRUCTION SECTOR

The industry experienced slowdown owing to liquidity crunch, weak economic activities and subdued consumer sentiments. The unexpected COVID-19 crisis and the associated lockdown towards the end of 2019-20, added to the industry woes. This led to a widespread disruption and temporary shut downs of construction sites across major countries. As a result, the forecast growth for the construction industry in 2020 has been revised downward from 3.1% to 0.5%, according to a Global Data report. Moreover, in the near-term, the industry will be heavily affected by the expected delay or cancellation of planned projects. With weak economic activity and unemployment, the residential sector also is likely to struggle despite low interest rates and direct Government support.

(Source: <https://www.worldcement.com/special-reports/03042020/globaldata-reports-on-the-global-construction-outlook-in-the-midst-of-covid-19-outbreak/>)

It is expected that the Governments across economies will aim to increase spending on infrastructure projects as soon as normalcy returns, in order to reinvigorate the industry. However, with cash incentives to the economically weaker segment, Governments' capability to invest in the infrastructure segment is likely to be constrained.

The future of the global construction industry looks positive in the long-term with opportunities in residential, non-residential, and infrastructure segment. The industry is expected to reach an estimated USD 10.5 Trillion by 2023. Emerging trends which impact the dynamics of the construction industry include increasing demand for sustainable green construction to reduce carbon footprint and usage of cost-efficient raw material. Emerging economies are expected to remain the largest market fueled by increasing urbanisation, growing population, higher expenditure on infrastructural development, and affordable housing projects.

Source: <https://www.researchandmarkets.com/reports/4439921/growth-opportunities-intheglobalconstruction#:~:text=The%20future%20of%20the%20global,4.2%25%20from%202018%20to%202023.>

INDIAN CONSTRUCTION INDUSTRY

The construction industry in India is the second largest employer after agriculture, and it is therefore, critical to the country's economic stability. With an industry size of ₹10.5 Trillion, it accounts for around 8% of the nation's GDP and employs close to 57.5 million people. The Governmental

construction projects provide a huge impetus to the rising Indian construction industry. Initiatives by the Government, including creating 100 smart cities, world-class highways, shipping infrastructure, railway expansion, housing and urban development has attracted large investments through FDI, private players, and Government budgets.

(Source: KPMG Research Report)

As the Government plans to more than double the investment in infrastructure sector to about ₹100 Lakh Crore over the next five years, the construction companies are likely to witness significant opportunities with key segments being highways, railways, ports, urban infrastructure, metros and airports. In addition, the Government's focus on healthcare centers and educational institution are likely to push growth of the construction industry.

In the railways segment, besides the core railway capex on doubling, new lines, signaling, electrification etc., various station redevelopment is expected to provide significant opportunities to the construction companies. With ₹72,216 Crore being allocated to the Ministry of Railways, in the Union Budget 2020-21, the Government has set clear sights to provide a fillip to the energy infrastructure and thereby provide investment opportunities worth ₹21 Lakh Crore for the sector over the next decade.

Between FY 2013-14 and FY 2018-19, India witnessed a highway construction growth of 20.57% on a CAGR basis, witnessing 10,855 kms of highways being built. Between 2019 and 2023, NHAI is expected to generate an aggregate revenue of around ₹1 Lakh Crore. With the construction of more highways, it is only likely to boost the social infrastructure of the country, providing a massive boost to infrastructure coming up in the vicinity of these highways.

(Source: Indian Brand Equity Foundation (IBEF))

During the year, the infrastructure and construction sectors faced headwinds from the COVID-19 pandemic. The lockdown imposed across the country led to low consumer sentiments, loss of income as well as the diversion of Government funds towards COVID-19 management. Investment in capital projects drives the demand side of the construction sector, and hence the impact of the COVID-19 pandemic on Gross Value Added (GVA) and employment could be significant in the near to long term.

Management Discussion and Analysis report (Contd.)

Growth drivers for the Indian construction industry

Growing Infrastructure Push

The infrastructure sector has become the biggest focus area for the Government. India plans to spend USD 1.4 Trillion on infrastructure during 2019-23 for sustainable development of the country. Government initiatives such as construction of concrete roads and highways through the Bharatmala Project, development of rural roads under the Pradhan Mantri Gram Sadak Yojana and metro network in many cities are expected to be crucial in driving the industry growth. In the Union Budget 2020-21, the Government has given a massive push to the infrastructure sector by allocating ₹1,69,637 Crores (USD 24.27 Billion) to develop the transport infrastructure.

Moreover, the construction sector stands to benefit immensely from the National Infrastructure Pipeline (NIP) launched on 31st December, 2019 with ₹103 Lakh Crore pipeline. The projects under NIP include housing, safe drinking water, affordable energy, healthcare, educational institutes, railway stations, airports, metro, railway transportation, logistics and warehousing, irrigation projects, among others.

(Source: IBEF)

Leveraging on PPP Model

The Government is focused on enhancing the Public-Private Partnership (PPP) model for effective liquidity management. PPP model helps in attracting more private sector investment in sectors like roads and highways, electricity, and many more. It ensures easier funding for longer-term infrastructure projects. At the same time, it improves accountability and stimulates growth and development of the country.

'Housing for All' Initiative

With initiatives like 'Housing for All' and 'Smart Cities Mission', the Government of India is working on reducing bottlenecks and impeding growth in the infrastructure sector.

An outlay of ₹27,500 Crores (USD 3.93 Billion) has been envisaged under Pradhan Mantri

Awas Yojana in Union Budget 2020-21. A total of 15.4 Million rural homes were constructed in the last five years under PMAY-G, and 19.5 Million houses are planned for construction in the second phase of FY19-22E. Under PMAY-U, the Government has set a target of building about 10-11 Million houses by 2022 in developed areas.

BUSINESS OVERVIEW

Ahluwalia Contracts (India) Limited (ACIL) is one of India's leading construction companies with over 4 decades of experience. Having a track record of delivering iconic and challenging turnkey projects in a time bound manner while maintaining quality, the Company is a trusted player in the segment. The Company's competencies in the field is backed by its skilled manpower resources, technical knowledge and experience, investments in advanced construction and IT technologies, and strong linkages with major channel partners. This expertise has enabled the Company to move forward in the value chain to target more Engineering, Procurement and Construction (EPC) projects. ACIL is the first construction Company in India to get Integrated Management System (IMS) of ISO 9001, 14001 and 18001.

The Company has identified certain thrust areas and strategies for growth. These include leveraging ongoing digitalisation efforts, operational efficiencies, reducing working capital levels, unlocking business values, forays into new geographies, innovating business, inorganic growth and continuing ROE enhancement.

ACIL project competencies – The Company has experience of working on residential, commercial, institutional, corporate offices, power plants, hospitals, hotels, IT parks, Metro stations and depots, and automated car parking lots projects for Government and private clients.

COMPANY PERFORMANCE

The Company continued its upward march through an increase in its gross order book witnessing an increase of 15.88% over the previous financial year to ₹12,35,098.81 Lakhs. The Company's income from operations increased by 7.42% from ₹1,75,471.44 Lakhs in FY 2018-19 to ₹1,88,492.69 Lakhs in FY 2019-20. EBITDA witnessed a dip of 29.32% from ₹21,648.01 Lakhs in FY 2018-19 to ₹15,301.59 Lakhs in FY 2019-20. Subsequently, the PAT for the year decreased by 45.10% from ₹11,737.93 Lakhs in FY 2018-19 to ₹6,443.59 Lakhs in FY 2019-20.

Margins for the year were, under pressure as the Company incurred a hit on account of a one-off. As a result, EBITDA margin declined 422 basis points to 8.12% and PAT margin declined 327 basis points to 3.42%.



Standalone Financial Performance

(₹ in Lakhs)

Particulars	FY 2019-20	FY 2018-19
Gross Order Book	12,35,098.81	10,65,837.55
Income from Operations	1,88,492.69	1,75,471.44
EBITDA	15,3,01.59	21,648.01
PAT	6,443.59	11,737.93
Earnings Per Share (in ₹)	9.62	17.52

Key financial ratios and their development

Details	FY 2019-20	FY 2018-19	Change in %
Debtors Turnover	3.73	3.69	1.08%
Inventory Turnover	10.22	13.22	-22.69%
Interest rate Coverage ratio*	3.46	9.83	-64.80%
Current Ratio	1.54	1.66	-7.23%
Debt:Equity Ratio**	0.06	0.08	-25.00%
Operating Profit margin (%)***	8.12	12.34	-34.20%
Net Profit Margin (%)	3.42	6.69	-48.88%
Return on Net Worth (%)#	8.36	17.42	52.01%

Net Profit Margin = Net Profit / Income from operations

* Interest coverage ratio as on 31st March, 2020 has witnessed a dip as compared to 31st March, 2019 due to increase in Mobilisation advance and decrease in PAT levels due to debtor write-offs.

** Debt equity ratio in both years are very negligible, however, the repayment of some part of debt during FY 2019-20, led to an improvement in the overall Debt: Equity Ratio

***The operating Profit margin, Net Profit margin and return on net-worth dropped during the FY 2019-20 due to debtor write-offs and fixed cost incurred during the period owing to the halts on works because of the NGT ban and approvals, cutting ban on saplings and floods in the eastern region of the country etc.

SAFETY, HEALTH AND ENVIRONMENTAL PERFORMANCE

Safety at work, employee health and environment protection are of utmost importance to the business. The Company continuously strives for a safety culture by organising various training and awareness programmes throughout the year. Focused on scaling its safety initiative, the Company has started using virtual reality devices and training modules for safety training. Various initiatives have been taken up to digitally monitor record and review all safety and quality related aspects at site.

Further, the Company actively uses its intranet network to regularly update employees on latest safety practices. Effective display of policies, instructions and precautionary measures through posters and digital boards is also practiced. These initiatives have substantially reduced work-related incidents and enabled the Company in getting ISO 9001:2015, ISO 14001:2015 and ISO 45001:2018 certifications for Quality, Environment, and Health & Safety respectively.

Workmen Safety

With construction work involving working in challenging conditions, the Company stresses on workmen safety. The Company in the philosophy of more precaution, lower accidents. The Company also has a robust SHE management system comprising commitment to SHE policy and objects, legal compliances, responsibilities, evaluation of risk, planning, monitoring, audit and management review. It has in place a comprehensive Safety manual and Standard Operating Procedures to prevent accidents. Mock drills are conducted to enhance awareness. Promoting a safety-focused culture has also been of great assistance towards promoting a positive mindset at workplace.



Objectives

- ⊙ Prevent accidents/harmful effects on health
- ⊙ Analyse working conditions at sites
- ⊙ Constant improvement



Targets

- ⊙ Achieve zero tolerance for injuries
- ⊙ Comply with legislation/codes with respect to safety
- ⊙ Provide realistic training at all levels



Methodology

- ⊙ Report and record all major/minor incidents
- ⊙ Constant review and up-gradation of safety plans/techniques
- ⊙ Appoint nodal officers to address safety/health concerns
- ⊙ Identify hazards in construction and take preventive measures

Management Discussion and Analysis report (Contd.)

Health

The Company is dedicated to ensuring the welfare and health of its employees. This ensures higher employee motivation as well as contributes to enhanced productivity for the Company. ACIL has undertaken multiple preventive measures like ensuring clean drinking water, regular garbage disposal and pest control to ensure healthy working conditions.

The Company further arranges for availability of adequate health and medical services both at sites and workplace. First aid is made available and health check-up camps organised. The Company also practices identification of hospital nearby its sites as a preparedness measure to avoid loss of time in case of emergencies.

The Company ensures all incidents, major or minor, are reported and necessary corrective actions taken. Feedback of employees are taken on regular basis to sensitise them on their rights.

AWARDS AND RECOGNITION

ACIL's continuous focus on quality, engineering excellence, health and safety, and environmental concern has won it several awards during its existence. Key awards won by the Company in FY 2019-20 include the following:

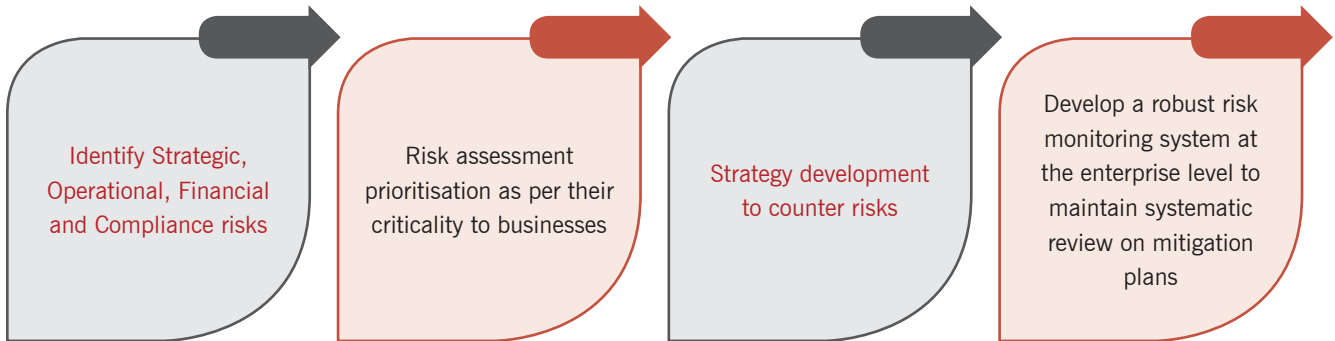
Name of the Certificate	Project / Site name	Category	Year
ET-Now - Star of the Industry Awards	Ahluwalia Contracts (India) Limited	Best Infrastructure company of the year - Buildings	2019
ET-Now - Star of the Industry Awards	Shri Bikramjit Ahluwalia	MD of the year	2019
ET-Now - Star of the Industry Awards	Shri Shobhit Uppal	Most Influential leader of the year	2019
GRIHA Exemplary Performance Award	Indian Institute of Management, Nagpur	Site Management (during construction)	2019
GRIHA Exemplary Performance Award (GRIHA Council)	Indian Institute of Management, Nagpur	Construction Workers Health & Safety (During Construction) under GRIHA Rating	2019
HSE Excellence Best CSR Initiative of the Year 2019	Ahluwalia Contracts (India) Ltd.	Best CSR Initiative of the year-2019	2019
Udyog Rattan Award 2019	Shri Bikramjit Ahluwalia	Institute of Economics	2019
ET NOW Presents Real Estate Awards 2019	Income Tax at Bandra Kurla Complex	Commercial Property of the Year	2019
BAM Honouring the Best in Real Estate / Architecture and Building Technology Awards 2019	PNB, Dwarka	Building with Optimal Energy Consumption	2019



RISKS AND CONCERNS

Identifying, managing and monitoring risks is a top priority at ACIL. It is critical to ensuring long-term business sustainability and maximise value creation for the shareholders. Focused on this, the Company practices the policy of striking the right risk-return balance. the Company has developed a robust Enterprise Risk Management (ERM) framework which facilitates in early detection risks. These risks and their impact are regularly reviewed and any rising trend is immediately flagged off for management’s attention for undertaking appropriate actions.

ACIL’s Risk Management Process



Liquidity Risk

The liquidity crunch has been prevailing in the real estate market for over a year, and many owners / developers are financially stressed. The Regulatory compliance by developers to arrange loans for projects is becoming stringent resulting in delays in financial closures / tie-ups by developers.

Mitigation:

The Company has a well laid down credit policy which it follows meticulously. It practices screening of customer profiles and their liquidity position before bidding for any construction contract as well as during execution. It has a robust billing and collection system that eliminate issues relating to liquidity. Stringent adherence to billing schedule minimises credit exposure and a focused and aggressive receivables management system ensures timely collections through systematic follow-ups with the clients. Besides, the Company focuses more on Government projects where risk profile is low.

Contractual Risk

Contractual obligations in terms of quality, timelines, protection of confidential information and other specific terms and conditions are key to EPC orders. Inability to adhere to them can attract legal actions, lead to losses and damage the Company’s goodwill.

Mitigation:

The Company employs professional and highly experienced project management and legal team. They meticulously evaluate project’s legal and contractual risks and work towards limiting liabilities. The Company further tries to ensure that contract include a ‘No consequential losses’ clause to protect from any downside risk. Additionally, the Company has subscribed to Workers Compensation Policy, Contractors All

Risk (CAR) Policy, and ESIC insurances to protect itself from any financial obligations.

Political Risk

A positive business scenario conducive to growth and sustainability is dependent on the political stability of the country. Instable political environment and implementation of negative policies can bring a slowdown and result in decline in new projects. This may negatively impact the Company’s performance.

Mitigation:

India’s democratic system of governance ensures a stable political scenario and ensures with implementation of policies where businesses can thrive. The system mandates all political parties to perform for being to be investor friendly. In the current context, the re-election of the existing Central Government with a strong mandate is a precursor to a stable political environment and would facilitate passage of critical bills. The track record of this Government for undertaking bold measures, reducing red-tapism and easing business scenario is noteworthy. Their strong focus on driving infrastructure development in the country, evident in their election manifesto, is a positive sign for the construction industry.

Execution Risk

The Company does business with several large industrial houses, corporates, institutions and Government Authorities. These clienteles demand strict adherence to timely delivery, quality and costs. Inability to meet their expectations may damage the Company’s reputation and prevent repeat orders. This may impact the revenues and future sustainability.

Mitigation:

ACIL has multiple decades of experience in the construction field over which it has built a robust business model. It

Management Discussion and Analysis report (Contd.)

has an experienced and qualified team, and strong IT and equipment infrastructure which facilitate high levels of automation resulting in operational efficiency. The Company's strong linkages with leading global network channel partners enables it to effectively manage and execute projects. This has enabled the Company to gain competitive advantage in the sector and become a preferred player with a proven track record that has been awarded. Active involvement of senior management, project managers and process leaders across all project stages along with a proper intervention and escalation systems ensures disciplined execution without any slippages.

Competition Risk

Construction market is getting competitive with consolidations among existing players as well as due to emerging competition led by entry of new domestic and international players. Inability of the Company to match their quality and pricing may lead to loss of business, impacting its market share and profitability.

Mitigation:

The Company with its experience of working across diverse challenging projects across its five-decade existence has created a strong differentiation in the market in terms of project execution, quality and timely delivery. It has delivered multiple projects as per clients' expectation, thereby earning a market reputation as well as building strong relationships which ensures sustained orders, including repeat, and resilience to rising competition. The Company's strong balance sheet position with free cash flows which not only provides advantage of high pre-qualification criteria but also capital to make sustained investment. This enables the Company to consistently enhance its competencies by attracting and retaining better people and upgrading its technology infrastructure.

Directors and Officers Liability Risks

The Company's Directors and Officers are required to take decisions in its best interest. Negligence, errors, mistakes and omissions on their part might lead to the Company getting sued by competition.

Mitigation:

The Company provides all necessary information to its Directors and Officers that is essential for enabling them to diligently perform their duties. The Directors and Officers also consult legal professionals and experts in relevant matter to mitigate the impact of the risk. Further, the Company practices undertaking appropriate insurance coverage to protect itself and limit the contractual liability resulting due to damages caused by any negligence or error.

Assets and Inventory Risk

Unnatural events like fire, theft and accidents among others that are beyond the Company's control may adversely impact the Company's operations and profitability.

Mitigation:

The Company has implemented contingency plans for insulating it and protecting its assets and inventory from any unfortunate events. The Company on an ongoing basis continues to implement loss prevention measures like high safety and security standards to be better prepared. The Company has also subscribed to several risk policies like Workmen Compensation Insurance Policy/ Fidelity Insurance Policy to minimise the impact of this risk.

INFORMATION TECHNOLOGY

Information Technology has become an indispensable tool for the construction industry. It is crucial towards better planning, project management and seamless integration between head office and sites. It has improved connectivity and communication within the organisation and enhanced automation which is leading to higher operational efficiencies and costs savings.

The initial concentration has primarily been in the construction business, which is the Company's largest segment. The digital solutions here are aimed towards improving utilisation of equipment, enhance productivity, savings in fuel, reduction in material wastage and real-time visibility of all aspects of operations. This has facilitated in better monitoring and effective data-based decision making, thereby removing bottlenecks and improving timely completion.

Workmen availability and productivity

Workmen are Key to a project site and their availability and productivity are critical to timely project completion. The Company has implemented digital solutions for mobilising, on-boarding and monitoring productivity of workmen.

MATERIAL DEVELOPMENTS IN HUMAN RESOURCES AND EMPLOYEE RELATIONS

In the five M's of management i.e. men, money, machines, materials & methods, Human Resource deals with the first M which is men. As 'every human is different from other', so is the utilisation & career aspirations of every individual. Hence, it becomes the foremost duty of an individual to align an individual career goal with an organisational Vision for mutual growth.

Behind every product or service invention/ Innovation there is a human mind, effort and man hours (working hours). No product or service can be produced without help of human being as he/she being is fundamental resource for making or constructing anything. Every organisation's desire is to have skilled and competent people to make their organisation the best.

Our professionals are our most important assets. We are committed to hiring and retaining the best talent and being among the industry's leading employers. For this, we focus



on promoting a collaborative, transparent and participative organisation culture, and rewarding individual contribution and innovation. At ACIL, our goal has been to create an open and safe workplace where each and every employee feels empowered to contribute to the best of their abilities, irrespective of gender, sexual preferences or any other classification that has no bearing on the employee's work output.

Accordingly, **POSH** is implemented PAN India by ACIL and has constituted an Internal Committee (IC) in all the development centers of the Company across India to consider and resolve all sexual harassment complaints reported by women. The constitution of the IC is as per the Sexual Harassment of Women at Workplace (Prevention, Prohibition and Redressal) Act, 2013, and the committee includes external members from NGOs or with relevant experience. Investigations are conducted and decisions are made by the IC at the respective location, and a senior woman employee is the presiding officer over every case. Half of the total members of the IC are women. The details of complaints pertaining to sexual harassment that were filed, disposed of and pending during the financial year are provided in the Business responsibility report of this Annual report.

On Account of Staff, the Company has 2093 employees (on a standalone basis) as of 31st March, 2020. The percentage increase in remuneration, ratio of remuneration of each director and key managerial personnel (KMP) (as required under the Companies Act, 2013) to the median of employees' remuneration, and the list of top 10 employees in terms of remuneration drawn, as required under Section 197(12) of the Companies Act, 2013, read with Rule 5 of the Companies (Appointment and Remuneration of Managerial Personnel) Rules, 2014, form part of Annexure 3 in this Board's report.

The statement containing particulars of employees employed throughout the year and in receipt of remuneration of **₹1.02 Crores** or more per annum and employees employed for part of the year and in receipt of remuneration of **₹8.5 Lakhs** or more per month, as required under Section 197(12) of the Companies Act, 2013, read with Rule 5 of the Companies (Appointment and Remuneration of Managerial Personnel) Rules, 2014, is provided in a separate exhibit forming part of this report and is available on the website of the Company at <https://www.acilnet.com>

The Annual Report and accounts are being sent to the shareholders excluding the aforesaid exhibit. Shareholders interested in obtaining this information may access the same from the Company website.

Employee diversity

ACIL is committed to embedding a culture of diversity and inclusion. This includes ensuring equal opportunity for all and embracing the positive effect that its diverse workforce brings.

The Company does not tolerate any form of discrimination, and its employment policies and practices focus on ensuring that all employment processes are free from unlawful discrimination on any grounds. Engagement studies have shown that ACIL is a safe place to work for women. Both employment and retention of women is rapidly increasing due to this confidence. As on 31st March, 2020, the Company has a total of 2093 staff on its rolls of which 35 are women.

The Company also nurtures a multi-generational workforce and undertakes grooming young talent. Its efforts in sustaining a healthy association with top Engineering and MBA institutes led to rich demographic dividend with 65% employees under 45 years of age.

OUTLOOK

COVID-19 is one-of-a-kind event that has impacted not just construction, but also halted all major businesses linked within the project value chain. Full recovery from this downfall is likely to be slow for the construction sector. It will depend majorly on short-term revival actions and medium to long-term strategies implemented by various stakeholders. Government, developers and contractors will have to collectively play their parts to ensure a revival in the overall construction ecosystem.

With a huge pipeline of projects to be awarded in the infrastructure sector, the ratings agency ICRA expects the new order inflows for construction companies to improve in 2020. The order inflows from non-infrastructure segments like industrial and real estate (excluding affordable housing segment) are expected to remain muted, with weak private sector capex growth. On the execution front, ICRA expects that the healthy order-book should support growth in operating income of construction companies in the second / third quarter of 2020.

(Source: KPMG Research Report, The Economic Times)

We believe that with stable Government policies, the industry is likely to see scaling up of long-term projects once the pandemic starts fading out. This will reduce competitive intensity in the market and lead to a pick-up in activities. Social infrastructure – metros, education and healthcare – is an area which will be in focus and witness an uptick.

These are areas where ACIL is present and has strong competencies. The Company already has a strong gross order book position of ₹12,35,098.81 Lakhs as on 31st March, 2020 and expects these developments to have positive impact on its business. In the medium to long term horizon. The Company has adequate manpower resources, infrastructure and financial steadiness to execute its current order book position as well as take up more orders.

Director's Report

To the Members,

The Directors are pleased to present to you the 41st Annual Report on the business and operations of your Company along with the Audited Financial Statements of Account for the year ended 31st March, 2020.

FINANCIAL HIGHLIGHTS

The Standalone and Consolidated Financial Results of the Company for the Year ended 31st March, 2020 is as summarised below:

(Amount ₹ in Lakhs)

Particulars	Standalone		Consolidated	
	Year Ended 31st March, 2020	Year Ended 31st March, 2019	Year Ended 31st March, 2020	Year Ended 31st March, 2019
Revenue from Operations	1,88,492.69	1,75,471.44	1,88,492.69	1,75,471.44
Other Income	1,044.30	977.29	1,044.30	977.29
Total Income:	1,89,536.99	1,76,448.73	1,89,536.99	1,76,448.73
Total Expenditure other than Finance Cost and Depreciation and Amortisation	1,73,191.10	1,53,823.43	1,73,195.54	1,53,829.81
Profit Before Finance Cost and Depreciation and Amortisation and Tax	16,345.89	22,625.30	16,341.45	22,618.92
Depreciation and Amortisation Expenses	3,187.15	2,755.79	3,187.15	2,755.79
Profit Before Finance Cost and Tax	13,158.74	19,869.51	13,154.30	19,863.13
Finance Cost (Net)	3,499.77	1,922.40	3,499.77	1,922.40
Profit Before Tax	9,658.97	17,947.11	9,654.53	17,940.73
Provision for Current Tax	2,862.26	6,924.47	2,862.26	6,924.47
Provision for Deferred Tax	353.12	-715.29	353.12	-715.29
Profit after Tax	6,443.59	11,737.93	6,439.15	11,731.55
Re-measurement of Defined Benefits Plans	1.76	-183.12	1.76	-183.12
Total Comprehensive Income	6,445.35	11,554.81	6,440.91	11,548.43

Restated refer note 55 of Financial Statements

DIVIDEND

Your Board of Directors has not recommended any dividend for the year ended 2019-20.

COVID-19 – A GLOBAL PANDEMIC

Project during the pandemic:

Even at this unprecedented situation of COVID-19, ACIL has put its remarkable footprint by completing one of its hospital projects, Pediatrics Intensive Care Unit (PICU) in Muzaffarpur, Bihar by following proper safety measures and norms laid down by the Company. Consequently, not even a single case of COVID-19 was found during construction.

PICU project was an essential need for the Bihar Government and was of utmost priority to them, as it was constructed to fight with other deadly diseases, namely Japanese Encephalitis and AES. It is a 100-bed PICU hospital, with

60-bed specially designed and developed AES ward, which has been built under Shrikrishna Medical College & Hospital (SKMCH) and handed over to the hospital administration for the treatment of AES affected children.

By completing the project in a very quick span of 234 days, the Project sets an example for the nation that pandemic can only affect the project emotionally. However, if projects are well managed with full consideration of all risks and uncertainties at the pre-planning stage only, then this set up can still enable a trouble-free environment even at such devastating juncture.

One of the greatest learnings from this project entails a mutual understanding of client and contractor, which always results in faster approvals and permits, which can offset for the delays as well. Hence, building relationships among the stakeholders is absolutely necessary.



We, at Ahluwalia Contracts are proud of our 'CORONA WARRIORS', who without being daunted have faced this unprecedented challenge on the ground, on projects sites and our various offices, to ensure that all workers & staff stay safe and work goes on even in face of this extreme adversity.

OUTLOOK

FY 2019-20 has been a challenging year with weakening Industry sentiment given the macro-economic conditions and finally, the COVID-19 outbreak and its terrible impact on lives and livelihoods. The impact of virus and containment efforts have resulted in supply, demand disruptions and sharper growth deceleration. The situation remains volatile with the trajectory of the virus undetermined, evolving hot spot geographies, the success of containment measures uncertain, the severity and duration of resulting economic crisis and the extent of structural damage unknown. There are many unknowns today and hence, the near-term outlook is extremely uncertain. We stand united with the nation in the fight against COVID-19 as we navigate our way through these dynamic uncertain times together. Our focus remains on safety of our Employee, protecting supply lines, contributing to the society and optimising cost and cash.

Despite the near-term ambiguity, we remain confident of the medium to long-term growth prospects of the construction. We are working closely with Governments and our clients to ensure that we overcome this global health crisis together. We have naturally seen strong as well as challenging conditions over the decades and your Company has maneuvered through all of these and come out stronger. Although the current situation is much more uncertain than normal, we are confident about our ability to manage the immediate crisis and come out of it in a strengthened competitive position. We remain focused on delivering consistent, competitive, profitable and responsible growth through our fundamentals of growth and sustainable business model.

COMPANY'S PERFORMANCE

The Standalone total Income for FY 2019-20 was ₹1,89,536.99 Lakhs (Previous Year: ₹1,76,448.73) The Operating Profit stood at ₹15,301.59 Lakhs as against ₹21,648.01 Lakhs in the Previous Year. The Net Profit for the year stood at ₹6,443.59 Lakhs against ₹11,737.93 Lakhs reported in the Previous Year.

The Consolidated total Income for FY 2019-20 was ₹1,89,536.99 Lakhs (Previous Year: ₹1,76,448.73 Lakhs), registering a growth of 7.42%. The Consolidated Operating Profit stood at ₹15,297.15 Lakhs (Previous Year: ₹21,641.63 Lakhs). The Consolidated Profit after tax stood at ₹6,439.15 Lakhs (Previous Year: ₹11,731.55 Lakhs).

HUMAN RESOURCES AND INDUSTRIAL RELATIONS

Human Resource Development is the framework for helping employees develop their skills, knowledge, and abilities, which in turn improves an organisation's effectiveness. Attracting, enabling and retaining talent has been the cornerstone of the Human Resource function and the results underscore the important role that human capital plays in critical strategic activities such as growth.

A robust Talent Acquisition system enables the Company to balance unpredictable business demands with a predictable resource supply through organic and inorganic growth. The Company had an addition of around 200 new joiner's last financial year, taking its total employee count to 2093 Plus Staffers.

An evolved onboarding model helped the Company to effectively integrate associates acquired through a strong localisation focus. The diverse workforce represents workers from PAN India with different roots & ethnicity working in harmony & mutual coordination towards a common goal of development & productivity.

The re-imagined focus on competency building of fresh recruits prior to joining through unique Digital Initial Learning Program approach has enabled faster release of fresher's to projects. Post-Offer engagement activities have also witnessed increased focus & exposure for both Principal- Subordinate engagements towards their development goals.

Continual pursuit to connect with associates on a regular basis, communicate in an open and transparent manner, progressive HR policies and distinctive HR Business Partner model, guided by One Ahluwalia culture, are yielding desired results. The organisation develops its workforce through employee training and career development which improves organisational effectiveness and performance.

CHANGE IN NATURE OF BUSINESS

There was no change in the nature of Business of the Company during the year under review.

ANNUAL PERFORMANCE

Details of the Company's annual financial performance as published on the Company's website and presented during the Analyst Meet, after declaration of annual results can be accessed on the Company's website at www.acilnet.com

CURRENT BUSINESS AND PERFORMANCE FROM OPERATIONS

SHARE CAPITAL

The paid-up Equity Share Capital as at 31st March, 2020

Director's Report (Contd.)

stood at ₹1,339.75 Lakhs. During the year under review, the Company has not issued shares or convertible securities or shares with differential voting rights nor has granted any stock options or sweat equity or warrants.

TRANSFER TO RESERVE

The Company did not transfer any amount to General Reserve during the year.

DIRECTORS AND KEY MANAGERIAL PERSONNEL

During the period under review and till the date of this Report, the Board of the Company consists of the following Directors:

Sl.	Name of the Director/ KMP	Category of Directorship/ Designation
1	Mr. Bikramjit Ahluwalia, DIN:00304947	Executive Managing Director (Whole Time)
2	Mr. Shobhit Uppal, DIN:00305264	Executive (Whole Time)
3	Mr. Vikas Ahluwalia, DIN:00305175	Executive (Whole Time)
4	Mr. Sanjiv Sharma, DIN: 08478247*	Executive (Whole Time)
5	Mr. Arun Kumar Gupta, DIN:00371289	Independent Non-Executive
6	Dr. Sushil Chandra, DIN:00502167	Independent Non-Executive
7	Dr. Mohinder Sahlot, DIN:01363530	Independent Non-Executive
8	Mr. Rajendra Prashad Gupta, DIN: 02537985**	Independent Non-Executive
9	Mr. Satbeer Singh	Chief Financial Officer
10	Mr. Vipin Kumar Tiwari	Company Secretary

* Mr. Sanjiv Sharma was appointed as Whole time Director w.e.f. 01-08-2019

** Mr. Rajendra Prashad Gupta was appointed as Independent Director w.e.f. 24-07-2019

KEY MANAGERIAL PERSONNEL:

In terms of Section 203 of the Act, the following are the Key Managerial Personnel (KMP) of the Company as on 31st March, 2020:

Sl.	Name of the Director/ KMP	Category of Directorship/ Designation
1	Mr. Bikramjit Ahluwalia, DIN:00304947	Executive Managing Director (Whole Time)
2	Mr. Satbeer Singh	Chief Financial Officer
3	Mr. Vipin Kumar Tiwari	Company Secretary

THE DETAILS OF DIRECTORS AND KEY MANAGERIAL PERSONNEL APPOINTED/ RESIGNED DURING THE YEAR

Mr. Shobhit Uppal, Dy. Managing Director (Whole Time Director) is liable to retire by rotation in the ensuing Annual General Meeting and being eligible offer himself for re-appointment. Your Directors recommend his re-appointment as Director in the fourth coming Annual General Meeting of the Company.

Further, The Board of Director of the Company appointed Mr. Sanjeev Sharma (DIN: 08478247) as a Whole Time Director w.e.f 01.08.2019 and Mr. Rajendra Prashad Gupta (DIN: 02537985) as Independent Director of the Company in the 2nd Board Meeting held on 24th July, 2019, and they were regularised by the Members in the 40th Annual General Meeting of the Company.

The terms and conditions of appointment of the Independent Directors are in compliance with the provisions of the Companies Act, 2013 and are placed on the website of the Company <http://acilnet.com/Listing-Compliance.aspx>. The Company has also disclosed on its website <http://acilnet.com/Listing-Compliance.aspx> details of the familiarisation programs to educate the Directors regarding their roles, rights and responsibilities in the Company and the nature of the industry in which the Company operates, the business model of the Company, etc.

DECLARATION OF INDEPENDENCE

Your Company has received declarations from all the Independent Directors confirming that they meet the criteria of independence as prescribed under the provisions of Companies Act, 2013 read with the Schedules and Rules issued thereunder as well as the SEBI (Listing Obligations and Disclosures Requirement) Regulations, 2015

MEETINGS OF THE BOARD

The Board of the Company and its Committees meet at regular intervals to discuss, decide and supervise the various business policies, business strategy, Company's performance and other statutory matters. During the year under review, the Board has met five times. The details of the meeting of the Board and its Committees are given in Corporate Governance Report. The intervening gap between two Board Meetings did not exceed 120 days.

COMMITTEES OF THE BOARD

The Committees of the Board focus on certain specific areas and make informed decisions in line with the delegated authority.



The following statutory Committees constituted by the Board function according to their respective roles and defined scope:

- ⊙ Audit Committee of Directors
- ⊙ Nomination and Remuneration Committee
- ⊙ Stakeholders Relationship Committee
- ⊙ Corporate Social Responsibility Committee
- ⊙ Risk Management Committee

Details of composition, terms of reference and number of meetings held for respective committees are given in the Report on Corporate Governance, which forms a part of this Report. Further, during the year under review, all recommendations made by the Audit Committee have been accepted by the Board.

AUDIT COMMITTEE

Your Company has a qualified and independent Audit Committee. The Audit Committee consists of the following members as on date of this Report:

Name of the Directors	Designation	Nature of Directorship
Mr. Arun Kumar Gupta	Chairman	Non-executive Independent Director
Dr. Sushil Chandra	Member	Non-executive Independent Director
Dr. Mohinder Sahlot	Member	Non-executive Independent Director
Mr. Rajendra Prashad Gupta*	Member	Non-executive Independent Director
Mr. Shobhit Uppal	Member	Executive-Dy. Managing Director
Mr. Vikas Ahluwalia	Member	Executive-Whole Time Director

* Mr. Rajendra Prashad Gupta was appointed as Independent Director w.e.f. 24-07-2019 and inducted as a new member w.e.f. 24-07-2019

The constitution of the Committee is in compliance with the provisions of the Act and the SEBI (Listing Obligations and Disclosure Requirements) Regulations, 2015 as amended time to time. The detailed description & terms of reference of the Audit Committee has been given in Corporate Governance Report. The terms of reference and role of the Committee are as per the guidelines set out in the Listing Regulations and Section 177 of the Act and rules made thereunder and includes such other functions as may be assigned to it by the Board from time to time.

The Committee has adequate powers to play an effective role as required under the provisions of the Act and Listing Regulations. During the year under review, the

Board of Directors of the Company had accepted all the recommendations of the Audit Committee.

NOMINATION AND REMUNERATION COMMITTEE

The performance evaluation criteria for independent directors is determined by the Nomination and Remuneration Committee. An indicative list of factors on which evaluation was carried out includes participation and contribution by a Director, commitment, effective deployment of knowledge and expertise, integrity and maintenance of confidentiality and independence of behavior and judgment.

REMUNERATION POLICY

Remuneration policy of the Company is designed to create a high-performance culture. It enables the Company to attract, retain and motivate employees to achieve results.

The Company pays remuneration by way of salary, benefits, perquisites and allowances (fixed component) to its Managing Director and the Executive Directors. Annual increments are recommended by the Nomination and Remuneration Committee within the salary scale approved by the Board and Members and are effective April 1, each year.

The Company pays sitting fees of ₹20,000 per meeting to its Non-Executive Directors for attending meetings of the Board and meetings of committees of the Board.

The Company also reimburses the out-of-pocket expenses incurred by the Directors for attending the meetings. The Remuneration policy is available on <https://www.acilnet.com>

The Nomination & Remuneration Committee consists of the following members as on date of this Report:

Name of the Directors	Designation	Category
Mr. Arun Kumar Gupta	Member	Non-executive Independent Director
Dr. Sushil Chandra	Chairman	Non-executive Independent Director
Dr. Mohinder Sahlot	Member	Non-executive Independent Director

STAKEHOLDER'S RELATIONSHIP COMMITTEE

The Stakeholders Relationship Committee consists of the following members as on date of this Report:

Name of the Directors	Designation	Nature of Directorship
Dr. Sushil Chandra	Member	Non-executive Independent Director
Mr. Shobhit Uppal	Member	Dy. Managing Director
Dr. Mohinder Sahlot	Chairman	Non-executive Independent Director

CORPORATE SOCIAL RESPONSIBILITY (CSR)

As a part of its initiative under the "Corporate Social

Director's Report (Contd.)

Responsibility" (CSR) drive, the Company has undertaken projects in the areas of environment sustainability, preventive health care, eradication of hunger, education, women empowerment, health, Poor Child Transportation, School Building Construction and hygiene. These projects are in accordance with Schedule VII of the Act and the Company's CSR policy.

- ⊙ Eradicating hunger, poverty and malnutrition;
- ⊙ Promotion of healthcare including preventive healthcare;
- ⊙ Promotion of education and employment-enhancing vocational skills;
- ⊙ Ensuring environmental sustainability and animal welfare including measures for reducing inequalities faced by socially & economically backward groups;
- ⊙ Other areas approved by the CSR Committee within the ambit of CSR Rules as amended from time-to-time.

The Corporate Social Responsibility Committee, consists of the following Members as on date of this report:

Name of the Directors	Designation	Nature of Directorship
Dr. Sushil Chandra	Chairman	Non-executive Independent Director
Mr. Shobhit Uppal	Member	Dy. Managing Director
Mr. Arun Kumar Gupta	Member	Non-executive Independent Director

The Report on CSR activities as required under the Companies (Corporate Social Responsibility Policy) Rules, 2014 is annexed as Annexure 'A' and forms an integral part of this Report. The Policy has been uploaded on the Company's website at www.acilnet.com

RISK MANAGEMENT COMMITTEE

The Board of Directors of the Company has formed a Risk Management Committee to frame, implement and monitor the risk management plan for the Company.

The Committee is responsible for monitoring and reviewing the risk management plan and ensuring its effectiveness. The Audit Committee has additional oversight in the area of financial risks and controls. The major risks identified by the businesses and functions are systematically addressed through mitigating actions on a continuing basis. The development and implementation of risk management policy has been covered in the Management Discussion and Analysis, which forms part of this report.

HEALTH, SAFETY AND ENVIRONMENT

Health, safety and environment: One of the prerequisites for conducting business responsibly is a safe, healthy, and environment-friendly workplace. Ozone, the Health, Safety and

Environmental Management System (HSEMS) at Ahluwalia's, has evolved over the years into a robust management system guided by requirements from multiple stakeholders, including clients, internal customers, vendor partners, law enforcement and regulatory bodies, and the communities in which we operate. There is an increased focus globally on the needs and environmental issues and occupational health and safety, and greater emphasis on compliance with legislations and other requirements. Systems have been established in accordance with internationally recognised standards / specifications and Ahluwalia's is certified to ISO 9001:2015, ISO 14001:2015 and ISO 45001:2018 in India locations. Protecting the environment, providing the right workplace ambience and safeguarding health and safety of personnel, including employees, contract workers and visitors, are strategic priorities for us.

The HSEMS includes well-defined policies and procedures and also strives to keep interested parties well-informed, trained and committed to our HSE process.

PARTICULARS OF EMPLOYEES

The details required under Section 197(12) of the Act read with Rule 5(1) of the Companies (Appointment and Remuneration of Managerial Personnel) Rules, 2014, are annexed as Annexure-"B" and forms part of this report. Further, as required under the provisions of Rule 5(2) of the Companies (Appointment and Remuneration of Managerial Personnel) Rules, 2014, the name and other particulars of employees are set out in Annexure B and forms part of this report.

PREVENTION OF SEXUAL HARASSMENT AT WORKPLACE

As per the requirement of the Sexual Harassment of Women at Workplace (Prevention, Prohibition & Redressal) Act, 2013 ('POSH Act') and Rules made thereunder, your Company has constituted Internal Committees (IC). While maintaining the highest governance norms, the Company has appointed external independent persons who worked in this area and have the requisite experience in handling such matters, as Chairpersons of each of the Committees. To build awareness in this area, the Company has been conducting induction / refresher programmes in the organisation on a continuous basis. Your Company has also engaged with Government Authority and made suggestions to make POSH Act more enabling and easier to administer so that matters under this Act can be dealt with more efficiently.

VIGIL MECHANISM / WHISTLE BLOWER POLICY

In order to provide a mechanism to employees of the Company to disclose any unethical and improper practices or any other alleged wrongful conduct in the Company and to



prohibit managerial personnel from taking any adverse action against those employees, the Company has laid down a Vigil Mechanism also known as Whistle Blower Policy to deal with instance of fraud and mismanagement, if any. The details of the Vigil Mechanism or Whistle Blower Policy is explained in the Corporate Governance Report and also posted on the website of the Company. i.e. www.acilnet.com

CORPORATE GOVERNANCE

Maintaining high standards of Corporate Governance has been fundamental to the business of your Company since its inception. A separate report on Corporate Governance is provided together with a Certificate from the Practicing Company Secretary regarding compliance of conditions of Corporate Governance as stipulated under Listing Regulations. A Certificate of the MD and CFO of the Company in terms of Listing Regulations, inter-alia, confirming the correctness of the financial statements and cash flow statements, adequacy of the internal control measures and reporting of matters to the Audit Committee, is also annexed.

CODE OF CONDUCT FOR PREVENTION OF INSIDER TRADING

Your Company's Code of Conduct for Prevention of Insider Trading covers all the Directors, Senior Management Personnel, persons forming part of promoter(s)/promoter group(s) and such other designated employees of the Company, who are expected to have access to unpublished price sensitive information relating to the Company. The Directors, their relatives, senior management personnel, persons forming part of promoter(s)/promoter group(s), designated employees etc. are restricted in purchasing, selling and dealing in the shares of the Company while in possession of unpublished price sensitive information about the Company as well as during the closure of trading window.

The Board of Directors has approved and adopted the revised Code of Conduct to regulate, fair disclosure, Monitor and Report trading by Insiders in line with SEBI (Prohibition of Insider Trading) Amendment Regulation, 2018 and the same can be accessed on the website: <http://www.acilnet.com/about/code-of-conduct>

MANAGEMENT DISCUSSION AND ANALYSIS REPORT

In terms of SEBI (Listing Obligations and Disclosure Requirements) Regulations, 2015, a separate section on Management Discussion & Analysis report has been incorporated in the Annual Report for the information of the shareholders.

DEPOSITS

During the year under review, your Company has neither

invited nor accepted any public deposits from the public.

Pursuant to the Ministry of Corporate Affairs (MCA) notification dated 22nd January, 2019 amending the Companies (Acceptance of Deposits) Rules, 2014, the Company is required to file with the Registrar of Companies (ROC) requisite returns in Form DPT-3 for outstanding receipt of money/loan by the Company, which is not considered as deposits. The Company has complied the requirement within prescribed timeline.

FAMILIARIZATION PROGRAMME FOR INDEPENDENT DIRECTORS

Familiarisation Program of Independent Directors In compliance with the requirements of SEBI Listing Regulations, the Company has put in place a familiarisation programme for Independent Directors to familiarise them with their role, rights and responsibility as Directors, the operations of the Company, business overview etc. The details of the familiarisation programme are explained in the Corporate Governance Report and the same is also available on the website of the Company and can be accessed on the Company's website at www.acilnet.com

CREDIT RATING

The Company's financial discipline and prudence is reflected in the strong credit ratings ascribed by rating agencies as given below:

Facilities	Rating	Rating Action
Long Term Bank Facilities	CARE A+;Stable (Single A Plus; Outlook; Stable	Reaffirmed
Long term / short term Bank Facilities	CARE A+;Stable/ CARE A1 (Single A Plus; Outlook; Stable/A One)	Reaffirmed

CRITERIA FOR SELECTION OF CANDIDATES FOR MEMBERSHIP ON THE BOARD OF DIRECTORS AND THE REMUNERATION POLICY

As per the provisions of Section 178 of the Act and other relevant provisions and on the recommendation of Nomination & Remuneration Committee, the Board has framed a criteria for selection of Directors, a policy for remuneration of Directors, key managerial personnel ("KMP"), senior management personnel ("SMP") and other employees. The Criteria for selection of candidates for Membership on the Board of Directors and the remuneration policy are stated in the Corporate Governance Report.

BOARD EVALUATION

Director's Report (Contd.)

Pursuant to the provisions of the Act and the Listing Regulations, the Board has carried out an annual performance evaluation of its own performance, its committees and the individual Directors. The manner in which the evaluation has been carried out has been explained in the Corporate Governance Report.

RELATED PARTY DISCLOSURE

All the related party transactions entered during the year were in the ordinary course of business and on an arm's length basis. The related party transactions attracting the compliance under Section 177 of the Act and/or SEBI Listing Regulations were placed before the Audit Committee for necessary approval/review.

The routine related party transactions were placed before the Audit Committee for their approval. A statement of all related party transactions entered was presented before the Audit Committee on a quarterly basis, specifying the nature, value and any other related terms and conditions of the transactions.

Transactions to be reported in Form AOC-2 in terms of Section 134 of the Act read with Companies (Accounts) Rules, 2014. Further, the details of the transactions with related parties are provided in the Company's financial statements in accordance with the Indian Accounting Standards. As per Annexure-"C"

The Related Party Transactions Policy approved by the Board of Directors of the Company, as amended on 30th May, 2019 in line with the requirements of the SEBI (LODR) (Amendment) Regulations, 2018 has been uploaded on the website of the Company at www.acilnet.com

BUSINESS RESPONSIBILITY STATEMENT

As per SEBI Listing Regulations, a Business Responsibility Report, prepared on a voluntary basis covering the performance of the Company on the nine principles as per National Voluntary Guidelines (NVGs) is attached to this Annual Report.

CODES OF CONDUCT FOR DIRECTORS AND SR. MANAGEMENT PERSONNEL

The Company has adopted a Code of Conduct for its Executive Directors including a code of conduct for Independent Directors which suitably incorporates the duties of Independent Directors as laid down in the Act. The Company has also adopted the ACIL Code of Conduct for its Sr. Management personnel (GM and above) employees including the Managing and Executive Directors.

The above codes can be accessed on the Company's website at www.acilnet.com

In terms of the Listing Regulations, all Directors and senior

management personnel have affirmed compliance with their respective codes. The CEO & Managing Director, Whole Time Directors / Independent Director have also confirmed and certified the same, which certification is provided at the end of the Report on Corporate Governance.

SUBSIDIARIES COMPANIES

As on 31st March, 2020, the Company had Five (5) subsidiaries i.e. 100% wholly-owned subsidiaries the details are as under:

Premsagar Merchants Pvt. Ltd Regd. office: KB-25, Salt lake City, Sector-iii, Kolkata- 700 098 CIN: U51109WB2007PTC119814	Dipesh Mining Pvt. Ltd Regd. office: KB-25, Salt lake City, Sector-iii, Kolkata- 700 098 CIN: U13100WB2007PTC115150
Splendor Distributors Pvt. Ltd Regd. office: KB-25, Salt lake City, Sector-iii, Kolkata- 700 098 CIN: U51909WB2007PTC119832	Jiwanjyoti Traders Pvt. Ltd Regd. office: KB-25, Salt lake City, Sector-iii, Kolkata- 700 098 CIN: U51109WB2007PTC119680
Paramount Dealcomm Pvt. Ltd Regd. office: KB-25, Salt lake City, Sector-iii, Kolkata- 700 098 CIN: U51109WB2007PTC119813	

Pursuant to provisions of section 129(3) of the Act, a statement containing salient features of the financial statements of the Company's subsidiaries in Form AOC-1 is annexed as Annexure-"D" to the Boards report of the Company.

PARTICULARS OF LOANS, INVESTMENTS AND GUARANTEES

The details of Loans, guarantees and investments covered under Section 186 of the Companies Act, 2013 form part of the Notes to the financial statements provided in this Annual Report.

EXTRACT OF ANNUAL RETURN

Pursuant to Section 92 of the Act and Rule 12 of The Companies (Management and Administration) Rules, 2014, the extract of Annual Return in Form MGT-9, is provided as Annexure-"E".

STATUTORY AUDITORS

At the 38th Annual General Meeting (AGM) held on 28th September 2017, the Members had approved the appointment of M/s. Amod Agrawal & Associates, Chartered Accountants (ICAI Firm Registration No.005780N) as the Statutory Auditors for a period of 3 years commencing to hold office till the conclusion of the 41st AGM to be held in the year 2020. Their term to hold office will be expired at the ensuing



Annual General Meeting. The Board has recommended for their re-appointment for another period of 5 year commencing from the conclusion of this 41st Annual General Meeting until the conclusion of the 46th Annual General Meeting. Also, The Statutory Auditors have consented to the said appointment and confirmed that their appointment, if made, would be within the limits mentioned under Section 143(3)(g) of the Companies Act 2013 and the Companies (Audit and Auditors) Rules, 2014.

During the period under review, no incident of frauds was reported by the Statutory Auditors pursuant to Section 143(12) of the Companies Act 2013.

The standalone and the consolidated financial statements of the Company have been prepared in accordance with Indian Accounting Standards (Ind AS) notified under Section 133 of the Act. The Statutory Auditor's report does not contain any qualifications, reservations, adverse remarks or disclaimers. The Statutory Auditors was present at the last Annual General Meeting (AGM)

COST AUDITORS

Your Board has appointed M/s. N. M & Co., Cost Accountants, (FRN 000545) as Cost Auditors of the Company for conducting the cost audit for FY 2020-21. A resolution seeking ratification of remuneration payable to the Cost Auditors for FY 2020-21 is provided in the Notice of the ensuing AGM.

The Cost Audit Report and the Compliance Report of your Company for FY 2018-19, was filed on 24th January 2020 with the Ministry of Corporate Affairs through Extensive Business Reporting Language (XBRL). Further, the cost accounts and records as required to be maintained under Section 148 of the Act are duly made and maintained by the Company.

SECRETARIAL AUDIT

Mr. Santosh Kumar Pradhan, Company Secretaries, has been appointed by the Board of Directors of the Company to carry out the Secretarial Audit under the provision of Section 204 of the Act for the financial year ended 31st March, 2020. The Secretarial Audit report for financial year ended on 31st March, 2020 is enclosed as Annexure "F".

Further, the Secretarial Auditors' Report being self-explanatory, does not call for any further comments by the Board of Directors as there are no qualifications, reservation or adverse remark or disclaimer made in the Audit Report for the financial year ended 31st March, 2020.

INTERNAL FINANCIAL CONTROL SYSTEMS AND THEIR

ADEQUACY

Your Company has an effective internal control and risk-mitigation system, which are constantly assessed and strengthened with new/revised standard operating procedures. The Company's internal control system is commensurate with its size, scale and complexities of its operations. The main thrust of internal audit is to test and review controls, appraisal of risks and business processes, besides benchmarking controls with best practices in the industry.

The Audit Committee of the Board of Directors actively reviews the adequacy and effectiveness of the internal control systems and suggests improvements to strengthen the same. The Company has a robust Management Information System, which is an integral part of the control mechanism.

The Audit Committee of the Board of Directors, Statutory Auditors and the cluster heads are periodically apprised of the internal audit findings and corrective actions taken. Audit plays a key role in providing assurance to the Board of Directors. Significant audit observations and corrective actions taken by the management are presented to the Audit Committee of the Board. To maintain its objectivity and independence, the Internal Audit function reports to the Chairman of the Audit Committee.

COMPLIANCE WITH SECRETARIAL STANDARDS

The Company confirms compliance with the applicable requirements of Secretarial Standards 1 and 2 prescribed by the Institute of Company Secretaries of India (ICSI)

CONSERVATION OF ENERGY

The Company's core activities are civil construction which is not power intensive. The Company is every effort to conserve the usages of Power.

RESEARCH & DEVELOPMENT AND TECHNOLOGY ABSORPTION

The Company has not incurred significant amount in R&D and Technology Absorption.

FOREIGN EXCHANGE - EARNINGS AND OUTGO

(Amount ₹ in Lakhs)

Particulars – Standalone	FY 2019-20	FY 2018-19
Foreign Exchange Earnings	NIL	NIL
Foreign Exchange Outflow mainly on account of		
Raw Material	-	1,085.73
Capital Goods	391.41	NIL
Advance Payment for Raw Material	72.39	64.60

Director's Report (Contd.)

(Amount ₹ in Lakhs)

Particulars – Standalone	FY 2019-20	FY 2018-19
Advance Payment for Capital Goods	NIL	NIL
Travelling Expenses	11.72	11.50
Consultancy Charges / Technical Fee	NIL	NIL

DIRECTORS' RESPONSIBILITY STATEMENT

During the FY 2019-20, accordingly, pursuant to Section 134(5) of the Act, the Board of Directors, to the best of its knowledge and ability, confirm that based on the framework of IFC and compliance systems established and maintained by the Company, work performed by the internal, statutory, cost auditors, secretarial auditors and external consultants including audit of IFC for financial reporting by the statutory auditors and the reviews performed by management and the relevant Board Committees, including the Audit Committee, the Board is of the opinion that the Company's IFC were adequate and effective

- in the preparation of the annual accounts, the applicable accounting standards had been followed and there are no material departures;
- the Directors had selected such accounting policies and applied them consistently and made judgments and estimates that are reasonable and prudent so as to give a true and fair view of the state of affairs of the Company at the end of the financial year and of the profit of the Company for that period;
- the Directors had taken proper and sufficient care for the maintenance of adequate accounting records in accordance with the provisions of the Companies Act, 2013 for safeguarding the assets of the Company and for preventing and detecting fraud and other irregularities;
- the Directors had prepared the annual accounts on a going concern basis;
- the Directors had laid down internal financial controls to be followed by the Company and that such internal financial controls are adequate and were operating effectively (refer section 10);
- the Directors had devised proper systems to ensure compliance with the provision of all applicable laws and that such systems were adequate and operating effectively.

MATERIAL CHANGES AND COMMITMENTS AFFECTING FINANCIAL POSITION BETWEEN THE END OF THE FINANCIAL YEAR AND DATE OF THE REPORT

There have been no material changes and commitments, which affect the financial position of the Company, that have occurred between the end of the financial year to which the financial statements relate and the date of this report.

STOCK EXCHANGE LISTING

The shares of the Company are listed on BSE Limited (BSE), National Stock Exchange of India Limited and Calcutta Stock Exchange Association (CSE). The listing fee for the financial year 2020-21 has been paid to BSE, CSE and National Stock Exchange of India Limited.

TRANSFER TO INVESTOR EDUCATION AND PROTECTION FUND (IEPF)

The Company has transferred to IEPF, a sum of ₹ NIL to Investor Education and protection fund, in compliance with provisions of the Companies Act, 2013. The said amount represents dividend for the year 2011-12 which remained unclaimed by the shareholders of the Company for period exceeding 7 years from its due date of payment.

ACKNOWLEDGEMENTS

On behalf of the Directors of the Company, I would like to place on record our deep appreciation to our shareholders, clients, business partners, vendors - both international and domestic, bankers, financial institutions and others for all the support rendered during the year under review.

The Directors are thankful to the Government of India, the various ministries of the State Governments, the central and state electricity regulatory authorities, municipal authorities of Mumbai and Delhi and local authorities in areas where we are operational in India; and for all the support rendered during the year under review.

Finally, we appreciate and value the contributions made by all our employees and their families for making the Company what it is.

On behalf of the Board of Directors

Ahluwalia Contracts (India) Ltd

Sd/-

(Bikramjit Ahluwalia)

Chairman & Managing Director

DIN: 00304947

Date: 14-08-2020

Place: New Delhi



Director's Report (Contd.)

Annexure- A

ANNUAL REPORT ON CORPORATE SOCIAL RESPONSIBILITY (CSR) ACTIVITIES

[Pursuant to clause (o) of sub-section (3) of section 134 of the Act and Rule 9 of the Companies (Corporate Social Responsibility) Rules, 2014]

A brief outline of the Company's CSR Policy, including overview of projects or programs proposed to be undertaken and a reference to the web-link to the CSR Policy and projects or programs.

Projects and programs undertaken by the Company with respect to CSR are covered under Corporate Social Responsibility Section of Annual Report.

The CSR Policy of Ahluwalia Contracts (India) Limited is aimed to direct CSR Programs, inter alia, towards promotion of education, providing preventive healthcare and providing sanitation and drinking water to those from disadvantaged sections of society, especially in the Company' local vicinity in Remote Area as well as to promote Education for poor children.

The Committee has approved a Corporate Social Responsibility policy and the major guiding principle to attain the CSR objectives in a professional and integrated manner, are as under:-

- ⊙ Undertake proactive engagement with stakeholders to actively contribute to the socio-economic development of the periphery/community in which it operates.
- ⊙ Using environment friendly and safe processes in production.
- ⊙ Create a positive footprint within the society by creating inclusive and enabling infrastructure/ environment for livable communities.
- ⊙ Ensure environmental sustainability by adopting best ecological practices and encouraging conservation/ judicious use of natural resources.
- ⊙ Work towards mainstreaming the marginalized segments of the society by striving towards providing equal opportunities and making meaningful difference in their lives.
- ⊙ Focus on educating the poor (BPL) child and the underprivileged by providing appropriate infrastructure, and groom them as future value creators.

- ⊙ Assist in skill development by providing direction and technical expertise to the vulnerable thereby empowering them towards a dignified life.

- ⊙ Emphasize on providing basic nutrition/health care facilities with special focus on establishing health centres for the mother and child as well as the elderly.

Facilitate water conservation by reducing water consumption at the plants and taking up rain water harvesting projects.

The CSR projects are headed by the Executive Director of the Company and the progress in implementation of the projects are presented before the CSR Committee and the Board from time to time.

Web-link of CSR Policy at www.acilnet.com

I. Composition of the CSR committee:

Name	Designation
Dr. Sushil Chandra	Chairman
Mr. Shobhit Uppal	Member
Mr. Arun Kumar Gupta	Member

II. Average net profit of the Company for last three financial years: ₹16,398 Lakhs

III. Prescribed CSR expenditure (Two percent of the average net profit as calculated above):

Particulars	Amount in ₹ Lakhs
Average Net Profit for the preceding three years	₹16,397.94
Prescribed CSR @2%	₹327.96

IV. Details of CSR spend for the financial year:

Descriptions	Amount in ₹ Lakhs
Total amount spent for the FY 2019-20	₹68.07
Amount unspent during FY 2019-20	₹259.89

Manner in which Amount spent during the financial year 2019-20 is detailed as under:

Sr. No	CSR Project or Activity identified	Sector in which Project is covered	Specify the area where projects or programs was undertaken	Budget project or programs wise	Amount spent on the projects or program (₹ in Lakhs)	Amount spent: direct or through implementing agency
1	Shiv Shakti Education Society	Health and Education & Skill development Training Institute	Promoting Education Sector	--	26.31	Direct
2	Santhigiri Preventive Health Care Research Centre	Skill development Training Institute	Promoting Health Care including preventive health care	--	20.00	Direct
3	India Vision Realty & Infrastructure Pvt. Co.	Skilled Labour Education	Promoting Education & Training including skill development	--	21.76	Direct
	Total			--	68.07	

In case the Company has failed to spend the two per cent of the average net profit of the last three financial years or any part thereof, the Company shall provide the reasons for not spending the amount in its Board Report:

Some of the Company's CSR initiatives are multiyear projects and hence the spent may vary from year to year.

The CSR Committee confirms that the implementation and monitoring of CSR Policy, is in compliance with CSR objectives and Policy of the Company:

V. Reason for not spending the amount specialized in item no. (IV)

During the year, the budget outlay of ₹327.96 Lakhs has been approved by the Board of Directors. As per the programme, the Company has started implementation of CSR activities. However, during the year, it was considered pragmatic to spend ₹68.07 Lakhs in health care and Education sector. The Company has a stringent process for selecting CSR projects. Only these projects that yield maximum impact are selected and supported. During the year the Company has not been able to find right projects to spend the balance amount of ₹259.89 Lakhs wisely and effectively on CSR. The Company is actively looking to identify additional projects to increase its CSR spending.

VI. Responsibility Statement

The implementation and monitoring of CSR Policy, is in compliance with CSR objectives and Policy of the Company.

We hereby declare that implementation and monitoring of the CSR Policy are in compliance with CSR objectives.

Regd. Office:

Plot No. A-177, Okhla Industrial Area
Phase-I, New Delhi-110020

(Sushil Chandra)

Chairman of CSR Committee
DIN: 00502167

(Bikramjit Ahluwalia)

Chairman & Managing Director
DIN No. 00304947

Dated: 14-08-2020

Place: New Delhi



Director's Report (Contd.)

Annexure - B

A. Disclosures pursuant to Section 197(12) of the Companies Act, 2013 and rule 5(1) of the Companies (Appointment and Remuneration of Managerial Personnel) Rules, 2014 are given below:

1. The ratio of the remuneration of each Director to the median remuneration of the employees of the Company for the year 2019-20:

Sr. No	Name of the Directors	Designation	Ratio
1	Bikramjit Ahluwalia	Chairman & Managing Director	35.79:1
2	Shobhit Uppal	Dy. Managing Director	47.73:1
3	Vikas Ahluwalia	Whole Time Director	17.05:1
4	Sanjiv Sharma	Whole Time Director	11.59:1

2. The percentage increase in remuneration of each director, chief executive officer, chief financial officer, company secretary in the financial year:

Sr. No	Name of the Directors / KMP	Designation	Increase*
1	Bikramjit Ahluwalia	Chairman & Managing Director	NIL
2	Shobhit Uppal	Dy. Managing Director	NIL
3	Vikas Ahluwalia	Whole Time Director	NIL
4	Sanjiv Sharma	Whole Time Director	NIL

Sr. No	Name of the Directors / KMP	Designation	Increase*
5	Vipin Kumar Tiwari	Company Secretary	NIL
6	Satbeer Singh	Chief Financial Officer	NIL

* % increase does not include payment made towards leave encashment, payment of past arrears and perquisites yet to be claimed after the date of balance sheet pertaining to financial year.

3. The percentage increase in the median remuneration of employees in the financial year was 11.05%
4. The number of permanent employees on the rolls of the Company: 2,093
5. The average Increase in percentage of salaries of employees other than managerial personnel in FY 2019-20 was 11% (Approx.), whereas there was no change in Managerial remuneration for the same financial year.
6. We affirmed that the remuneration is as per the Remuneration Policy of the Company.

(B) The Information required under Section 197 of the Act read with rule 5(2) & 5(3) of the Companies (Appointment and Remuneration of Managerial Personnel) Rules, 2014 amended vide notification dated 30th June, 2016 are given below:

(i) Name of top Ten employees

Sr. No	Name of Employees	Designation	Remuneration (₹ in Lakhs) Per Annum	Nature of employment (Contractual or otherwise)	Qualification and Experience	Date of Commencement of employment	Age	Last employment before joining the Company	% of Equity shares held by such employee	Whether any such employee is a relative of any director or manager of the Company
1	Bikramjit Ahluwalia	Chairman & Managing Director	126.00	Business	Civil Engineer 53 Years	02.06.1979	81	Since Incorporation	11.93%	Father in law of Dy. Managing Director
2	Shobhit Uppal	Dy. Managing Director	168.00	Business	Electrical Engineer 25 Years	25.03.1994	53	Business	6.43%	Son in law of Managing Director
3	Vikas Ahluwalia	Whole Time Director	60.00	Business	Civil Engineer 20 Years	01.04.2018	46	Business	0.05%	Son of Managing Director
4	Sanjiv Sharma	Whole Time Director	27.20*	Service	M. Tech 22 Years	01-08-2019 as Director	51	Private Co.	-	Employee of the Company
5	Avtar Singh Saini	Vice President (Projects)	54.95	Regular	Civil Engineer 33 Years	15.05.2008	58	Private Co	-	--
6	Bharat Srivastava	Vice President (F & A)	50.66	Regular	ICWA 30 Years	22.11.1999	53	Private Co.	-	-
7	Sunil Kumar Saxena	Senior Vice President (Project)	47.15	Regular	Civil Engineer 26 Years	10.02.2016	51	Private Co	-	-
8	Harpal Singh	Asst. Vice President-Projects	41.79	Regular	Civil Engineer 32 Years	01.12.1995	59	Private Co	-	-
9	Mohan Prabhakar Achalkar	Asst. Vice President Projects	37.80	Regular	BE Civil Engineer 29 Years	07-10-2019	29	Private Co	-	-
10	Rakesh Kumar Sharma	Assistant Vice President-Projects	36.30	Regular	Civil Engineer 29 Years	13.06.1989	53	Private Co	-	-

*Mr. Sanjiv Sharma was appointed as Whole Time Director w.e.f. 01-08-2019 (Part of the Year) his remuneration is ₹3.40 Lakhs per Months for the part of the year.

Employed throughout the financial year, was in receipt of remuneration for that year which, in the aggregate, was not less than ₹ One Crores Two Lakhs.



Director's Report (Contd.)

Annexure - B (Contd.)

Employed throughout the financial year, was in receipt of remuneration for that year which, in the aggregate, was not less than Rs. One Crores Two Lakhs.

Sr. No	Name of Employees	Designation	Remuneration Rs. in Lakhs	Nature of employment (Contractual or otherwise)	Qualification and Experience	Date of commencement of employment	Age	Last employment before joining the Company	% of Equity shares held by such employee	Whether any such employee is a relative of any director or manager of the Company
1	Bikramjit Ahluwalia	Managing Director	126.00	Business	Civil Engineer	02-06-1979	80	Business	11.93%	Father in law of Dy.Managing Director
2	Shobhit Uppal	Dy. Managing Director	168.00	Business	Electrical Engineer	25.03.1994	52	Business	6.43%	Son in law of Managing Director

(ii) Employed throughout the financial year or part thereof, was in receipt of remuneration in that year which, in the aggregate, or as the case may be, at a rate which, in the aggregate, is in excess of that drawn by the managing director or whole time director or manager and holds by himself or along with his spouse and dependent children, not less than 2% of the equity shares of the Company.

Sr. No	Name of Employees	Designation	Remuneration Rs. in Lakh	Nature of employment (Contractual or otherwise)	Qualification and Experience	Date of commencement of employment	Age	Last employment before joining the Company	% of Equity shares held by such employee	Whether any such employee is a relative of any director or manager of the Company
1	Vinay Pal	Whole Time Director	10.90	Service	Graduate	Resigned on 31-05-2019	59	Private Co.	-	Employee of the Company

(iii) Mr. Vinay Pal has Resigned as Whole Time Director w.e.f. 31-05-2019 and his remuneration is 5.45 Lakhs per months

Regd. Office:

Plot No. A-177, Okhla Industrial Area
Phase-1, New Delhi-110020

On behalf of the Board of Directors

(Bikramjit Ahluwalia)

Chairman & Managing Director

DIN No. 00304947

Dated: 14-08-2020

Annexure - C

FORM NO. AOC-2

(Pursuant to clause (h) of sub-section (3) of section 134 of the Act and Rule 8(2) of the Companies (Accounts) Rules, 2014)

Disclosure of particulars of contracts/arrangements entered into by the Company with related parties referred to in sub-section (1) of section 188 of the Companies Act, 2013 including certain arm's length transactions under third proviso thereto

1) Details of Contract or arrangements or transactions not at Arm's Length basis

There were no contracts or arrangements or transactions entered into during the year ended on 31st March, 2020 which were not at arm's length basis.

2) Details of Material contracts or arrangements or transactions at Arm's Length basis

Sl.	Particulars	Details
1	Name(s) of the related party and nature of relationship	Mrs. Sudershan Walia wife of Mr. Bikramjit Ahluwalia, Chairman & Managing Director
2	Nature of contracts / arrangements / transactions	Rent paid ₹4.50 Lakhs P.M.
3	Duration of the contracts / arrangements / transactions	Continuous
4	Salient terms of the contracts or arrangements or transactions including the value, if any	As per Agreement
5	Date(s) of approval by the Board	30-05-2014
6	Amount paid as advances, if any	Nil

Sl.	Particulars	Details
1	Name(s) of the related party and nature of relationship	Mrs. Rachna Uppal Wife of Mr. Shobhit Uppal, Dy. Managing Director
2	Nature of contracts / arrangements / transactions	Rent paid ₹1 Lakh p.m.
3	Duration of the contracts / arrangements / transactions	Continuous
4	Salient terms of the contracts or arrangements or transactions including the value, if any	As per Agreement
5	Date(s) of approval by the Board	30-05-2014
6	Amount paid as advances, if any	Nil

Sl.	Particulars	Details
1	Name(s) of the related party and nature of relationship	Ahluwalia Construction Group, Mr. Bikramjit Ahluwalia, Proprietor of the firm
2	Nature of contracts / arrangements / transactions	Rent paid ₹0.25 Lakh p.m.
3	Duration of the contracts / arrangements / transactions	Continuous
4	Salient terms of the contracts or arrangements or transactions including the value, if any	As per Agreement
5	Date(s) of approval by the Board	30-05-2014
6	Amount paid as advances, if any	Nil



Director's Report (Contd.)

Annexure - C (Contd.)

Sl.	Particulars	Details
1	Name(s) of the related party and nature of relationship	Mrs. Mukta Ahluwalia Daughter of Mr. Bikramjit Ahluwalia, Chairman & Managing Director
2	Nature of contracts / arrangements / transactions	Rent paid of ₹0.50 Lakhs p.m.
3	Duration of the contracts / arrangements / transactions	Continuous
4	Salient terms of the contracts or arrangements or transactions including the value, if any	As per Agreement
5	Date(s) of approval by the Board	22-08-2017
6	Amount paid as advances, if any	Nil

Regd. Office:

Plot No. A-177, Okhla Industrial Area

Phase-I, New Delhi-110020

Dated: 14-08-2020

On behalf of the Board of Directors

(Bikramjit Ahluwalia)

Chairman & Managing Director

DIN No. 00304947

Annexure - D

FORM NO. AOC-1

(Pursuant to first proviso to sub-section (3) of section 129 read with rule 5 of Companies (Accounts) Rules, 2014)

Statement containing salient features of the financial statement of subsidiaries/associate companies/joint ventures

Part "A": Subsidiaries

(Information in respect of each subsidiary to be presented with amount in Lakhs ₹)

1.	Sl. No.	1
2.	Name of the Subsidiary	Dipesh Mining Pvt. Ltd
3.	Reporting period for the subsidiary concerned, if different from the holding Company's reporting period	31st March, 2020
4.	The date since when subsidiary was acquired	31.07.2008
5.	Reporting currency and Exchange rate as on the last date of the relevant Financial Year in the case of foreign subsidiaries.	₹ in Lakhs
6.	Share Capital	₹ 103.25
7.	Reserves & Surplus	₹ (30.73)
8.	Total Assets	₹ 81.43
9.	Total Liabilities	₹ 8.91
10.	Investments	₹ NIL
11.	Turnover	₹ NIL
12.	Profit before taxation	₹ (0.89)
13.	Provision for taxation	₹ NIL/-
14.	Profit after taxation	₹ (0.89)
15.	Proposed Dividend	₹ NIL
16.	% of Shareholding	100%

1.	Sl. No.	2
2.	Name of the Subsidiary	Jiwanjyoti Traders Pvt. Ltd.
3.	Reporting period for the subsidiary concerned, if different from the holding Company's reporting period	31st March, 2020
4.	The date since when subsidiary was acquired	31.07.2008
5.	Reporting currency and Exchange rate as on the last date of the relevant Financial Year in the case of foreign subsidiaries.	₹ in Lakhs
6.	Share Capital	₹ 98.50/-
7.	Reserves & Surplus	₹ (23.13)/-
8.	Total Assets	₹ 81.30/-
9.	Total Liabilities	₹ 5.93/-
10.	Investments	₹ NIL
11.	Turnover	₹ NIL
12.	Profit before taxation	₹ (0.89)/-
13.	Provision for taxation	₹ NIL/-
14.	Profit after taxation	₹ (0.89)/-
15.	Proposed Dividend	₹ NIL
16.	% of Shareholding	100%

1.	Sl. No.	3
2.	Name of the Subsidiary	Paramount Dealcomm Pvt. Ltd.
3.	Reporting period for the subsidiary concerned, if different from the holding Company's reporting period	31st March, 2020
4.	The date since when subsidiary was acquired	31.07.2008
5.	Reporting currency and Exchange rate as on the last date of the relevant Financial Year in the case of foreign subsidiaries.	₹ in Lakhs
6.	Share Capital	₹ 99.50/-
7.	Reserves & Surplus	₹ (22.87)/-
8.	Total Assets	₹ 81.81/-
9.	Total Liabilities	₹ 5.18/-
10.	Investments	₹ NIL
11.	Turnover	₹ NIL
12.	Profit before taxation	₹ (0.89)/-



Director's Report (Contd.)

Annexure - D (Contd.)

1.	Sl. No.	3
13.	Provision for taxation	₹ NIL/-
14.	Profit after taxation	₹ (0.89)/-
15.	Proposed Dividend	₹ NIL
16.	% of Shareholding	100%

1.	Sl. No.	4
2.	Name of the Subsidiary	PremSagar Merchants Pvt. Ltd.
3.	Reporting period for the subsidiary concerned, if different from the holding Company's reporting period	31st March, 2020
4.	The date since when subsidiary was acquired	31.07.2008
5.	Reporting currency and Exchange rate as on the last date of the relevant Financial Year in the case of foreign subsidiaries.	₹ in Lakhs
6.	Share Capital	₹ 88.75/-
7.	Reserves & Surplus	₹ (20.42)/-
8.	Total Assets	₹ 75.50/-
9.	Total Liabilities	₹ 7.17/-
10.	Investments	₹ NIL
11.	Turnover	₹ NIL
12.	Profit before taxation	₹ (0.89)/-
13.	Provision for taxation	₹ NIL/-
14.	Profit after taxation	₹ (0.89)/-
15.	Proposed Dividend	₹ NIL
16.	% of Shareholding	100%

1.	Sl. No.	5
2.	Name of the Subsidiary	Splendor Distributors Pvt. Ltd.
3.	Reporting period for the subsidiary concerned, if different from the holding Company's reporting period	31st March, 2020
4.	The date since when subsidiary was acquired	31.07.2008
5.	Reporting currency and Exchange rate as on the last date of the relevant Financial Year in the case of foreign subsidiaries.	₹ in Lakhs
6.	Share Capital	₹ 100.00/-
7.	Reserves & Surplus	₹ (22.94)/-
8.	Total Assets	₹ 83.01/-
9.	Total Liabilities	₹ 5.95/-
10.	Investments	₹ NIL
11.	Turnover	₹ NIL
12.	Profit before taxation	₹ (0.89)/-
13.	Provision for taxation	₹ NIL/-
14.	Profit after taxation	₹ (0.89)/-
15.	Proposed Dividend	₹ NIL
16.	% of Shareholding	100%

Regd. Office:

Plot No. A-177, Okhla Industrial Area
Phase-I, New Delhi-110020
Date: 14.08.2020

on behalf of the Board of Directors

(Bikramjit Ahluwalia)
Chairman & Managing Director
DIN No. 00304947

(Shobhit Uppal)
Deputy MD
DIN:00305264

(Satbeer Singh)
CFO
PAN: ARLPS6573L

(Vipin Kumar Tiwari)
G.M. (Corporate) & Company Secretary
ACS: 10837

Annexure - E

FORM NO. MGT-9

EXTRACT OF ANNUAL RETURN

As on the financial year ended on 31st March, 2020

[Pursuant to section 92(3) of the Companies Act, 2013 and rule 12(1) of the Companies Management and Administration) Rules, 2014]

I. REGISTRATION AND OTHER DETAILS

Sl. No.	Particulars	Details
i	CIN	L45101DL1979PLC009654
ii	Registration Date	02-06-1979
iii	Name of the Company	AHLUWALIA CONTRACTS (INDIA) LIMITED
iv	Category / Sub-Category of the Company	Public Company/Limited By Shares
v	Address of the Registered office and contact details	A-177, Okhla Industrial Area Phase-I, New Delhi-110 020 Tel.: +91-11-49410502, 517, 599 Fax.: +91-11-49410553 Email: cs.corpoffice@acilnet.com
vi	Whether listed company	Yes
vii	Name, Address and Contact details of Registrar and Transfer Agent	LINK INTIME INDIA PVT. LTD. (RTA) Noble Heights, 1st Floor, Plot NH 2, C-1, Block LSC, Near Savitri Market, Janakpuri, New Delhi – 110058, Phone: +91 11 - 414 10592, 93, 94; Fax: +91 11 - 414 10591 Email: delhi@linkintime.co.in

II. PRINCIPAL BUSINESS ACTIVITIES OF THE COMPANY

All the business activities contributing 10% or more of the total turnover of the company shall be stated

Sl. No.	Name & description of the main products/services	NIC Code of product/service	% to total turnover of the Company
1	Contract work Receipts	410	99.14

III. PARTICULARS OF HOLDING, SUBSIDIARY AND ASSOCIATE COMPANIES

Sl. No.	Company's Name	CIN/GLN		Holding %age	Section
1	Premasagar Merchants Private Limited	U51109WB2007PTC119814	Subsidiary	100	2(87)(ii)
2	Splendor Distributors Private Limited	U51909WB2007PTC119832	Subsidiary	100	2(87)(ii)
3	Jiwanjyoti Traders Private Limited	U51109WB2007PTC119680	Subsidiary	100	2(87)(ii)
4	Dipesh Mining Private Limited	U13100WB2007PTC115150	Subsidiary	100	2(87)(ii)
5	Paramount Dealcomm Private Limited	U51109WB2007PTC119813	Subsidiary	100	2(87)(ii)



Director's Report (Contd.)

IV. SHAREHOLDING PATTERN (EQUITY SHARE CAPITAL BREAKUP AS PERCENTAGE OF TOTAL EQUITY)

(i) Category-wise shareholding

Sr. No	Category of Shareholders	Shareholding at the beginning of the year - 2019			Shareholding at the end of the year - 2020			% Change during the year	
		Demat	Physical	Total	% of Total Shares	Demat	Physical		Total
(A)	Shareholding of Promoter and Promoter Group								
[1]	Indian								
(a)	Individuals / Hindu Undivided Family	38797918	0	38797918	57.9181	38830977	0	38830977	57.9674
(b)	Central Government / State Government(s)	0	0	0	0.0000	0	0	0	0.0000
(c)	Financial Institutions / Banks	0	0	0	0.0000	0	0	0	0.0000
(d)	Any Other (Specify)								
	Bodies Corporate	25000	0	25000	0.0373	25000	0	25000	0.0373
	Sub Total (A)(1)	38822918	0	38822918	57.9554	38855977	0	38855977	58.0048
[2]	Foreign								
(a)	Individuals (Non-Resident Individuals / Foreign Individuals)	0	0	0	0.0000	0	0	0	0.0000
(b)	Government	0	0	0	0.0000	0	0	0	0.0000
(c)	Institutions	0	0	0	0.0000	0	0	0	0.0000
(d)	Foreign Portfolio Investor	0	0	0	0.0000	0	0	0	0.0000
(e)	Any Other (Specify)								
	Sub Total (A)(2)	0	0	0	0.0000	0	0	0	0.0000
	Total Shareholding of Promoter and Promoter Group(A)=(A)(1)+(A)(2)	38822918	0	38822918	57.9554	38855977	0	38855977	58.0048
(B)	Public Shareholding								
[1]	Institutions								
(a)	Mutual Funds / UTI	13623324	0	13623324	20.3371	15376998	0	15376998	22.9550
(b)	Venture Capital Funds	0	0	0	0.0000	0	0	0	0.0000
(c)	Alternate Investment Funds	378752	0	378752	0.5654	175000	0	175000	0.2612
(d)	Foreign Venture Capital Investors	0	0	0	0.0000	0	0	0	0.0000
(e)	Foreign Portfolio Investor	11288090	0	11288090	16.8510	10394478	0	10394478	15.5170
(f)	Financial Institutions / Banks	5861	0	5861	0.0087	6787	0	6787	0.0101
(g)	Insurance Companies	0	0	0	0.0000	34340	0	34340	0.0513
(h)	Provident Funds/ Pension Funds	0	0	0	0.0000	0	0	0	0.0000
(i)	Any Other (Specify)								
	Sub Total (B)(1)	25296027	0	25296027	37.7623	25987603	0	25987603	38.7947
	Sub Total (B)(2)								
	Sub Total (B)								
	Sub Total (B)(1)								
	Sub Total (B)(2)								
	Sub Total (B)								
	Sub Total (B)(1)								
	Sub Total (B)(2)								
	Sub Total (B)								
	Sub Total (B)(1)								
	Sub Total (B)(2)								
	Sub Total (B)								
	Sub Total (B)(1)								
	Sub Total (B)(2)								
	Sub Total (B)								
	Sub Total (B)(1)								
	Sub Total (B)(2)								
	Sub Total (B)								
	Sub Total (B)(1)								
	Sub Total (B)(2)								
	Sub Total (B)								
	Sub Total (B)(1)								
	Sub Total (B)(2)								
	Sub Total (B)								
	Sub Total (B)(1)								
	Sub Total (B)(2)								
	Sub Total (B)								
	Sub Total (B)(1)								
	Sub Total (B)(2)								
	Sub Total (B)								
	Sub Total (B)(1)								
	Sub Total (B)(2)								
	Sub Total (B)								
	Sub Total (B)(1)								
	Sub Total (B)(2)								
	Sub Total (B)								
	Sub Total (B)(1)								
	Sub Total (B)(2)								
	Sub Total (B)								
	Sub Total (B)(1)								
	Sub Total (B)(2)								
	Sub Total (B)								
	Sub Total (B)(1)								
	Sub Total (B)(2)								
	Sub Total (B)								
	Sub Total (B)(1)								
	Sub Total (B)(2)								
	Sub Total (B)								
	Sub Total (B)(1)								
	Sub Total (B)(2)								
	Sub Total (B)								
	Sub Total (B)(1)								
	Sub Total (B)(2)								
	Sub Total (B)								
	Sub Total (B)(1)								
	Sub Total (B)(2)								
	Sub Total (B)								
	Sub Total (B)(1)								
	Sub Total (B)(2)								
	Sub Total (B)								
	Sub Total (B)(1)								
	Sub Total (B)(2)								
	Sub Total (B)								
	Sub Total (B)(1)								
	Sub Total (B)(2)								
	Sub Total (B)								
	Sub Total (B)(1)								
	Sub Total (B)(2)								
	Sub Total (B)								
	Sub Total (B)(1)								
	Sub Total (B)(2)								
	Sub Total (B)								
	Sub Total (B)(1)								
	Sub Total (B)(2)								
	Sub Total (B)								
	Sub Total (B)(1)								
	Sub Total (B)(2)								
	Sub Total (B)								
	Sub Total (B)(1)								
	Sub Total (B)(2)								
	Sub Total (B)								
	Sub Total (B)(1)								
	Sub Total (B)(2)								
	Sub Total (B)								
	Sub Total (B)(1)								
	Sub Total (B)(2)								
	Sub Total (B)								
	Sub Total (B)(1)								
	Sub Total (B)(2)								
	Sub Total (B)								
	Sub Total (B)(1)								
	Sub Total (B)(2)								
	Sub Total (B)								
	Sub Total (B)(1)								
	Sub Total (B)(2)								
	Sub Total (B)								
	Sub Total (B)(1)								
	Sub Total (B)(2)								
	Sub Total (B)								
	Sub Total (B)(1)								
	Sub Total (B)(2)								
	Sub Total (B)								
	Sub Total (B)(1)								
	Sub Total (B)(2)								
	Sub Total (B)								
	Sub Total (B)(1)								
	Sub Total (B)(2)								
	Sub Total (B)								
	Sub Total (B)(1)								
	Sub Total (B)(2)								
	Sub Total (B)								
	Sub Total (B)(1)								
	Sub Total (B)(2)								
	Sub Total (B)								
	Sub Total (B)(1)								
	Sub Total (B)(2)								
	Sub Total (B)								
	Sub Total (B)(1)								
	Sub Total (B)(2)								
	Sub Total (B)								
	Sub Total (B)(1)								
	Sub Total (B)(2)								
	Sub Total (B)								
	Sub Total (B)(1)								
	Sub Total (B)(2)								
	Sub Total (B)								
	Sub Total (B)(1)								
	Sub Total (B)(2)								
	Sub Total (B)								
	Sub Total (B)(1)								
	Sub Total (B)(2)								
	Sub Total (B)								
	Sub Total (B)(1)								
	Sub Total (B)(2)								
	Sub Total (B)								
	Sub Total (B)(1)								
	Sub Total (B)(2)								
	Sub Total (B)								
	Sub Total (B)(1)								

Sr. No	Category of Shareholders	Shareholding at the beginning of the year - 2019				Shareholding at the end of the year - 2020				% Change during the year
		Demat	Physical	Total	% of Total Shares	Demat	Physical	Total	% of Total Shares	
[2]	Central Government/ State Government(s)/ President of India									
	Sub Total (B)(2)	0	0	0	0.0000	0	0	0	0.0000	0.0000
[3]	Non-Institutions									
(a)	Individuals									
(i)	Individual shareholders holding nominal share capital upto ₹ 1 Lakh.	1150684	77980	1228664	1.8342	973285	65265	1038550	1.5504	-0.2838
(ii)	Individual shareholders holding nominal share capital in excess of ₹ 1 Lakh	819815	0	819815	1.2238	684015	0	684015	1.0211	-0.2027
(b)	NBFCs registered with RBI	29783	0	29783	0.0445	0	0	0	0.0000	-0.0445
(c)	Overseas Depositories(holding DRs) (balancing figure)	0	0	0	0.0000	0	0	0	0.0000	0.0000
(d)	Any Other (Specify)									
	IEPF	39827	0	39827	0.0595	27827	0	27827	0.0415	-0.0180
	Trusts	2000	0	2000	0.0030	0	0	0	0.0000	-0.0030
	Hindu Undivided Family	171853	0	171853	0.2565	22590	0	22590	0.0337	-0.2228
	Non Resident Indians (Non Repat)	19042	0	19042	0.0284	17979	0	17979	0.0268	-0.0016
	Non Resident Indians (Repat)	34887	0	34887	0.0521	32231	0	32231	0.0481	-0.0040
	Clearing Member	5721	0	5721	0.0085	2332	0	2332	0.0035	-0.0050
	Bodies Corporate	517023	0	517023	0.7718	318456	0	318456	0.4754	-0.2964
	Sub Total (B)(3)	2790635	77980	2868615	4.2823	2078715	65265	2143980	3.2006	-1.0817
	Total Public Shareholding(B)=(B)(1)+(B)(2)+(B)(3)	28086662	77980	28164642	42.0446	28066318	65265	28131583	41.9952	-0.0494
	Total (A)+(B)	66909580	77980	66987560	100.0000	66922295	65265	66987560	100.0000	0.0000
(C)	Non Promoter - Non Public									
	(C1) Shares Underlying DRs									
[1]	Custodian/DR Holder	0	0	0	0.0000	0	0	0	0.0000	0.0000
	(C2) Shares Held By Employee Trust									
[2]	Employee Benefit Trust (under SEBI (Share based Employee Benefit) Regulations, 2014)	0	0	0	0.0000	0	0	0	0.0000	0.0000
	Total (A)+(B)+(C)	66909580	77980	66987560	100.0000	66922295	65265	66987560	100.0000	0.0000



Director's Report (Contd.)

(ii) Shareholding of Promoters

Sr. No	Shareholder's Name	Shareholding at the beginning of the year - 2019			Shareholding at the end of the year - 2020			% change in shareholding during the year
		No. of Shares Held	% of total Shares of the company	% of Shares Pledged /encumbered to total shares	No. of Shares Held	% of total Shares of the company	% of Shares Pledged/ encumbered to total shares	
1	SUDERSHAN WALIA	22252380	'33.2187	'17.1306	22252380	'33.2187	'17.1306	'0.0000
2	BIKRAMJIT AHLUWALIA	7961198	'11.8846	'6.5535	7994257	'11.9339	'6.5535	'0.0493
3	SHOBHIT UPPAL	4308000	'6.4310	'0.0000	4308000	'6.4310	'0.0000	'0.0000
4	ROHINI AHLUWALIA	2981840	'4.4513	'0.0000	2981840	'4.4513	'0.0000	'0.0000
5	RACHNA UPPAL	1227500	'1.8324	'0.0000	1227500	'1.8324	'0.0000	'0.0000
6	MUKTA AHLUWALIA	33500	'0.0500	'0.0000	33500	'0.0500	'0.0000	'0.0000
7	VIKAS AHLUWALIA	33500	'0.0500	'0.0000	33500	'0.0500	'0.0000	'0.0000
8	TIDAL SECURITIES PRIVATE LIMITED	25000	'0.0373	'0.0000	25000	'0.0373	'0.0000	'0.0000
	Total	38822918	'57.9554	'23.6841	38855977	'58.0048	'23.6841	'0.0494

(iii) Shareholding Pattern of Top Ten Shareholders

Sr. No	Name & Type of Transaction	Shareholding at the beginning of the year - 2019		Transactions during the year			Cumulative Shareholding at the end of the year - 2020	
		No. of Shares Held	% of Total Shares of The Company	Date of Transaction	No. of Shares	No. of Shares Held	% of Total Shares of The Company	
1	DSP EQUITY & BOND FUND	6284417	9.3815			6284417	9.3815	
	Purchase			05 Apr 2019	35879	6320296	9.4350	
	Purchase			01 Apr 2019	9324	6329620	9.4489	
	Purchase			19 Apr 2019	13653	6343273	9.4693	
	AT THE END OF THE YEAR					6343273	9.4693	
2	NALANDA INDIA EQUITY FUND LIMITED	3870102	5.7773			3870102	5.7773	
	AT THE END OF THE YEAR					3870102	5.7773	
3	FRANKLIN INDIA SMALLER COMPANIES FUND	3223420	4.8120			3223420	4.8120	
	Purchase			10 Jan 2020	39193	3262613	4.8705	
	Purchase			20 Mar 2020	891	3263504	4.8718	
	Purchase			27 Mar 2020	7409	3270913	4.8829	
	AT THE END OF THE YEAR					3270913	4.8829	
4	NALANDA INDIA FUND LIMITED	2765372	4.1282			2765372	4.1282	
	AT THE END OF THE YEAR					2765372	4.1282	
5	AXIS MUTUAL FUND TRUSTEE LIMITED A/C AXIS MUTUAL FUND A/C AXIS SMALL CAP FUND	58393	0.0872			58393	0.0872	
	Purchase			05 Apr 2019	5242	63635	0.0950	
	Purchase			19 Apr 2019	3492	67127	0.1002	
	Purchase			26 Apr 2019	22	67149	0.1002	
	Purchase			03 May 2019	116	67265	0.1004	
	Purchase			24 May 2019	2079	69344	0.1035	
	Purchase			07 Jun 2019	475	69819	0.1042	
	Purchase			14 Jun 2019	29041	98860	0.1476	
	Purchase			21 Jun 2019	20487	119347	0.1782	
	Purchase			29 Jun 2019	25369	144716	0.2160	
	Purchase			05 Jul 2019	29304	174020	0.2598	
	Purchase			19 Jul 2019	9146	183166	0.2734	
	Purchase			26 Jul 2019	12311	195477	0.2918	
	Purchase			02 Aug 2019	340756	536233	0.8005	
	Purchase			09 Aug 2019	4239	540472	0.8068	
	Purchase			16 Aug 2019	21223	561695	0.8385	
	Purchase			23 Aug 2019	17851	579546	0.8652	
	Purchase			30 Aug 2019	218839	798385	1.1918	



Director's Report (Contd.)

Sr. No	Name & Type of Transaction	Shareholding at the beginning of the year - 2019		Transactions during the year		Cumulative Shareholding at the end of the year - 2020	
		No. of Shares Held	% of Total Shares of The Company	Date of Transaction	No. of Shares	No. of Shares Held	% of Total Shares of The Company
	Purchase			20 Sep 2019	24723	823108	1.2287
	Purchase			27 Sep 2019	2874	825982	1.2330
	Purchase			30 Sep 2019	5404	831386	1.2411
	Purchase			04 Oct 2019	23288	854674	1.2759
	Purchase			11 Oct 2019	87191	941865	1.4060
	Purchase			18 Oct 2019	30000	971865	1.4508
	Purchase			25 Oct 2019	4518	976383	1.4576
	Purchase			01 Nov 2019	6365	982748	1.4671
	Purchase			08 Nov 2019	17797	1000545	1.4936
	Purchase			15 Nov 2019	10571	1011116	1.5094
	Purchase			06 Dec 2019	1198	1012314	1.5112
	Purchase			13 Dec 2019	31749	1044063	1.5586
	Purchase			20 Dec 2019	238939	1283002	1.9153
	Purchase			27 Dec 2019	62237	1345239	2.0082
	Purchase			31 Dec 2019	252432	1597671	2.3850
	Purchase			03 Jan 2020	11227	1608898	2.4018
	Purchase			10 Jan 2020	173225	1782123	2.6604
	Purchase			17 Jan 2020	1527	1783650	2.6627
	Purchase			24 Jan 2020	6626	1790276	2.6725
	Purchase			31 Jan 2020	17505	1807781	2.6987
	Purchase			07 Feb 2020	18574	1826355	2.7264
	Purchase			14 Feb 2020	115374	1941729	2.8986
	Purchase			28 Feb 2020	27502	1969231	2.9397
	Purchase			06 Mar 2020	279927	2249158	3.3576
	Purchase			13 Mar 2020	152159	2401317	3.5847
	Purchase			20 Mar 2020	28191	2429508	3.6268
	Purchase			27 Mar 2020	110884	2540392	3.7923
	AT THE END OF THE YEAR					2540392	3.7923
6	FIL INVESTMENTS(MAURITIUS)LTD	1852221	2.7650			1852221	2.7650
	AT THE END OF THE YEAR					1852221	2.7650
7	SBI LARGE & MIDCAP FUND	1457428	2.1757			1457428	2.1757
	Sale			20 Dec 2019	(220900)	1236528	1.8459
	AT THE END OF THE YEAR					1236528	1.8459

Sr. No	Name & Type of Transaction	Shareholding at the beginning of the year - 2019		Transactions during the year		Cumulative Shareholding at the end of the year - 2020	
		No. of Shares Held	% of Total Shares of The Company	Date of Transaction	No. of Shares	No. of Shares Held	% of Total Shares of The Company
8	HSBC GLOBAL INVESTMENT FUNDS - ASIA EX JAPAN EQUITY SMALLER COMPANIES	1991591	2.9731			1991591	2.9731
	Sale			31 Dec 2019	(249777)	1741814	2.6002
	Sale			10 Jan 2020	(168429)	1573385	2.3488
	Sale			06 Mar 2020	(252220)	1321165	1.9723
	Sale			13 Mar 2020	(124862)	1196303	1.7859
	Sale			20 Mar 2020	(102339)	1093964	1.6331
	AT THE END OF THE YEAR					1093964	1.6331
9	CANARA ROBECO MUTUAL FUND A/C CANARA ROBECO EQUITY HYBRID FUND	1008923	1.5061			1008923	1.5061
	Purchase			19 Apr 2019	2378	1011301	1.5097
	Purchase			26 Apr 2019	4251	1015552	1.5160
	Purchase			24 May 2019	6480	1022032	1.5257
	Purchase			31 May 2019	15000	1037032	1.5481
	Sale			26 Jul 2019	(100000)	937032	1.3988
	Sale			02 Aug 2019	(308672)	628360	0.9380
	Sale			04 Oct 2019	(35866)	592494	0.8845
	Sale			08 Nov 2019	(19805)	572689	0.8549
	Sale			06 Dec 2019	(93500)	479189	0.7153
	Sale			13 Dec 2019	(26710)	452479	0.6755
	AT THE END OF THE YEAR					452479	0.6755



Director's Report (Contd.)

Sr. No	Name & Type of Transaction	Shareholding at the beginning of the year - 2019		Transactions during the year			Cumulative Shareholding at the end of the year - 2020	
		No. of Shares Held	% of Total Shares of The Company	Date of Transaction	No. of Shares	No. of Shares Held	% of Total Shares of The Company	
10	INVESCO TRUSTEE PRIVATE LIMITED-A/C INVESCO INDIA SMALLCAP FUND	17278	0.0258			17278	0.0258	
	Purchase			03 May 2019	4783	22061	0.0329	
	Purchase			17 May 2019	6239	28300	0.0422	
	Purchase			26 Jul 2019	102896	131196	0.1959	
	Purchase			13 Sep 2019	3334	134530	0.2008	
	Purchase			20 Sep 2019	57011	191541	0.2859	
	Purchase			06 Dec 2019	137737	329278	0.4916	
	Purchase			07 Feb 2020	3078	332356	0.4961	
	Purchase			28 Feb 2020	3355	335711	0.5012	
	Purchase			06 Mar 2020	34478	370189	0.5526	
	Purchase			13 Mar 2020	47362	417551	0.6233	
	AT THE END OF THE YEAR					417551	0.6233	
11	L&T MUTUAL FUND TRUSTEE LIMITED-L&T BUSINESS CYCLES FUND	462365	0.6902			462365	0.6902	
	Sale			04 Oct 2019	(24900)	437465	0.6531	
	Sale			28 Feb 2020	(20300)	417165	0.6227	
	Sale			06 Mar 2020	(49156)	368009	0.5494	
	AT THE END OF THE YEAR					368009	0.5494	
12	IDFC INFRASTRUCTURE FUND	458554	0.6845			458554	0.6845	
	Sale			29 Jun 2019	(698)	457856	0.6835	
	Sale			05 Jul 2019	(27856)	430000	0.6419	
	Sale			02 Aug 2019	(29591)	400409	0.5977	
	Sale			30 Aug 2019	(50000)	350409	0.5231	
	Sale			18 Oct 2019	(55409)	295000	0.4404	
	Sale			20 Dec 2019	(30000)	265000	0.3956	
	Sale			28 Feb 2020	(8163)	256837	0.3834	
	Sale			06 Mar 2020	(60446)	196391	0.2932	
	AT THE END OF THE YEAR					196391	0.2932	

- Note:**
1. Paid up Share Capital of the Company (Face Value ₹ 2.00) at the end of the year is 66987560 Shares.
 2. The details of holding has been clubbed based on PAN.
 3. % of total Shares of the Company is based on the paid up Capital of the Company at the end of the Year.

(iv) Shareholding of Directors & KMP

Sl. No	For Each of the Directors & KMP	Shareholding at the beginning/ending of the Year		Date	Increase / Decrease in Shareholding	Reasons	Cumulative Shareholding during the year	
		No. of Shares	% of total shares of the Company				No. of Shares	% of total shares of the Company
1	RAJENDRA PRASHAD GUPTA -Director							
	At the beginning of the year	0	0	-	No Change	-	0	0
	At the end of the year	0	0	-	No Change	-	0	0
2	BIKRAMJIT AHLUWALIA - Managing Director							
	At the beginning of the year	79,61,198	11.88	23-08-19 30-08-19 06-09-19	21613 10981 465	Purchase from market	79,94,257	11.93
	At the end of the year	79,94,257	11.93	-	-	-	79,94,257	11.93
3	VIKAS AHLUWALIA - Whole-Time Director							
	At the beginning of the year	33500	0.05	-	No Change	-	33500	0.05
	At the end of the year	33500	0.05	-	No Change	-	33500	0.05
4	SHOBHIT UPPAL - Whole-Time Director							
	At the beginning of the year	43,08,000	6.43	-	No Change	-	43,08,000	6.43
	At the end of the year	43,08,000	6.43	-	-	-	43,08,000	6.43
5	ARUN KUMAR GUPTA - Director							
	At the beginning of the year	0	0	-	No Change	-	0	0
	At the end of the year	0	0	-	-	-	0	0
6	SUSHIL CHANDRA - Director							
	At the beginning of the year	0	0	-	No Change	-	0	0
	At the end of the year	0	0	-	-	-	0	0
7	MOHINDER SAHLOT - Director							
	At the beginning of the year	0	0	-	No Change	-	0	0
	At the end of the year	0	0	-	-	-	0	0
8	SANJIV SHARMA - Whole-Time Director							
	At the beginning of the year	0	0	-	No Change	-	0	0
	At the end of the year	0	0	-	-	-	0	0
9	VIPIN KUMAR TIWARI - Company secretary							
	At the beginning of the year	0	0	-	No Change	-	0	0
	At the end of the year	0	0	-	-	-	0	0
10	SATBEER SINGH - Chief Financial Officer							
	At the beginning of the year	0	0	-	No Change	-	0	0
	At the end of the year	0	0	-	-	-	0	0



V. INDEBTEDNESS

Indebtedness of the Company including interest outstanding/accrued but not due for payment

(₹ in Lakhs)

	Secured Loans Excluding Deposits	Unsecured Loans	Deposits	Total Indebtedness
Indebtedness at the beginning of the financial year				
i) Principal Amount	3,113.84	2,997.13	-	6,110.97
ii) Interest due but not paid	0.67	-	-	0.67
iii) Interest accrued but not due	-	-	-	-
Total (i+ii+iii)	3,114.51	2,997.13	-	6,111.64
Change in Indebtedness during the financial year				
Additions	-	-	-	-
Reduction	626.16	747.13	-	1,373.29
Net Change	-	-	-	-
Indebtedness at the end of the financial year				
i) Principal Amount	2,487.77	2,250.00	-	4,737.77
ii) Interest due but not paid	0.58	-	-	0.58
iii) Interest accrued but not due	-	-	-	-
Total (i+ii+iii)	2,488.35	2,250.00	-	4,738.35

VI. REMUNERATION OF DIRECTORS AND KEY MANAGERIAL PERSONNEL

A. Remuneration to Managing Director, Whole-time Directors and/or Manager:

(Amount ₹ in Lakhs)

Particulars of Remuneration	Name of MD/WTD/Manager				
	Bikramjit Ahluwalia- CMD/CEO	Shobhit Uppal-WTD	Sanjiv Sharma-WTD	Vikas Ahluwalia - WTD	Vinay Pal WTD
Gross salary					
Salary as per Provisions contained in section 17(1) of the Income-tax Act, 1961	₹ 126.00 Per Annum	₹ 168.00 (Per Annum)	₹ 27.20 (8 Months)*	₹ 60.00 (Per Annum)	₹ 10.90 (2 Months)**
Value of perquisites u/s 17(2) of the Income-tax Act, 1961		-	-	-	-
Profits in lieu of salary under section 17(3) of the Income-Tax Act, 1961		-	-	-	-
Stock Option		-	-	-	-
Sweat Equity		-	-	-	-
Commission		-	-	-	-
Others		-	-	-	-
TOTAL	₹ 126.00	₹ 168.00	₹ 27.20	₹ 60.00	₹ 10.90
Ceiling as per the Act	₹ 126.00	₹ 168.00	₹ 27.20	₹ 60.00	₹ 10.90

(being 10% of the net profits of the Company calculated as per Section 198 of the Companies Act, 2013)

*Mr. Sanjiv Sharma was appointed as Whole Time Director w.e.f. 01-08-2019 and his remuneration is ₹ 3.40 Lakhs per Month

**Mr. Vinay Pal has resigned as Whole Time Director w.e.f. 31-05-2019 and his remuneration is ₹ 5.45 Lakhs per Month

B. Remuneration to other Directors

(Amount ₹ in Lakhs)

Sl. No	Particulars of Remuneration	Name of the Directors			
		Mr. Arun Kumar Gupta	Mr. Rajendra Prashad Gupta	Dr. Sushil Chandra	Dr. Mohinder Sahlot
1	Independent Directors				
	(a) Fee for attending board committee meetings	₹ 2.40	₹ 1.00	₹ 2.40	₹ 2.20
	(b) Commission	-	-	-	-
	(c) Others, please specify	-	-	-	-
	Total (1)	₹ 2.40	₹ 1.00	₹ 2.40	₹ 2.20
2	Other Non-Executive Directors	-	-	-	-
	(a) Fee for attending board committee meetings	-	-	-	-
	(b) Commission	-	-	-	-
	(c) Others, please specify.	-	-	-	-
	Total (2)	-	-	-	-
	Total (B)=(1+2)				
	Total Managerial Remuneration	₹ 2.40	₹ 1.00	₹ 2.40	₹ 2.20
	Ceiling as per the Act (@ 11% of profits calculated under Section 198 of the Companies Act, 2013)	-	-	-	-

C. REMUNERATION TO KEY MANAGERIAL PERSONNEL OTHER THAN MD/MANAGER/WTD

(Amount ₹ in Lakhs)

Sl. No.	Particulars of Remuneration	Name of the Directors	
		Chief Financial Officer (CFO) (Satbeer Singh)	Company Secretary (CS) (Vipin Kumar Tiwari)
	Gross Salary		
	(a) Salary as per provisions contained in section 17(1) of the Income-tax Act, 1961	₹ 29.98 Per Annum	₹ 21.47 Per Annum
	(b) Value of perquisites u/s 17(2) of the Income-tax Act, 1961	-	-
	(c) Profits in lieu of salary under section 17(3) of the Income-tax Act, 1961	-	-
	Stock Option	-	-
	Sweat Equity	-	-
	Commission	-	-
	Others - Medical – Cars	₹ 0.32	₹ 0.32
	- Interest Concession on loan	-	-



VII. PENALTIES / PUNISHMENT/ COMPOUNDING OF OFFENCES

(Amount ₹ in Lakhs)

Type	Section of the Companies Act	Brief Description	Details of Penalty/ Punishment/ Compounding Fees imposed	Authority (RD/NCLT/ Court)	Appeal made if any (give details)
A. COMPANY Penalty Punishment Compounding	-	-	-	-	-
B. DIRECTORS Penalty Punishment Compounding	-	-	-	-	-
C. OTHER OFFICERS IN DEFAULT Penalty Punishment Compounding	-	-	-	-	-

On behalf of the Board
For **Ahluwalia Contracts (India) Ltd**
Sd/-

Bikramjit Ahluwalia
Chairman & Managing Director

DIN: 00304947

Date: 14-08-2020

Place: New Delhi

Annexure - F

FORM NO. MR-3

SECRETARIAL AUDIT REPORT

FOR THE FINANCIAL YEAR ENDED 31st MARCH, 2020

[Pursuant to Section 204(1) of the Companies Act, 2013 and Rule No. 9 of the Companies (Appointment and Remuneration Personnel) Rules, 2014]

To

The Members,

Ahluwalia Contracts (India) Limited

(CIN: L45101DL1979PLC009654)

A-177, Okhla Industrial Area, Phase I,
New Delhi- 110049.

I have conducted the Secretarial Audit of the compliance of applicable statutory provisions and the adherence to good corporate practices by Ahluwalia Contracts (India) Limited (CIN:L45101DL1979PLC009654) (hereinafter called the Company). Secretarial Audit was conducted in a manner that provided me a reasonable basis for evaluating the corporate conducts /statutory compliances and expressing my opinion thereon.

Based on my verification of the Company's books, papers, minute books, forms and returns filed and other records maintained by the Company and also the information provided by the Company, its officers, agents and authorized representatives during the conduct of secretarial audit, I hereby report that in my opinion, the Company has during the audit period covering the financial year ended on 31st March, 2020 complied with the statutory provisions listed hereunder and also that the Company has proper Board processes and compliance-mechanism in place to the extent, in the manner and subject to the reporting made hereinafter:

I have examined the books, papers, minute books, forms and returns filed and other records maintained by the Company for the financial year ended on 31st March, 2020, according to the provisions of:

- (i) The Companies Act, 2013 (the Act) and the Rules made thereunder;
- (ii) The Securities Contracts (Regulation) Act, 1956 ('SCRA') and the rules made thereunder;
- (iii) The Depositories Act, 1996 and the Regulations and Bye-laws framed thereunder;
- (iv) The following Regulations and Guidelines prescribed under the Securities and Exchange Board of India Act, 1992 ('SEBI Act'):-
 - (a) The Securities and Exchange Board of India (Substantial Acquisition of Shares and Takeovers) Regulations, 2011;
 - (b) The Securities and Exchange Board of India (Prohibition on Insider Trading) Regulations, 1992;
 - (c) The Securities and Exchange Board of India (Issue of Capital and Disclosure Requirements) Regulations, 2009; (Not Applicable as the Company has not issued any securities);
 - (d) The Securities and Exchange Board of India (Employee Stock Option Scheme and Employee stock Purchase Scheme) Guidelines, 1999; (Not Applicable as the Company has not issued any Employee Stock Option securities during the financial year);
 - (e) The Securities and Exchange Board of India (Issue and listing of Debt Securities) Regulations, 2008 (Not Applicable as the Company has not issued any debt securities);
 - (f) The Securities and Exchange Board of India (Delisting of Equity Shares) Regulations, 2009 (Not Applicable as the Company has not de-listed its securities during the Financial Year); and
 - (g) The Securities and Exchange Board of India (Buyback of Securities) Regulations, 1998 (Not Applicable as the Company has not bought back any security during the Financial Year);



Director's Report (Contd.)

I have also examined compliance with the applicable clauses of the following:

- (a) Secretarial Standards issued by The Institute of Company Secretaries of India.
- (b) The SEBI (Listing Obligations and Disclosure Requirements) Regulation, 2015 and the Listing Agreements entered into by the Company with the Stock Exchanges.

I report that, during the period under review, the Company has complied with the provisions of the Acts, Rules, Regulations, Guidelines, standards, etc. mentioned above.

I further report that the Board of Directors of the Company is duly constituted with proper balance of Executive Directors, Non-Executive Directors, Women Director and Independent Directors. However, the composition of the Audit Committee of the Company was not proper for the period from 1st April, 2019 to 23rd July, 2019.

Adequate notice is given to all directors to schedule the Board Meetings, agenda and detailed notes on agenda were sent in advance, and a system exists for seeking and obtaining further information and clarifications on the agenda items before the meeting and for meaningful participation at the meeting.

All decisions at Board Meetings and Committee meetings were carried out unanimously as recorded in the minutes of the meetings of the Board of Directors or Committee of the Board respectively.

I further report that, based on the information provided by the Company, its' officers and Authorized Representatives during the conduct of the Audit, in my opinion, adequate systems, processes and control mechanism exist in the Company to monitor & ensure compliance with applicable General laws like Labour Laws, Competition law & Environmental laws.

I further report that, the compliance by the Company of applicable financial laws, like Direct & Indirect Tax laws, has not been reviewed in this Audit since the same have been subject to review by Statutory Auditor and other designated professionals.

I further report that there are adequate systems and processes in the Company commensurate with the size and operations of the Company to monitor and ensure compliance with applicable laws, rules, regulations and guidelines.

I further report that during the period under review, the Company has taken the following decisions which have major bearing on the Company's affair in pursuance of the above referred laws, rules, regulations, guidelines, standards, etc.:

1. Mr. Arun Kumar Gupta (DIN: 00371289) and Mr. Sushil Chandra (DIN: 00502167) were re-appointed as Independent Directors of the Company for another period of 5 years w.e.f. 1st April, 2019 to 31st March, 2024.
2. Dr. Mohinder Sahlot (DIN: 01363530) was reappointed as an Independent Director of the Company for another period of 1 year subject to the approval of Members in the ensuing Annual General Meeting of the Company.

For **Santosh Kumar Pradhan**

(Company Secretaries)

Santosh Kumar Pradhan

FCS No.: 6973

C P No.: 7647

UDIN: F006973B000577213

Date:13/08/2020

Place: Ghaziabad

Note: This report is to be read with our letter of even date which is annexed as 'ANNEXURE A' and forms an integral part of this report

Annexure - A

To

The Members,

Ahluwalia Contracts (India) Limited

(CIN: L45101DL1979PLC009654)

A-177, Okhla Industrial Area, Phase I,

New Delhi- 110049.

My report of even date is to be read along with this letter.

1. Maintenance of secretarial record is the responsibility of the management of the Company. My responsibility is to express an opinion on these Secretarial records based on our audit.
2. I have followed the audit practices and processes as were appropriate to obtain reasonable assurance about the correctness of the contents of the Secretarial records. The verification was done on test basis to ensure that correct facts are reflected in secretarial records. I believe that the processes and practices I followed provide a reasonable basis for my opinion.
3. I have not verified the correctness and appropriateness of financial records and Books of Accounts of the Company.
4. The Compliance of the provisions of Corporate and other applicable laws, rules, regulations, standards is the responsibility of management. My examination was limited to the verification of procedures on test basis.
5. The Secretarial Audit report is neither an assurance as to the future viability of the Company nor of the efficacy or effectiveness with which the management has conducted the affairs of the Company.

For **Santosh Kumar Pradhan**

(Company Secretaries)

Santosh Kumar Pradhan

FCS No.: 6973

C P No.: 7647

UDIN: F006973B000577213

Date:13/08/2020

Place: Ghaziabad



Business Responsibility Report (BRR)

Ahluwalia Contracts (India) Limited (“ACIL” or the “Company”) is aware of and committed to fulfilling its economic, environmental, and social responsibilities while conducting its business. ACIL emphasizes on improving social relations with the community in which it operates and generating economic value.

Regulation 34(2)(f) of the Securities and Exchange Board of India (“SEBI”) (Listing Obligations and Disclosure Requirements) Regulations, 2015 prescribes that the annual report of top one thousand (1,000) companies based on market capitalization (calculated as on March 31 of every financial year) as per BSE/ NSE shall contain a Business Responsibility Report (“BRR”) describing the initiatives taken by them from an environmental, social and governance perspective, in the format as specified by SEBI from time to time.

This Report provides a broad overview of the activities carried out by ACIL against the nine principles outlined in the format as specified by SEBI.

SECTION A: GENERAL INFORMATION ABOUT THE COMPANY

Disclosures Information	Reference sections
Corporate Identity Number (CIN) of the Company	L45101DL1979PLC009654
Name of the Company	Ahluwalia Contracts (India) Ltd
Registered Address:	A-177, Okhla Industrial Area Phase-1, New Delhi 110020, India
Website:	www.acilnet.com
E-mail id:	cs.corpoffice@acilnet.com
Financial Year Reported	1st April, 2019 to 31st March, 2020
Sector(s) that the Company is engaged in (industrial activity code-wise)	ACIL is an Engineering, Procurement and Construction (EPC) Company, engaged in the business of Construction of Buildings (Residential and Commercial complexes, Information Technology (IT) Parks, Institutional Buildings, Hospitals and Corporate metro station and depot, power plants and automated car parking lot, townships, BOT projects, urban infrastructure, etc.)

Industrial Group*	Description
410	Construction of Building

* As per National Industrial Classification - The Ministry of Statistics and Programme Implementation.

Disclosures Information	Reference sections
List three key products/services that the Company manufactures/ provides (as in balance sheet)	Construction of Buildings (Residential and Commercial complexes, Information Technology (IT) Parks, Institutional Buildings, Hospitals and Corporate metro station and depot, power plants and automated car parking lot, townships, BOT projects, urban infrastructure, etc.)
Total number of locations where business activity is undertaken by the Company:	Number of International Locations: Nil Number of National Locations: Presently the Company is executing various projects across PAN India in around 10 states
Markets served by the Company: Local as well as State, National / International	ACIL executes projects PAN India - National

Business Responsibility Report (BRR) (Contd.)

SECTION B: FINANCIAL DETAILS OF THE COMPANY

No	Disclosures Information	Reference sections
1	Paid up Capital	₹ 13.39 Crores
2	Total Turnover (INR)	₹ 1,895.37 Crores
3	Total profit after taxes (INR)	₹ 64.45 Crores
4	Total Spending on Corporate Social Responsibility (CSR) as percentage of profit after tax (%)	<p>The Company's total expenditure on CSR activities for the year ended 31st March, 2020 is ₹ 68.06 Lakhs, which is less than the prescribed 2% of average net profit of last three years computed as per the provision of the Companies Act, 2013 .</p> <p>During the year, it was considered pragmatic to spend CSR amount in the healthcare, education sector and skill development program, however, the Company has not been able to find the right and able projects to deploy the balance amount as per the provisions of Companies Act, 2013, wisely and effectively. The Company is actively looking to identify additional projects to increase its CSR spending.</p>
5	List the activities as per Schedule VII of Company Act, 2013 in which expenditure in 4 above has been incurred	<p>The Company undertook various activities during the year under review in line with its CSR Policy and as prescribed in Schedule VII of the Companies Act, 2013. During the year under review, the major CSR activities were carried out in the following field:</p> <ul style="list-style-type: none"> a. Education; b. Health Promotion; c. Skill Development; and d. Covid-19 – Disaster

SECTION C: OTHER DETAILS

No	Disclosures Information	Reference sections
1	Does the Company have any Subsidiary Company/ Companies	Yes, the Company has 5 Subsidiary Companies.
2	Do the Subsidiary Company/ Companies participate in the Business Responsibility (BR) Initiatives of the parent company? If yes, then indicate the number of such subsidiary company's	Yes, BR initiatives of the Parent Company are applicable to the subsidiary companies to the extent that they are material in relation to the business operations of the Subsidiaries.
3	Do any other entity/entities (e.g. suppliers, distributors etc.) that the Company does business with, participate in the BR initiatives of the Company? If yes, then indicate the percentage of such entity/entities? [Less than 30%, 30-60%, More than 60%]	No other entities are required to participate in the BR initiative of the Company.



Business Responsibility Report (BRR) (Contd.)

Principle-wise (as per NVGs) BR Policy/policies

a) Details of compliance (Reply in Y/N)

Sr.	Questions	Ethics, Transparency and Accountability	Sustainable & Safe Goods and Services	Well-being of all employees	Interests of all stakeholders, especially disadvantaged, vulnerable and marginalized stakeholders	Promote Human Rights	Protection of Environment	Policy Advocacy	Inclusive growth and equitable development	Provide value to customers and Consumers
		P1	P2	P3	P4	P5	P6	P7	P8	P9
1	Do you have a policy / policies for	Y	Y	Y	Y	Y	Y	Y	Y	Y
2	Has the policy being formulated in consultation with the relevant stakeholders?	Y	Y	Y	Y	Y	Y	Y	Y	Y
3	Does the policy conform to any national / international standards? If yes, specify? (50 words)*	Y	Y	Y	Y	Y	Y	Y	Y	Y
4	Has the policy been approved by the Board? If yes, has it been signed by MD/ owner/ CEO/ Appropriate Board Director?	Y	Y	Y	Y	Y	Y	Y	Y	Y
5	Does the company have a specified committee of the Board/ Director/ Official to oversee the implementation of the policy?	N	N	N	N	N	N	N	N	N
6	Indicate the link for the policy to be viewed online?	Y	Y	Y	Y	Y	Y	Y	Y	Y
7	Has the policy been formally communicated to all relevant internal and external stakeholders?	Y	Y	Y	Y	Y	Y	Y	Y	Y
8	Does the company have in-house structure to implement the policy /policies	Y	Y	Y	Y	Y	Y	Y	Y	Y
9	Does the Company have a grievance Redressal mechanism related to the policy/ policies to address stakeholders' grievances related to the policy / policies?	Y	Y	Y	Y	Y	Y	Y	Y	Y

Business Responsibility Report (BRR) (Contd.)

Sr.	Questions	Ethics, Transparency and Accountability	Sustainable & Safe Goods and Services	Well-being of all employees	Interests of all stakeholders, especially disadvantaged, vulnerable and marginalized stakeholders	Promote Human Rights	Protection of Environment	Policy Advocacy	Inclusive growth and equitable development	Provide value to customers and Consumers
		P1	P2	P3	P4	P5	P6	P7	P8	P9
10	Has the company carried out independent audit /evaluation of the working of this policy by an internal or external agency?	Y	Y	Y	Y	Y	Y	Y	Y	Y

* The policies confirms to the provisions of the Companies Act, 2013. In addition, relevant policies are also in conformity with international standards such as ISO 14001, ISO 45001: 2018.

b. If answer to the question at serial number 1 against any principle, is 'No', please explain why: (Tick up to 2 options): Not Applicable

Principle-wise (as per NVGs) BR Policy/policies

No.	Question	Details
1	Do you have a policy /policies for	Yes, the Company has adopted Code of Business Conduct and Ethics for Directors and Senior Management Personnel, which sets out the principle and practices that must be observed towards our Business Partner and third Party agencies.
2	Has the policy being formulated in consultation with the relevant stakeholders?	Yes, rights and obligations of concerned stakeholders are analysed in view of best Industry Practices, while formulating the policy documents.
3	Does the policy conform to any national/ international standards? If yes, specify?	The policies confirms to the provisions of the Companies Act, 2013. In addition, relevant policies are also in conformity with international standards such as ISO 14001, ISO 45001: 2018,
4	Has the policy been approved by the Board? If yes, has it been signed by MD/ Owner/ CEO/ appropriate Board Director?	All Statutory Policies and Codes are adopted considering prevailing Legal requirements and approvals of respective authority levels i.e. Board of Directors, its Committees and Company Management.
5	Does the Company have a specified committee of the Board/ Director/ Official to oversee the implementation of the policy?	There is no specific committee for implementation of policy, But it is proposed to set up such committees in near future.
6	Indicate the link for the policy to be viewed online?	www.acilnet.com
7	Has the policy been formally communicated to all relevant internal and external stakeholders?	Yes, the policies are communicated to all the relevant stakeholders and awareness programmes, workshops and e-learning modules including tests and certification are administered which are mandatory for all relevant employees.
8	Does the Company have in-house structure to implement the policy/ policies	Yes



Business Responsibility Report (BRR) (Contd.)

No.	Question	Details
9	Does the Company have a grievance redressal mechanism related to the policy/policies to address stakeholders' grievances related to the policy/ policies?	Compliance Management System of ACIL with Vigil Mechanism / Whistle-Blower Policies are effective tool towards grievance redressal mechanism
10	Has the Company carried out independent audit/ evaluation of the working of this policy by an internal or external agency?	The Company has carried out audits as applicable for the respective policies.

Government Related to BR

No.	Particulars	Details
a	Indicate the frequency with which the Board of Directors, Committee of the Board or CEO to assess the BR performance of the Company. Within 3 months/ 3-6 months/ Annually/ More than 1 year	Annually
b	Does the Company publish a BR or a Sustainability Report? What is the hyperlink for viewing this report? How frequently it is published?	This Report comprises the Company's Business Responsibility Report as per the NVGs* and as required under the SEBI (Listing Obligations and Disclosure Requirements) Regulations, 2015 which is published as a part of Annual Report. The Company will publishes BR Report annually. The Company currently does not publish a separate Sustainability Report. The Hyperlink for viewing the Report is www.acilnet.com

*National Voluntary Guidelines on Social, Environmental and Economic Responsibilities of Business released by the Ministry of Corporate Affairs, Government of India

Business Responsibility Report (BRR) (Contd.)

SECTION E: PRINCIPLE-WISE PERFORMANCE

Principle 1: Businesses should conduct and govern themselves with Ethics, Transparency and Accountability:

No.	Particulars	Details
1	Does the policy relating to ethics, bribery and corruption cover only the Company. Does it extend to the Group / Suppliers / Contractors / Others?	<p>Yes. The Company has adopted Code of Business Conduct and Ethics (the “Code”) for Directors, Senior and other Managerial Personnel and staff of its divisions, and subsidiaries. The Code serves as a roadmap across all levels and grades for conducting business in accordance with the highest standards of business ethics and complying with applicable laws, rules and regulations. The Code also prescribes these adequate control measures in place to address the issues relating to ethics, bribery and corruption.</p> <p>The Code intends to further strengthen transparent business governance across the Company and how the Company’s personnel conduct themselves with each other (including colleagues), its customers, its shareholders, its competitors, its suppliers, its sub-contractors and other stakeholders.</p> <p>Further, the Company also has in place Whistle Blower Policy which serves as a mechanism for its personnel to report any genuine concerns and to freely communicate their concerns about illegal or unethical practices, actual or suspected fraud.</p>
2	How many stakeholder complaints have been received in the past financial year. What percentage was satisfactorily resolved by the management	<p>The Company has a well-designed mechanism for its stakeholders to communicate / inform for any inappropriate behaviour /conduct.</p> <p>During the reporting period, the Company did not receive any complaints from any of the stakeholders in this matter, hence no complaint was outstanding as on 31st March, 2020.</p> <p>Since there were no such complaints received during the period under review, therefore the question of its resolution does not arise.</p>

Principle 2: Businesses should provide goods and services that are safe and contribute to sustainability throughout their life cycle

No.	Particulars	Details
1	List up to 3 of your products or services whose design has incorporated social or environmental concerns, risks and/or opportunities	<p>Since inception, sustainability has remained at the core of our business strategy. Besides economic performance, safe operations, environment conservation and social well-being have always been at the core of our philosophy of sustainable business.</p> <p>One of the recent project of the Company was awarded a “Five Star” GRIHA LD rating from Griha Secretariat, an initiative of the Ministry of New and Renewable Energy, Government of India in the field of environmentally friendly construction. ACIL complied with all the mandatory criteria of GRIHA and additional conditions as were be applicable for Green Building Practices which included:</p> <ol style="list-style-type: none"> Preserving and protecting the landscape during construction. Compliance with National Building Code (NBC) norms on construction safety, health and sanitation. Carrying out construction activity in a befitting manner. Adopting measures to prevent Air Pollution at site. <p>The Company has invested and allocated resources to proactively adopt and implement business processes to increase its adherence to environmental standards and pollution control measures and enhance the safety levels. The Company has adopted an Environmental Plan, which encourages the Company to consolidate and improve environmental performance through formulation and implementation of environment protection procedures and practices in its operations.</p>



Business Responsibility Report (BRR) (Contd.)

No.	Particulars	Details
		<p>Our continuous endeavor to go beyond compliance and conserve natural resources helps to march towards attaining excellence in environment management and efficient and sustainable operations.</p> <p>In providing the services in Construction, Engineering, Integrated Designs and Project Management System, etc., the Company ensures reduction in wastes, effective utilization of material and conservation of energy and water.</p>
2	For each such product, provide the following details in respect of resource use (energy, water, raw material etc.) per unit of product (optional)	The Company, while undertaking any project of Building Construction, Engineering Design, etc., it undertakes the following key initiatives to achieve cost efficiency and reduce the consumption of energy and other raw materials:
	i. Reduction during sourcing/ production/ distribution achieved since the previous year throughout the value chain?	<p>a. Raw Material Consumption</p> <p>The Company has strictly followed the concept of 3R's (Reduce, Reuse and Recycle) at its various project sites to ensure effective utilization of Raw Material and minimize the wastages.</p> <p>The first R (Reduce) focusses on environmental aspects during the conception and design development phase, accuracy in estimation at this phase reduces excess construction material, leading to lower costs and waste.</p> <p>Second R (Reuse) focusses on reusing the material, which involves repeated use of products and components for the same purpose at other building projects in different locations, subject to acceptance by / approval of the client.</p> <p>Lastly the recycling of the material, as and when raw materials can be recycled major resources are saved. Recycling is done usually when the material is returned to its pure state to use for something else.</p> <p>Most importantly, all of this remains the guiding factor in our Environment Health and Safety (EHS) Policy, wherein each site has their respective waste control plan to ensure the stringent monitoring and controlling of solid wastes.</p> <p>b. Energy Conservation</p> <p>Following are some of the initiatives taken by the Company to achieve cost efficiency and reduce the consumption of energy:</p> <ul style="list-style-type: none"> • Replace incandescent lights with Compact Fluorescent Lights (CFLs) or Light-Emitting Diodes (LEDs) for desk lamps and overhead lighting. Using CFLs / LEDs instead of incandescent bulbs can save about 50% to 80% of the lighting costs. • Switch off all unnecessary lights, use dimmers, motion sensors, or occupancy sensors to automatically turn off lighting when not in use to reduce energy use and costs. • Use natural lighting or day lighting. When feasible, turn off lights near windows • Use task lighting; instead of brightly lighting an entire room, focus the light where you need it, to directly illuminate work areas.

Business Responsibility Report (BRR) (Contd.)

No.	Particulars	Details
		<ul style="list-style-type: none"> • Use ENERGY STAR products. • Close or adjust window blinds to block direct sunlight to reduce cooling needs during warm months. Overhangs or exterior window covers are most effective to block sunlight on south-facing windows. • In winters, open blinds on south-facing windows during the day to allow sunlight to naturally heat your workspace. At night, close the blinds to reduce heat loss. • Unplug equipment that drains energy when not in use (i.e. cell phone chargers, fans, coffeemakers, desktop printers, radios, etc.). • Replace desktop computers with LCD Monitor or notebook computers with docking stations. • Replace Cathode Ray Tube (CRT) monitors with LED or Liquid Crystal Display (LCD) monitors. • Coordinate with the vending machine vendor to turn off advertising lights. • Install low-flow toilets, urinals, faucets and shower heads. • Verify the energy management system switches into setback mode during unoccupied hours. Also, time clocks and computer controls may need adjustments after power outages or seasonal time changes. • Install meters to track energy use. <p>c. Water Conservation</p> <p>At every project site, IMS (Inficon Monitoring System) for 4R (Reduce Reuse Recycle, Recharge) is followed. Sedimentation tanks are provided at each batching plant where the supernatant water is reused for dust suppression. Desalination plant and waste water treatment plants are also provided wherever appropriate.</p>
	ii. Reduction during usage by consumers (energy, water) has been achieved since the previous year?	Not Applicable. ACIL is not in the business of manufacturing goods or consumable products. Hence savings during the usage by the consumer/ end user is not applicable.
3	Does the Company have procedures in place for sustainable sourcing (including transportation). If yes, what percentage of your inputs was sourced sustainably?	<p>The Company has procedures in place for sustainable sourcing. In fact, the Company encourages its vendors, contractors and suppliers for effective implementation of the same. As part of sourcing strategy, priority is given to sourcing of local raw materials like sand, aggregate, etc., [unless specified otherwise by client] for construction activity.</p> <p>In addition, subject to the client's requirements, the Company strives to design and construct sustainable projects which incorporate conservation measures, continuous monitoring of environment and use of resources that are environment friendly, adoption of green technologies and deployment of fuel efficient plants and machineries. The Company's aim is to make efficient use of natural resources, eliminating waste, recycling and reusing the material to the extent possible without compromising quality and safety. The Company's priority is to use locally available raw materials and engage local labour for construction and O&M activities.</p>



Business Responsibility Report (BRR) (Contd.)

No.	Particulars	Details										
		Around 30% to -40% of inputs which included items like aggregate sand, wire, bricks and tools etc., were sourced locally.										
4	Has the company taken any steps to procure goods and services from local & small producers, including communities surrounding their place of work. If yes, what steps have been taken to improve their capacity and capability of local and small vendors	<p>The Company strives to establish an effective business relationship for sourcing the goods and services from the local community. Apart from approx. 40% of major raw materials, the remaining items like aggregates, sand etc. are procured locally (except for Steel and Cement). Further, general stores materials required for sites are procured locally which impacts local market's positively.</p> <p>The Company regularly interacts with vendors and educates them about quality standards and their importance to enhance their approach and understanding of support functions. The Company also provides opportunities to enhance the capability of local contractors / service providers.</p> <p>At the Company's project sites, steps are undertaken to award small / petty contracts to local and small contractors pertaining to job work, equipment hiring (including vehicle), material supplies, manpower etc., thereby building the capacity / capability at the local level.</p>										
5	Does the company have a mechanism to recycle products and waste	<p>Yes, the Company has a Waste Management Plan which lays out the process of segregation of wastes into Biodegradable, Hazardous and other Metal and plastic wastes. It also lays out how to handle, store and dispose of each type of wastes.</p> <p>Hazardous waste is recycled or disposed of as per statutory regulations. Used oil is being disposed through authorized recyclers and batteries are being sent back to the supplier under buy back option.</p> <p>Empty tins / Containers / barrels are washed and given to scrap dealers or returned to the Company from where the material was purchased.</p> <p>Scrap and general recyclable materials are disposed through authorized vendors for recycling.</p>										
	If yes what is the percentage of recycling of products and waste (separately as <5%, 5-10%, > 10%).	<p>Material Quantity disposed in FY 2018-19</p> <table border="1"> <thead> <tr> <th>Material</th> <th>% Quantity Disposed / Recycled</th> </tr> </thead> <tbody> <tr> <td>Reinforcement Steel</td> <td>3%</td> </tr> <tr> <td>Structural Steel</td> <td>5%</td> </tr> <tr> <td>Cement Bags</td> <td>80%</td> </tr> <tr> <td>MS Drums</td> <td>80%</td> </tr> </tbody> </table>	Material	% Quantity Disposed / Recycled	Reinforcement Steel	3%	Structural Steel	5%	Cement Bags	80%	MS Drums	80%
Material	% Quantity Disposed / Recycled											
Reinforcement Steel	3%											
Structural Steel	5%											
Cement Bags	80%											
MS Drums	80%											

Business Responsibility Report (BRR) (Contd.)

Principle 3: Businesses should promote the well-being of all employees:

No.	Particulars	Details
1	Please indicate the Total number of employees	The Company has a total 2,093 number of employees as on 31st March, 2020
2	Please indicate the Total number of employees hired on temporary/ contractual /casual basis	NIL
3	Please indicate the Number of permanent women employees	35
4	Please indicate the Number of permanent employees with disabilities	NIL
5	Do you have an employee association that is recognized by management	There is no employee association in the Company.
6	What percentage of your permanent employees is members of this recognized employee association	Not Applicable
7	Please indicate the Number of complaints relating to child labour, forced labour, involuntary labour, sexual harassment in the last financial year and pending, as on the end of the financial year	The Company does not employ child labour, forced labour and involuntary labour. The Company did not receive any complaint of sexual harassment and discriminatory employment during the period under review

Sr. No.	Category	No of complaints filed during the financial year	No of complaints pending as on end of the financial year
1	Child labour /forced labour/ involuntary labour	NIL	NIL
2	Sexual harassment	NIL	NIL
3	Discriminatory employment	NIL	NIL

No.	Particulars	Details
1	What percentage of your under mentioned employees were given safety & skill up-gradation training in the last year:	
a.	Permanent Employees / Workers	100%
b.	Permanent Women Employees / Workers	100%
c.	Casual/Temporary/Contractual Employees	Not Applicable
d.	Employees with Disabilities	Not Applicable



Business Responsibility Report (BRR) (Contd.)

Principle 4: Businesses should respect the interests of, and be responsive towards all stakeholders, especially those who are disadvantaged, vulnerable and marginalized:

No.	Particulars	Details
1	Has the company mapped its internal and external stakeholders	Yes. The Company has mapped the internal and external stakeholders i.e. clients, shareholders, employees, suppliers, banks and financial institutions, government and regulatory bodies and the local community. Whenever the Company sets up a project, it surveys the surrounding communities and identifies additional key stakeholders.
2	Out of the above, has the company identified the disadvantaged, vulnerable & marginalized stakeholders	Yes, the Company has identified the disadvantaged, vulnerable and marginalized stakeholders, and it works with them towards inclusive growth.
3	Are there any special initiatives taken by the company to engage with the disadvantaged, vulnerable and marginalized stakeholders	The Company is focused on benefiting the disadvantaged, vulnerable and marginalized communities at or near its project sites. During the period under review, the Company has through its projects worked towards the betterment of the communities with main focus on Rural development, promotion of education, healthcare and skill development.

Principle 5: Businesses should respect and promote human rights:

No.	Particulars	Details
1	Does the policy of the company on human rights cover only the company or extend to the / Suppliers/ Contractors/ Others	Yes. The policy of the Company on human rights covers not only the Company, but also extends to the / Suppliers / Contractors / Others. The Company is committed to complying with all human rights, practices across all group companies and other stakeholders associated with the Company
2	How many stakeholder complaints have been received in the past financial year and what percent was satisfactorily resolved by the management	The Company has not received any complaint pertaining to human rights during the year under review.

Principle 6: Business should respect, protect, and make efforts to restore the environment:

No.	Particulars	Details
1	Does the policy related to Principle 6 cover only the company or extends to the Group/Joint Ventures/ Suppliers/ Contractors/ NGOs/ others	Yes the policy extends to the Company, as well as the Group, Subsidiaries and Contractors. The Group companies, suppliers, contractors dealing with the Company are encouraged to maintain ethical standards in all their practices and adhere to the best environmental practices. The occupational health, safety of employees and protection of environment is the prime focus of the Company and the Company at all levels endeavours to preserve and maintain the health, safety and reduce the harmful effect on the environment at its construction sites and its neighbourhood. Moreover, the Company has adopted an Environment Plan, which encourages the Company to consolidate and improve environmental performance through formulation and implementation of environment protection procedures and practices in its operations.

Business Responsibility Report (BRR) (Contd.)

No.	Particulars	Details
2	Does the company have strategies/ initiatives to address global environmental issues such as climate change, global warming, etc. If yes, please give hyperlink for webpage etc.	Yes, the Company takes initiatives to address environmental issues. Moreover, the Environment Plan adopted by the Company outlines various measures that are taken in execution of projects to prevent air pollution, dust and smoke, noise pollution, etc.
3	Does the Company identify and assess potential environmental risks.	Yes, the Company identifies and assess risks including environmental risks. The Company conforms to the ISO 14001:2015 certification for its environmental management systems and ISO 45001-2018 for occupational health and safety management.
4	Does the Company have any project related to Clean Development Mechanism If Yes, whether any environmental compliance report is filed	No
5	Has the company undertaken any other initiatives – clean technology energy, efficiency, renewable energy etc. If yes, please give hyperlink for web page etc.	Yes. The Company understands the importance of achieving energy efficiency, and effectively utilizes the available clean technology and renewable energy resources in its business. With specific focus on reducing carbon footprint by reducing cement content, making portland cement concrete as a sustainable choice by replacing part of cement with Industrial by-product (Fly ash / GGBS). This helps to produce more durable structures with less carbon footprint and conserves energy.
6	Are the Emissions/Waste generated by the company within the permissible limits given by CPCB/SPCB for the financial year being reported	Yes, the emissions/waste generated by the Company are within the permissible limits given by CPCB/SPCB for the financial year being reported.
7	Number of show cause/ legal notices received from CPCB/SPCB which are pending (i.e. not resolved to satisfaction) as on end of Financial Year	The Company has not received any show cause or legal notices from CPCB/SPCB. Hence the question of its pendency as on end of Financial Year does not arise.

Principle 7: Businesses, when engaged in influencing public and regulatory policy, should do so in a responsible manner:

No.	Particulars	Details
1	Is your Company a member of any trade and Chamber or Association, If Yes, Name only those major ones that your business deals with.	Yes. National Safety Council Indian Building Congress
2	Have you advocated/lobbied through above associations for the advancement or improvement of public good? If Yes, specify the broad areas	No



Business Responsibility Report (BRR) (Contd.)

Principle 8: Businesses should support inclusive growth and equitable development:

No.	Particulars	Details
1	Does the company have specified programmes/ initiatives/ projects in pursuit of the policy related to Principle 8. If yes, details thereof.	Yes. The Company has a well-crafted Corporate Social Responsibility (CSR) policy. The Company works with the communities surrounding its business operations with a vision to make a sustainable impact on the human development of under-served communities through various initiatives. Based on the needs of the community around the projects either observed or requested, programs are initiated, chosen and implemented for the benefit of society.
2	Are the programmes/projects undertaken through in-house team/own foundation /external NGO/ government structures/ any other organization	Platforms are initiated by in-house team and external agencies for Skill development programs.
3	Have you done any impact assessment of your initiative	The Company undertakes impact assessment on a continuous basis and assess the benefits gained to the community through its CSR initiatives
4	What is your company's direct contribution to community development projects- Amount in INR and the details of the projects undertaken	Presently, the Company do not have any direct contribution to community development projects
5	Have you taken steps to ensure that this community development initiative is successfully adopted by the community	The CSR initiatives are carried out in accordance with the CSR Policy of the Company. The Company will take steps according to CSR policy in near future.

Principle 9: Businesses should engage with and provide value to their clients and consumers in a responsible manner:

No.	Particulars	Details
1	What percentage of customer complaints/ consumer cases are pending as on the end of financial year	Nil
2	Does the company display product information on the product label, over and above what is mandated as per local laws	Not Applicable as the Company is the field of EPC/construction and provides its services to B2B customers
3	Is there any case filed by any stakeholder against the company regarding unfair trade practices, irresponsible advertising and/or anti-competitive behaviour during the last five years and pending as on end of financial year	There is no case filed by any stakeholder against the Company regarding unfair trade practices, irresponsible advertising and/or anti-competitive behaviour during the last five years and pending as on end of financial year
4	Did your Company carry out any client survey/ consumer satisfaction trends?	Yes. Clients Satisfaction surveys are conducted regularly and being carried out as the compliance of QMS (ISO 9001- IMS).

Report on Corporate Governance

OUR CORPORATE GOVERNANCE PHILOSOPHY

Our Corporate Governance is a reflection of our value system encompassing our culture, policies, and relationships with our stakeholders. Integrity and transparency is Key to our corporate governance practices to ensure that we gain and retain the trust of our stakeholders at all times. Ahluwalia Contracts (India) Ltd (ACIL), good corporate governance is a way of life and the way we do our business, encompassing every day's activities and is enshrined as a part of our way of working.

Our Corporate Governance framework ensures that we make timely disclosures and share accurate information regarding our financials and performance, as well as disclosures related to the leadership and governance of the Company

As on 31st March, 2020, the Board comprised eight Members, Consisting of one Non-executive and Non-independent chairman, four executive directors, and four independent directors. An independent director is the chairperson of each of the Board committees – namely audit committee, Nomination and Remuneration Committee, Stakeholders Relationship Committee and Corporate Social Responsibility (CSR) committee.

The Company has put in place a good Corporate Governance Policy and confirms its compliance with the applicable regulations of the SEBI (Listing Obligations and Disclosure Requirements) Regulations, 2015 (“Listing Regulations”) as amended time to time.

This philosophy is reflected and practiced through the ACIL Code of Conduct (ACILCOC) and the ACIL Code of Conduct for Prevention of Insider Trading and Code of Corporate Disclosure Practices. Further, these codes allow the Board to make decisions that are independent of the management. The Company is committed to focus its energies and resources in creating and positively leveraging shareholders' wealth and, at the same time, safeguarding the interests of all stakeholders. This is our path to sustainable and profitable existence and growth.

BOARD OF DIRECTORS

Role of the Board of Directors

The primary role of the Board is that of trusteeship – to protect and enhance shareholder value through strategic direction to the Company.

- As trustees, the Board has a fiduciary responsibility to ensure that the Company has clear goals aligned to shareholder value and its growth.
- It also directs and exercises appropriate control to ensure that the Company is managed in a manner that fulfills stakeholders' aspirations and societal expectations.
- It monitors the effectiveness of the Company's governance practices and makes changes as needed.
- It provides strategic guidance to the Company, ensures effective monitoring of the Management and is accountable to the Company and the shareholders.
- It exercises independent judgment on corporate affairs.
- It assigns sufficient number of non-executive members of the Board of Directors capable of exercising independent judgment in tasks where there is a potential for conflict of interest.
- It reviews and guides corporate strategy, major plans of action, risk policy, annual budgets and business plans, setting performance objectives, monitoring implementation and corporate performance, and overseeing major capital expenditures, acquisitions and divestments.

Responsibilities of the Board Leadership

The responsibilities and authority of the Chairman, the CEO & MD, the DMD, WTD, and the lead independent Directors are as follows :

The Chairman leads the Board. As Chairman, he is responsible for fostering and promoting the integrity of the Board while nurturing a culture where the Board works harmoniously for the long-term benefit of the Company and all its stakeholders.

The Chairman is primarily responsible for ensuring that the Board provides effective governance to the Company. In doing so, the Chairman presides over meetings of the Board and of the shareholders of the Company.

The Chairman takes a lead role in managing the Board and facilitates effective communication among directors. He is responsible for overseeing matters pertaining to governance, including the organisation, composition and effectiveness of the Board and its committees, and individual Directors in fulfilling their responsibilities. The Chairman provides independent leadership to the Board, identifies guidelines for the conduct and performance of Directors, and oversees the management of the Board's administrative activities, such as meetings, schedules, agendas, communication and documentation. The Chairman is also responsible for the overall strategy of the Company.

The composition of the Board is in compliance with the requirements of the Companies Act, 2013 (Act) and Regulation 17 of the Listing Regulations, 2015 as amended



time to time. The profile of the Directors can be accessed on the Company's website at <https://www.acilnet.com>

The Board is satisfied that the current composition reflects an appropriate mix of knowledge, skills, experience, expertise, diversity and independence. The Board provides leadership, strategic guidance, an objective and independent view to

the Company's management while discharging its fiduciary responsibilities, thereby ensuring that the management adheres to high standards of ethics, transparency and disclosure. The Board periodically evaluates the need for change in its composition and size.

The details of the Board of Directors as on as on date of this Report are provided herein below:

Sl.	Name of the Director/ DIN	Category of Directorship	No. of other Directorships	No. of Committee		No. of shares held in the Company	Directorship in other listed entities (category of directorship)	Relationship with other Directors
				Chairperson	Member			
1	Mr. Bikramjit Ahluwalia DIN:00304947	Executive Managing Director	3	-	-	7994257	-	Related to Mr. Vikas Ahluwalia & Mr. Shobhit Uppal
2	Mr. Shobhit Uppal DIN:00305264	Executive (whole Time)	NIL	-	4	4308000	-	Related to Mr. Bikramjit Ahluwalia
3	Mr. Vikas Ahluwalia DIN:00305175	Executive (whole Time)	9	-	2	33500	-	Related to Mr. Bikramjit Ahluwalia
4	Mr. Sanjiv Sharma, DIN: 08478247	Executive (Whole Time)	5	-	-	-	-	No
5	Mr. Arun Kumar Gupta DIN:00371289	Non-Executive Independent	3	2	4	0	Satia Industries Limited	No
6	Dr. Sushil Chandra DIN:00502167	Non-Executive Independent	1	2	4	0	-	No
7	Dr. Mohinder Sahlot DIN:01363530	Non-Executive Independent	8	1	3	0	-	No
8	Mr. Rajendra Prashad Gupta DIN: 02537985	Non-Executive Independent	3	-	1	0	-	No

CHANGES IN BOARD COMPOSITION

Changes in Board composition during Financial Year 2019-20 and upto the date of this report, are tabled below:

Sl.	Name of Directors	Nature of Changes	Date
1	Mr. Vinay Pal	Resigned as Whole time Director	31-May-2019
2	Mr. Rajendra Prashad Gupta	Appointed as an Independent Director	24-July-2019
3	Mr. Sanjiv Sharma	Appointed as Whole Time Director	01-August-2019

Report on Corporate Governance (Contd.)

BOARD MEETINGS

Six Board meetings were held during the year under review and the gap between two meetings did not exceed 120 days.

Attendance of directors at Annual General Meeting (AGM) and Board Meetings during Financial Year 2020:

Sl.	Name of Directors	30-05-2019	24-07-2019	14-08-2019	13-11-2019	23-01-2020	14-02-2020	Attendance in Board Meeting	Attendance in last AGM
1	Mr. Bikramjit Ahluwalia DIN:00304947	P	P	P	P	P	P	6/6	Yes
2	Mr. Shobhit Uppal DIN:00305264	P	P	P	P	P	P	6/6	Yes
3	Mr. Vikas Ahluwalia DIN:00305175	P	P	P	P	P	P	6/6	Yes
4	Mr. Arun Kumar Gupta DIN:00371289	P	P	P	P	P	P	6/6	Yes
5	Dr. Sushil Chandra DIN:00502167	P	P	P	P	P	P	6/6	No
6	Dr. Mohinder Sahlot DIN:01363530	P	P	P	P	A	P	6/5	Yes
7	Mr. Rajendra Prashad Gupta, DIN: 02537985	-	P	P	P	A	A	5/3	N.A
8	Mr. Sanjiv Sharma, DIN: 08478247	-	P	P	A	A	A	4/1	N.A

DETAILS OF FAMILIARISATION PROGRAMMES FOR DIRECTORS INCLUDING INDEPENDENT DIRECTORS

The Companies Act, 2013 and the Listing Regulations define an 'Independent Director' as a person who is not a promoter or employee or one of the key managerial personnel of the Company or its subsidiaries. Further, the person should not have a material pecuniary relationship or transactions with the Company or its subsidiaries, during the two immediate preceding financial years or during the current financial year, apart from receiving sitting fee as an independent director.

Based on the disclosures received from all the Independent Directors and in the opinion of the Board, the Independent Directors fulfill the conditions specified in the Companies Act, 2013, the Listing Regulations, NSE listing manual and are independent of the Management. The Board includes four Independent Directors, out of which one is women.

In addition to the above, the Company has an exclusive internal web-based information portal, which is made available to all the Directors. This has sections on Company matters, Laws & Regulations, Sustainability aspects, Company's

quarterly progress in various operating units, projects under construction, etc. Details of the familiarisation program on cumulative basis are available on the Company's website www.acilnet.com

CHART SETTING OUT THE SKILLS / EXPERTISE / COMPETENCE OF THE BOARD OF DIRECTORS

As stipulated under Schedule V of the SEBI Listing Regulations, core skills/expertise/competencies, as required in the context of the business and sector for it to function effectively and those actually available with the Board have been identified by the Board of Directors.

Sl.	Core Skills/Expertise/Competencies
1	Corporate Management and Leadership Quality
2	Knowledge of Construction industry
3	Knowledge of Corporate Finance, Accounting and Internal Financial Controls
4	Banking, investment and Forex Management
5	Experience in Corporate law and Regulatory Compliances in India
6	Corporate Governance



While evaluating the performance of Board as a whole, it was ensured that the core skills/competencies of the Board Member match with the Core Skills/Competencies matrix set by the Company for running its business effectively and in a transparent manner:

Name of the Director	Expertise in specific functional area
Mr. Bikramjit Ahluwalia	Industrialist, Industry Knowledge, Management skills, Leadership in the field of construction industry
Mr. Shobhit Uppal	Industrialist, Industry Knowledge in the field of construction, Banking, finance, IT
Mr. Vikas Ahluwalia	Industrialist, Industry Knowledge in the field of construction and Banking, Finance
Mr. Sanjiv Sharma	Industry Knowledge, Management skills, Leadership in the field of construction industry
Mr. Arun Kumar Gupta	Knowledge in Accounts, Finance, Income Tax, Regulatory Compliances
Mr. R.P.Gupta	Knowledge in Construction Industry, Engineering.
Dr. Sushil Chandra	Management Skills, Human Resources Department and Regulatory issues.
Dr. Mohinder Sahlot	Knowledge in Legal Matters and Regulatory Compliances.

BOARD INDEPENDENCE

Independent Directors are non-executive directors as defined under Regulation 16(1)(b) of the SEBI Listing Regulations read with Section 149(6) of the Act along with rules framed thereunder. In terms of Regulation 25(8) of SEBI Listing Regulations, they have confirmed that they are not aware of any circumstance or situation which exists or may be reasonably anticipated that could impair or impact their ability to discharge their duties. Based on the declarations received from the Independent Directors, the Board of Directors has confirmed that they meet the criteria of independence as mentioned under Regulation 16(1)(b) of the SEBI Listing Regulations and that they are independent of the Management.

INDEPENDENT DIRECTOR DATABANK REGISTRATION

Pursuant to a notification dated 22nd October, 2019 issued by the Ministry of Corporate Affairs, all Independent Directors have completed the registration with the Independent Directors Databank. Requisite disclosures have been received from the Directors in this regard.

TERM OF BOARD MEMBERSHIP

The Nomination and Remuneration Committee (NRC) determines the appropriate characteristics, skills and

experience required for the Board as a whole and for individual members. Board members are expected to possess the required qualifications, integrity, expertise and experience for the position. They also possess expertise and insights in sectors/areas relevant to the Company, and have ability to contribute to the Company's growth.

APPOINTMENT AND TENURE OF DIRECTORS

The Directors of the Company are appointed / re-appointed by the Board on the recommendations of the Nomination and Remuneration Committee and approval of the Members at the General Meetings. In accordance with the Articles of Association of the Company and provisions of the Act, all Directors, except the Managing Director and Independent Directors of the Company, are liable to retire by rotation at the Annual General Meeting (AGM) each year and, if eligible, offer themselves for re-election. The Executive Directors on the Board have been appointed as per the provisions of the Act and serve in accordance with the terms of their resolution passed by the Members of the Company.

None of the Independent Director(s) of the Company resigned before the expiry of their tenure.

As regards the appointment and tenure of Independent Directors, following is the policy adopted by the Board:

The Company has adopted the provisions with respect to appointment and tenure of Independent Directors which are consistent with the Act and Listing Regulations.

The Independent Directors can serve a maximum of two terms of five years each, after the introduction of the Act.

The Company would not have any upper age limit of retirement of Independent Directors from the Board and their appointment and tenure will be governed by provisions of the Act and the Listing Regulations.

The Company shall ensure that the appointment of any Non-Executive Director who has attained the age of 75 years is approved by the Members of the Company by way of a Special Resolution.

Any person who becomes Director or Officer, including an employee who is acting in a managerial or supervisory capacity, shall be covered under Directors' and Officers' Liability Insurance Policy. The Policy shall also cover those who serve as a Director, Officer or equivalent of an outside entity at Company's request. The Company has provided insurance cover in respect of legal action against its Directors under the Directors' and Officers' Liability Insurance.

PROCEDURE OF BOARD

Meetings Schedule, Agenda and participation thereat: The Board/Committee meetings are pre-scheduled and a tentative

Report on Corporate Governance (Contd.)

annual calendar of the Board and Committee meetings is circulated to the Directors well in advance to help them plan their schedule and ensure meaningful participation in the meetings. The Company Secretary, in consultation with the Chairman, drafts the agenda for meetings, along with notes and the same is made available at least seven days in advance to all the Directors for facilitating fruitful and focused discussions at the meeting. Only in case of urgent business, if the need arises, the Board's/ Committee's approval is taken by passing resolutions through circulation or by calling Board Meeting

COMPLIANCE REPORTS

The Board periodically reviews the compliance report of the laws applicable to the Company as well as steps taken by the Company to rectify the instances of non-compliances, if any.

INFORMATION PROVIDED TO THE BOARD

The Board has unrestricted access to all Company-related information. At Board/Committee meetings, departmental heads and other technical heads who can provide additional insights into the items being discussed, are invited. The Company provides the following information inter alia to the Board, which is given either as part of the agenda or by way of presentations during the meetings, as deemed appropriate.

BOARD COMMITTEES

The Board of Directors have constituted Board Committees to deal with specific areas and activities which concern the Company and requires a closer review. The Board Committees are formed with approval of the Board and function under their respective Charters. These Committees play an important role in the overall Management of day-to-day affairs and governance of the Company. The Board Committees meet at regular intervals and take necessary steps to perform its duties entrusted by the Board. The Minutes of the Committee Meetings are placed before the Board for noting.

STATUTORY COMMITTEES

The Board has constituted the following statutory Committees as on 31-03-2019

- ⊙ Audit Committee of Directors (AC)
- ⊙ Nomination and Remuneration Committee (NRC)
- ⊙ Corporate Social Responsibility Committee (CSR)
- ⊙ Stakeholders Relationship Committee (SRC)
- ⊙ Risk Management Committee of Directors (RMC)

AUDIT COMMITTEE OF DIRECTORS

The Committee comprises the following as on date of this Report:

Mr. Arun Kumar Gupta, Chairman

Mr. Shobhit Uppal, Member

Mr. Vikas Ahluwalia, Member

Dr. Sushil Chandra, Member

Dr. Mohinder Sahlot, Member

Mr. Rajendra Prashad Gupta, Member

All members are well qualified and bring in expertise in the fields of finance, accounting, engineering, strategy and management.

The Committee met 4 times during the year under review. These meetings were held on 30th May 2019, 14th August 2019, 13th November 2019 and 14th February 2020, with the requisite quorum.

The attendance details of meetings of this Committee are as follows:

Name of the Director	No. of Meetings held during tenure	No. of Meetings Attended
Mr. Arun Kumar Gupta, Chairman Audit Committee	4	4
Mr. Shobhit Uppal, Member	4	4
Mr. Vikas Ahluwalia, Member	3	3
Dr. Sushil Chandra, Member	4	4
Dr. Mohinder Sahlot, Member	4	4
Mr. Rajendra Prashad Gupta, Member	3	2

The CS/ CFO assists the Committee in discharge of its responsibilities.

The Committee invites such employees or advisors as it considers appropriate to attend the meetings. The CFO, the head of internal audit and Statutory Auditors are generally invited to attend all meetings unless the Committee considers otherwise. The Company Secretary acts as the Secretary of the Committee.

The Chief Internal Auditors and Statutory Auditors of the Company discuss their audit findings and updates with the Committee and submit their views directly to the Committee. Separate discussions are held with the Internal Auditors to focus on compliance issues and to conduct detailed reviews of the processes and internal controls in the Company. The permissible non-audit related services undertaken by the Statutory Auditors are also pre-approved by the Committee.

The Board has approved the charter of the Audit Committee defining inter alia its composition, role, responsibilities, powers and processes. The Charter is available on the Company's Website at www.acilnet.com

The terms of reference of Audit Committee is as below:

- ⊙ Oversight of the Company's financial reporting process and the disclosure of its financial information to ensure that the financial statement is correct, sufficient and



- credible;
- ⊙ Recommending the appointment, remuneration and terms of appointment of statutory auditors, including cost auditors of the Company;
 - ⊙ Approving payment to statutory auditors, including cost auditors, for any other services rendered by them;
 - ⊙ Reviewing with the management, the annual financial statements and auditors report thereon before submission to the Board for approval, with particular reference to:
 - a. Matters required to be included in the Directors' Responsibility Statement to be included in the Board's Report in terms of clause (c) of sub-section 3 of Section 134 of the Companies Act, 2013;
 - b. Changes, if any, in accounting policies and practices and reasons for the same;
 - c. Major accounting entries involving estimates based on the exercise of judgement by the management;
 - d. Significant adjustments made in financial statements arising out of audit findings;
 - e. Compliance with listing and other legal requirements relating to financial statements;
 - f. Disclosure of any related party transactions; and
 - g. Modified opinion(s) in the draft audit report.
 - ⊙ Reviewing, with the management, the quarterly financial statements before submission to the Board for approval;
 - ⊙ Reviewing and monitoring the auditors' independence and performance, and effectiveness of audit process;
 - ⊙ Approval or any subsequent modification of transactions of the Company with related parties;
 - ⊙ Scrutiny of inter-corporate loans and investments;
 - ⊙ Valuation of undertakings or assets of the Company, wherever it is necessary;
 - ⊙ Evaluation of internal financial controls and risk management systems;
 - ⊙ Reviewing, with the management, the performance of statutory auditors and internal auditors, adequacy of internal control systems;
 - ⊙ Formulating the scope, functioning, periodicity and methodology for conducting the internal audit;
 - ⊙ Reviewing the adequacy of internal audit function, if any, including the structure of the internal audit department, staffing and seniority of the official heading the department, reporting structure coverage and frequency of internal audit;
 - ⊙ Discussion with internal auditors of any significant findings and follow-up thereon;
 - ⊙ Reviewing the findings of any internal investigations by the internal auditors into matters where there is suspected fraud or irregularity or a failure of internal control systems of a material nature and reporting the matter to the Board;
 - ⊙ Discussion with statutory auditors before the audit commences, about the nature and scope of audit as well as post audit discussion to ascertain any area of concern;
 - ⊙ To look into the reasons for substantial defaults, if any, in the payment to depositors, debenture holders, shareholders (in case of non-payment of declared dividends) and creditors;
 - ⊙ To review the functioning of the Vigil Mechanism and Whistle Blower mechanism;
 - ⊙ Approval of appointment of CFO (i.e. the whole-time Finance Director or any other person heading the finance function or discharging that function) after assessing qualifications, experience and background, etc. of the candidate;
 - ⊙ Carrying out any other function as is mentioned in the terms of reference of the Audit Committee;
 - ⊙ To review the utilisation of loans and/or advances from/ investment by the holding company in the subsidiary exceeding ₹100 Crores or 10 percent of the asset size of the subsidiary, whichever is lower. The thresholds would include existing loans/advances/investments existing as on 1st April, 2019.
 - ⊙ Reviewing financial statements, in particular the investments made by the Company's unlisted subsidiaries;
 - ⊙ Reviewing the following information:
 - a. The Management Discussion and Analysis of financial condition and results of operations;
 - b. Statement of significant related party transactions (as defined by the Audit Committee), submitted by management;
 - c. Management letters/letters of internal control weaknesses issued by the statutory auditors;
 - d. Internal audit reports relating to internal control weaknesses;
 - e. Reviewing the appointment, removal and terms of remuneration of the Chief internal auditor / internal auditor(s); and statement of deviations:
 - (a) quarterly statement of deviation(s) including report of monitoring agency, if applicable, submitted to stock exchange(s) in terms of Regulation 32(1) of the Securities and Exchange Board of India (Listing Obligations and Disclosure

Report on Corporate Governance (Contd.)

Requirements) Regulations, 2015.

(b) Annual statement of funds utilised for purposes other than those stated in the offer document / prospectus / notice in terms of Regulation 32(7) of the Securities and Exchange Board of India (Listing Obligations and Disclosure Requirements) Regulations, 2015.

All the recommendations made by the Audit Committee during the year under review were accepted by the Board.

NOMINATION AND REMUNERATION COMMITTEE (NRC)

The Committee comprises the following directors as on date of this Report:

Dr. Sushil Chandra, Chairman

Mr. Arun Kumar Gupta, Member

Dr. Mohinder Sahlot, Member

The Committee met 3 times during the year under review. These meetings were held on 30th May, 2019, 24th July 2019 & 14th August, 2019 with the presence of requisite quorum.

The attendance details of meetings of this Committee are as follows:

Name of the Director	No. of Meetings held during tenure	No. of Meetings Attended
Dr. Sushil Chandra, Chairman	3	3
Mr. Arun Kumar Gupta, Member	3	3
Dr. Mohinder Sahlot, Member	3	3

In terms of the provisions of Section 178(3) of the Act and Regulation 19(4) read with Part D of Schedule II to the Listing Regulations, the Committee is responsible for inter alia formulating the criteria for determining qualification, positive attributes and independence of a Director. The Committee is also responsible for recommending to the Board a policy relating to the remuneration of the Directors, Key Managerial Personnel and other employees.

The Board has also approved the charter of the NRC defining its composition, powers, responsibilities, reporting, evaluation, etc. The Charter is available on the Company's website at www.acilnet.com

THE BRIEF OF TERMS OF REFERENCE IS AS BELOW

(1) formulation of the criteria for determining qualifications, positive attributes and Independence of a Director and recommend to the Board of Directors a policy relating to, the remuneration of the Directors, key managerial personnel and other employees;

(2) formulation of criteria for evaluation of performance of Independent Directors and the Board of Directors;

(3) devising a policy on diversity of Board of Directors;

(4) identifying persons who are qualified to become Directors and who may be appointed in senior management in accordance with the criteria laid down, and recommend to the Board of Directors their appointment and removal.

(5) whether to extend or continue the term of appointment of the Independent Director, on the basis of the report of performance evaluation of Independent Directors.

(6) recommend to the board, all remuneration, in whatever form, payable to senior management.

PERFORMANCE EVALUATION CRITERIA FOR INDEPENDENT DIRECTORS

The performance evaluation criteria for Independent Directors are determined by the Nomination and Remuneration Committee. An indicative list of factors on which evaluation was carried out includes participation and contribution by the Director, commitment, effective deployment of knowledge and expertise, integrity and maintenance of confidentiality and independence of behaviour and judgments.

CORPORATE SOCIAL RESPONSIBILITY COMMITTEE (CSR)

The Committee comprises the following as on 31st March, 2020:

Dr. Sushil Chandra, Chairman

Mr. Arun Kumar Gupta, Member

Mr. Shobhit Uppal, Member

During the year under review, no meeting of CSR Committee was held.

The Company has adopted a CSR policy which indicates the activities to be undertaken by the Company as specified in Schedule VII to the Act. The policy, including overview of projects or programs proposed to be undertaken, is provided on the Company website at www.acilnet.com

Brief Terms of Reference/Roles and responsibilities:

- ⊙ Formulate and recommend to the Board, a CSR Policy which shall indicate the activities to be undertaken by the Company as specified in Schedule VII to the Act or may be prescribed in the rules thereto.
- ⊙ Recommend the amount of expenditure to be incurred on the activities referred to in the above clause.
- ⊙ Monitor the CSR Policy of the Company from time to time.

STAKEHOLDERS RELATIONSHIP COMMITTEE:

The Committee comprises the following Directors as on Date of this Report:



Dr. Mohinder Sahlot, Chairman

Dr. Sushil Chandra, Member

Mr. Shobhit Uppal, Member

The Committee met 1 times during the year under review. The meeting was held on 14-08-2019 with the presence of requisite quorum.

The attendance details of meetings of this Committee are as follows:

Name of the Director	No. of Meetings held during tenure	No. of Meetings Attended
Dr. Mohinder Sahlot, Chairman	1	1
Dr. Sushil Chandra, Member	1	1
Mr. Shobhit Uppal, Member	1	1

The Committee specifically discharges duties of servicing and protecting the various aspects of interest of shareholders, debenture holders and other security holders.

The Board has approved the charter of the Committee defining its composition, powers, responsibilities, etc. The charter is available on the Company's website at www.acilnet.com

The terms of the charter broadly include:

- (i) Resolving the grievances of the security holders of the listed entity including complaints related to transfer/transmission of shares, non-receipt of annual report, non-receipt of declared dividends, issue of new/duplicate certificates, general meetings etc.
- (ii) Review of measures taken for effective exercise of voting rights by shareholders.
- (iii) Review of adherence to the service standards adopted by the listed entity in respect of various services being rendered by the Registrar & Share Transfer Agent.
- (iv) Review of the various measures and initiatives taken by the listed entity for reducing the quantum of unclaimed dividends and ensuring timely receipt of dividend warrants/annual reports/statutory notices by the shareholders of the Company.

RISK MANAGEMENT COMMITTEE:

The Board of Directors of the Company has formed a Risk Management Committee to frame, implement and monitor the risk management plan for the Company.

The Committee is responsible for monitoring and reviewing the risk management plan and ensuring its effectiveness. The Audit Committee has additional oversight in the area of financial risks and controls. The major risks identified by the businesses and functions are systematically addressed through mitigating actions on a continuing basis. The

development and implementation of risk management policy has been covered in the Management Discussion and Analysis, which forms part of this report. The Committee comprises the following Directors as on Date of this Report:

Mr. Arun Kumar Gupta, Chairman

Mr. Shobhit Uppal, Member

Mr. Vikas Ahluwalia, Member

The Committee met 1 times during the year under review. The meeting was held on 30-06-2020 with the presence of requisite quorum. (Delay Due to COVID-19)

GLOBAL HEALTH PANDEMIC FROM COVID-19

The World Health Organisation declared a global pandemic of the Novel Coronavirus disease (COVID-19) on 11th February, 2020. In enforcing social distancing to contain the spread of the disease, our offices and client offices all over the country have been operating with minimal or no staff for extended periods of time. To effectively respond to and manage our operations through this crisis, the Company triggered its business continuity management program, chaired by the Dy. Managing Director. In keeping with its employee-safety first approach, the Company quickly instituted measures to trace all employees and be assured of their well-being.

Proactive preparations were done in our work locations during this transition to ensure our offices and sites were safe. Approximately 90% of the sites / workforce were enabled in a rapid manner to work remotely and securely, thus ensuring that client commitments were not materially compromised.

Several initiatives were rolled out to make teams and managers effective while working from different locations. Our Health Safety & Environment Program (HSE) has also launched a ACIL Team of initiatives related to COVID-19 awareness and the new remote way of working, with a focus on the health and wellness of employees. We have extended support to the employees impacted by this pandemic, including those who tested positive for COVID-19. The Company would implement a phased and safe return-to-work plan as and when lockdown restrictions are relaxed.

The Company's focus on liquidity, supported by a strong balance sheet and acceleration in cost optimisation initiatives, would help in navigating any near-term challenges in the demand environment.

HEALTH, SAFETY AND ENVIRONMENT

Health, safety and environment: One of the prerequisites for conducting business responsibly is a safe, healthy, and environment-friendly workplace. Ozone, the Health, Safety and Environmental Management System (HSEMS) at Ahluwalia's,

Report on Corporate Governance (Contd.)

has evolved over the years into a robust management system guided by requirements from multiple stakeholders, including clients, vendor partners, law enforcement and regulatory bodies, and the communities in which we operate. There is an increased focus globally on the needs and environmental issues and occupational health and safety, and greater emphasis on compliance with legislations and other requirements. Systems have been established in accordance with internationally recognised standards / specifications and Ahluwalia's is certified to ISO14001:2015 and OHSAS 18001:2007 in India locations. Protecting the environment, providing the right workplace ambience and safeguarding health and safety of personnel, including employees, contract workers and visitors, are strategic priorities for us.

The HSE includes well-defined policies and procedures and also strives to keep interested parties well-informed, trained and committed to our HSE process.

REMUNERATION OF DIRECTORS

Details of remuneration paid to Non-Executive Director (NEDs) during the financial year 2019-20 are as mentioned below:

Amount in ₹ Lakhs

Sl.	Name of Directors	Sitting Fee Paid during the FY 2019-20
1	Mr. Arun Kumar Gupta	2.40
2	Dr. Sushil Chandra	2.40
3	Mr. R.P.Gupta	1.00
4	Dr. Mohinder Sahlot	2.20

Details of remuneration of Managing Director, Dy. Managing Director & Whole Time Directors during FY 2019-20:

Amount in ₹ Lakhs

Sl.	Name of Directors	Salary and Allowance	Total
1	Mr. Bikramjit Ahluwalia	126.00	126.00
2	Mr. Shobhit Uppal	168.00	168.00
3	Mr. Vikas Ahluwalia	60.00	60.00
4	Mr. Sanjiv Sharma	27.20	27.20
5	Mr. Vinay Pal	10.90	10.90

STATUS OF INVESTORS COMPLAINTS:

Status of Investors' complaints for the financial year 2019-20 is as under:-

Particulars	Opening	Received during the year	Resolved during the year	Pending (31.03.2020)
Complaints	-	-	-	-

GENERAL BODY MEETINGS:

The details of the last three AGMs of the Company

F.Y.	Venue	Date	Time
2016-17	Ahlcon Public School Auditorium, Mayur Vihar, Phase-I, Delhi-110091	28th September, 2017	4.00 p.m.
2017-18	Ahlcon Public School Auditorium, Mayur Vihar, Phase-I, Delhi-110091	22nd September, 2018	2.00 p.m.
2018-19	Ahlcon Public School Auditorium, Mayur Vihar, Phase-I, Delhi-110091	25th September, 2019	4.00 p.m.

The following Special Resolutions were passed by the shareholders of the Company in the last years as under:

Date of General Meeting/ Postal ballot/	Relevant section	Details of Special Resolutions
12.05.2018	u/s Section 196 & 197	Re-Appointment of Mr. Bikramjit Ahluwalia, as Managing Director for three Years through postal ballot
25.09.2019	u/s Section 149	Re-appointment of Mr. Arun Kumar Gupta, as Independent Director for five Years
25.09.2019	u/s Section 149	Re-appointment of Mr. Sushil Chandra, as Independent Director for five Years

Whether any special resolution passed last year through postal ballot and details of voting pattern:

One Special Resolution was passed through postal ballot during the year 2017-18 on 28th March 2018. The Company followed the procedure for Postal Ballot as per Section 110 of the Companies Act, 2013 read with the Rule 22 of the Companies (Management and Administration) Rule 2014. The Scrutinizer submitted his report to the Chairman stating that the resolution has been duly passed by the Members with the requisite majority for re-appointment of Mr. Bikramjit Ahluwalia, Managing Director of the Company for next three Years.

The result of the Postal Ballot was declared on 12th May 2018. Detail of the voting pattern was as under:

Description of Resolution	No. of total valid Postal Ballot Forms / e-votes received	Votes Cast (No. of shares)	
		For	Against
Re-appointment of Mr. Bikramjit Ahluwalia, Managing Director of the Company for a period of three Years	80	41084257	Nil

Person who conducted the postal ballot exercise: Mr. Santosh



Kumar Pradhan was appointed as the scrutinizer to conduct the postal ballot exercise.

Whether any special resolution is proposed to be conducted through postal ballot: No

MEANS OF COMMUNICATION:

The Company follows April-March as the financial year.

The meetings of the Board of Directors for approval of quarterly financial results for the financial year ended 31st March, 2020 were held on the following dates:

Particulars	Date
Quarter ended 30th June 2019	14-August-2019
Quarter/half year ended 30th September 2019	13-November-2019
Quarter/nine months ended 31st December 2019	14-February-2020
Quarter/year ended 31st March 2020	30-June-2020 (Relaxation By SEBI due to COVID-19)

QUARTERLY RESULTS

Quarterly, half yearly and annual financial results of the Company are published in widely circulated national Newspapers as per details given below:

Name of News Paper	Region	Language
Financial Express and Jansatta – 1st Quarter	Delhi editions	English and Hindi
Financial Express and Jansatta – 2nd Quarter	Delhi editions	English and Hindi
Financial Express and Jansatta – 3rd Quarter	Delhi editions	English and Hindi
Financial Express and Jansatta – 4th Quarter (Relaxation By SEBI)	Delhi editions	English and Hindi

Post quarterly results, an Investor Conference call is held where members of the financial community are invited to participate in the Q&A session with the Company’s management. The key highlights are discussed and investor/ analyst queries are resolved in this forum. The quarterly results are also uploaded on the website at www.acilnet.com

GENERAL SHAREHOLDER INFORMATION:

a	Details of Annual General Meeting (AGM) Last date for receipt of Proxy	Wednesday, 30th day of September 2020 at 3 p.m. Through Video Conferencing
b	Financial Year	2019-20
c	Stock Code	BSE: 532811, NSE: AHLUCONT, CSE: 011134
d	Book Closure	From 21st September, 2020 to 30th September, 2020
e	E-voting Date	27-09-2020 to 29-09-2020
f	International Securities Identification Number (ISIN):	INE758C01029
g	Corporate Identity Number (CIN):	L45101DL1979PLC009654
h	Listing on Stock Exchanges	NSE, BSE and CSE. This is to confirm that the listing fees has been paid to all the Stock Exchanges for the Financial Year 2021-21
	Listing of Equity Shares: The Company’s Equity Shares are listed on two Stock Exchanges in India viz.	BSE Limited Phiroze Jeejeebhoy Towers, Dalal Street, Mumbai 400 001
		National Stock Exchange of India Limited, Exchange Plaza, Bandra Kurla Complex, Bandra (E), Mumbai 400 051
		Calcutta Stock Exchange Ltd, 7 Lyons Range, Kolkata-700001

Report on Corporate Governance (Contd.)

Market Price Data: Month wise High and Low of the Company's Equity shares during the last financial year 2019-20 at BSE and NSE are given below:

Stock Exchanges	BSE		NSE	
	High	Low	High	Low
April 2019	368.00	311.30	346.55	316.50
May 2019	385.00	300.00	379.95	299.65
June 2019	359.00	320.00	352.00	318.10
July 2019	359.95	288.00	359.00	287.15
August 2019	313.15	266.75	315.00	264.95
September 2019	341.00	265.20	339.00	280.00
October 2019	304.50	264.70	304.40	261.20
November 2019	344.95	266.00	347.60	269.05
December 2019	303.50	268.20	305.00	263.70
January 2020	345.00	281.10	346.00	281.50
February 2020	369.30	304.00	370.00	310.00
March 2020	365.00	166.20	366.00	153.90

REGISTRARS AND SHARE TRANSFER AGENTS

Name and Address of Registrar and Share Transfer Agent (RTA)

Link Intime India Private Limited

Noble Heights, 1st Floor, Plot NH 2, C-1, Block LSC, Near Savitri Market, Janakpuri, New Delhi – 110058,

Phone: 011 - 414 10592, 93, 94; Fax : 011 - 414 10591

Email: delhi@linkintime.co.in

SHARE TRANSFER SYSTEM

Effective 1st April, 2019, SEBI has amended Regulation 40 of the Listing Regulations, which deals with transfer or transmission or transposition of securities. According to this amendment, the requests for effecting the transfer of listed securities shall not be processed unless the securities are held in dematerialised form with a Depository. Therefore, for effecting any transfer, the securities shall mandatorily be required to be in demat form. According to SEBI, this amendment will bring the following benefits:

- ⊙ It shall curb fraud and manipulation risk in physical transfer of securities by unscrupulous entities.
- ⊙ Transfer of securities only in demat form will improve ease, convenience and safety of transactions for investors.

COMPLIANCE OF SHARE TRANSFER FORMALITIES

As per the requirement of Regulation 40(9) of the Listing Regulations, the Company has obtained the half yearly certificates from the Company Secretary in practice for due compliance of share transfer formalities.



DISTRIBUTION OF SHAREHOLDING DETAILS OF THE COMPANY

DISTRIBUTION OF SHAREHOLDING (SHARES) as on 31-03-2020

Sr. no.	Shareholding of Shares			Shareholder	Percentage of Total	Total shares	Percentage of Total
1	1	to	500	5602	93.1803	418091	0.6241
2	501	to	1000	167	2.7778	127899	0.1909
3	1001	to	2000	89	1.4804	130774	0.1952
4	2001	to	3000	34	0.5655	88004	0.1314
5	3001	to	4000	19	0.316	70572	0.1054
6	4001	to	5000	10	0.1663	47219	0.0705
7	5001	to	10000	18	0.2994	128665	0.1921
8	10001	to	*****	73	1.2142	65976336	98.4904
Total				6012	100	66987560	100

SHAREHOLDING PATTERN OF THE COMPANY AS ON 31ST MARCH, 2020:

Particulars	No. of Shares as on 31-03-2020	%
Promoter & Promoter Group	38855977	58.004
Foreign Portfolio Investor	10394478	15.517
Financial Institutions / Banks	6787	0.01
Mutual Fund	15376998	22.955
IEPF	27827	0.041
Bodies Corporate	318456	0.475
Hindu Undivided Family	22590	0.033
Non Resident Indians	50210	0.074
Public (Any Others)	1934237	2.887
Total	66987560	100

LIST OF PROMOTERS AND PROMOTERS GROUP HOLDING AS ON 31-03-2020 (% of total Shares of the Company)

Name of Promoters	Equity	%	Equity Pledged	%
Sudershan Walia	22252380	33.2187	11475380	17.13
Bikramjit Ahluwalia	7994257	11.9339	4390000	6.55
Shobhit Uppal	4308000	6.4310	-	-
Rohini Ahluwalia	2981840	4.4513	-	-
Rachna Uppal	1227500	1.8324	-	-
Mukta Ahluwalia	33500	0.0500	-	-
Vikas Ahluwalia	33500	0.0500	-	-
Tidal Securities Private Limited	25000	0.0373	-	-

Report on Corporate Governance (Contd.)

OTHER TOTAL TOP 10 SHAREHOLDERS OF THE COMPANY AS ON 31ST MARCH, 2020:

SL.	Name of Top 10 Shareholders as on 31-03-2020	Equity	%
1	Nalanda India Equity Fund Limited	3870102	5.7773
2	Franklin India Smaller Companies Fund	3270913	4.8829
3	Nalanda India Fund Limited	2765372	4.1282
4	Axis Mutual Fund Trustee Limited A/C Axis Mutual Fund A/C Axis Small Cap Fund	2540392	3.7923
5	DSP Equity & Bond Fund	1864461	2.7833
6	Fil Investments (Mauritius) Ltd	1852221	2.765
7	SBI Large & Midcap Fund	1214084	1.8124
8	DSP Equity Opportunities Fund	1137225	1.6977
9	HSBC Global Investment Funds - Asia Ex Japan Equity Smaller Companies	1093964	1.6331
10	DSP Tax Saver Fund	1002626	1.4967

DETAILS OF EQUITY SHARES IN DEMATERIALIZED AND PHYSICAL FORM AS ON 31ST MARCH, 2020

The Company's shares are compulsorily traded in dematerialised form and are available for trading through both the Depositories in India viz. NSDL and CDSL. The details of number of equity shares of the Company which are in dematerialised and physical form are given below:

Particulars	Number of shares	% to total number of shares	Number of shareholders
Dematerialised form			
NSDL (A)	63764354	95.19	3747
CDSL (B)	3157941	4.71	2109
Total	66922295*	99.90	5856
Physical form (C)	65265	0.10	156
Total A+B+C	66987560	100	6012

*includes entire shareholding of promoter and promoter group.

Address for correspondence

For any assistance regarding dematerialisation of shares, share transfers, transmissions, change of address, non-receipt of dividend or any other query relating to shares:

Registrar and Share Transfer Agent (RTA)

Link Intime India Pvt. Limited

Noble Heights, 1st Floor, Plot NH 2, C-1, Block LSC, Near Savitri Market, Janakpuri, New Delhi – 110058,

Phone: 011 - 414 10592, 93, 94; Fax: 011 - 414 10591

Email: delhi@linkintime.co.in

For general correspondence:

Ahluwalia Contracts (India) Limited

Regd. Office: A-177, Okhla Industrial Area

Phase-1, New Delh-110020

Ph.: 91-11-49410502, 517, 599 Fax: 91-11-49410553

Email ID. Cs.corpoffice@acilnet.com



CREDIT RATING

The Company's financial discipline and prudence is reflected in the strong credit ratings ascribed by rating agencies as given below:

Facilities	Rating	Rating Action
Long Term Bank Facilities	CARE A+; Stable (Single A Plus; Outlook; Stable)	Reaffirmed
Long term / short term Bank Facilities	CARE A+; Stable/ CARE A1 (Single A Plus; Outlook; Stable/A One)	Reaffirmed

OTHER DISCLOSURES:

RELATED PARTY TRANSACTIONS & POLICY:

In compliance with the provisions of Regulation 23 of SEBI (Listing Obligations and Disclosure Requirements) Regulations, 2015, the Company has formulated a Policy on Materiality of Related Party Transactions and dealing with Related Party Transaction, duly approved by the Board of Directors and the same has come into force with effect from 1st October 2014.

All contracts/ arrangements/ transactions entered by the Company during the financial year with related parties were in the ordinary course of business and on arm's length basis. During the year the Company had not entered into any contract/ arrangement/ transaction with related parties, which could be considered material in accordance with the policy of the Company on materiality of related party transactions or provisions of SEBI (LODR) Regulations, 2015.

The Policy on Materiality of Related Party Transactions and dealing with Related Party Transaction has been disclosed on website of the Company and may be accessed at following web link: www.acilnet.com

VIGIL MECHANISM /WHISTLE BLOWER COMMITTEE

The Company has a Whistle Blower Policy and has established the necessary vigil mechanism for Directors and Employees in confirmation with Section 177(9) of the Act and Regulation 22 of Listing Regulations, to report concerns about unethical behavior. The details of the policy have been disclosed in the Corporate Governance Report, which is a part of this report and is also available on www.acilnet.com

The Composition of Whistle Blower Committee is given hereunder:

- ⊙ The Company has adopted the Whistleblower mechanism for Directors and employees to report concerns about unethical behavior, actual or suspected fraud, or violation of the Company's Code of Conduct and Ethics.
- ⊙ In accordance with the requirements of the Listing Agreement, the Company has formulated Policies on related party transactions and material subsidiaries. The policies, including the Whistleblower Policy, are available on our website: www.acilnet.com

Details of non-compliance by the listed entity, penalties, strictures imposed on the listed entity by stock exchange(s) or the board or any statutory authority, on any matter related to capital markets, during the last three years:

There is no non-compliance made by the Company during the

last 3 years on any matter related to capital markets.

POLICY ON DISCLOSURE OF MATERIAL EVENTS

The Company has also adopted policies on determination of material events and policy for preservation of documents.

CERTIFICATE FROM PRACTISING COMPANY SECRETARY

The Company has received a certificate from Santosh Kumar Pradhan, Practising Company Secretary to the effect that none of the Directors on the Board of the Company has been debarred or disqualified from being appointed or continuing as Directors of the Company by the Securities and Exchange Board of India (SEBI), Ministry of Corporate Affairs or any other statutory authority. The same forms part of this report.

PREVENTION OF SEXUAL HARASSMENT POLICY

In order to comply with provisions of the Sexual Harassment of Women at Workplace (Prevention, Prohibition and Redressal) Act, 2013 and Rules framed thereunder, the Company has formulated and implemented a policy on prevention, prohibition and redressal of complaints related to sexual harassment of women at the workplace. All women employees are covered under the above policy. The said policy has been uploaded on the internal portal of the Company for information of all employees. An Internal Complaint Committee (ICC) has been set up in compliance with the said Act. During the year under review, no Complaint was reported pertaining to sexual harassment of women at workplace.

DETAILS OF COMPLIANCE WITH MANDATORY REQUIREMENTS AND ADOPTION OF NON-MANDATORY REQUIREMENTS

The Company has duly complied with all the mandatory provisions of SEBI / Listing Regulations as amended from time to time.

Adoption of non-mandatory requirements as stipulated under Listing Regulations are being reviewed by the Board from Time to Time.

All the recommendations made by the Audit/ Nomination & Remuneration Committee during the year under review were accepted and adopted by the Board.

Statutory Auditors and their Fee: M/s Amod Agrawal & Associates the Chartered Accountants are the Statutory Auditors of the Company. During the FY 2019-20, the total fees paid by the Company to them on a consolidated basis is as below:

a) Statutory Audit	₹28.00 Lakhs
b) Other Services	₹6.25 Lakhs

CODE OF CONDUCT

The Company has adopted the Code of Conduct for NEDs which includes details as laid down in Schedule IV to the Act. The Company has also adopted a Code of Conduct for all its employees including Executive Director(s). All Board members and senior management personnel have affirmed compliance with their respective Code of Conduct. The CEO & Managing Director has also confirmed and certified the same. This certification is reproduced at the end of this Report and marked as Annexure I.

Report on Corporate Governance (Contd.)

ACIL CODE OF CONDUCT FOR PREVENTION OF INSIDER TRADING & CODE OF CORPORATE DISCLOSURE PRACTICES

In accordance with the Securities and Exchange Board of India (Prohibition of Insider Trading) Regulations, 2015, as amended from time to time, the Board of Directors of the Company has adopted the revised ACIL Code of Conduct for Prevention of Insider Trading and Code of Corporate Disclosure Practices (the Code). All the Promoters, Directors, Employees of the Company and its material subsidiaries, who are Designated Persons, and their Immediate Relatives and other Connected Persons such as Auditors, Consultants, Bankers, etc., who could have access to the unpublished price sensitive information of the Company, are governed under this Code.

Mr. Vipin Kumar Tiwari (CS) of the Company is the 'Compliance Officer' in terms of this Code

INSIDER TRADING CODE

The Company has adopted an 'Internal Code of Conduct for Regulating, Monitoring and Reporting of Trades by Designated Persons' ("the Code") in accordance with the SEBI (Prohibition of Insider Trading) Regulations, 2015 (The PIT Regulations).

The Code is applicable to Promoters, Member of Promoter's Group, all Directors and such Designated Employees who are expected to have access to unpublished price sensitive information relating to the Company. The Company Secretary is the Compliance Officer for monitoring adherence to the said PIT Regulations.

The Company has also formulated 'The Code of Practices and Procedures for Fair Disclosure of Unpublished Price Sensitive Information (UPSI)' in compliance with the PIT Regulations. This Code is displayed on the Company's website viz.

www.acilnet.com. The Company has also formulated "Policy on Inquiry" in case of leak of UPSI.

Name, Designation and Address of the Compliance Officer:

Mr. Vipin Kumar Tiwari,
GM (Corporate) & Company Secretary

Regd. Office: A-177, Okhla Industrials Area, Phase-1,
New Delhi-110020

Phone: +91-11-49410502, 517, 599

Fax: :+91-11-49410553

Email ID: cs.corpoffice@acilnet.com

In accordance with Regulation 6 of the Listing Regulations, the Board has appointed Mr. Vipin Kumar Tiwari, Company Secretary as the Compliance Officer. He is authorised to approve share transfers/ transmissions, in addition to the powers with the members of the Committee. Share transfer formalities are regularly attended to and at least once a fortnight.

Annual Reports and Annual General Meetings: The Annual Reports are e-mailed/posted to Members and others entitled to receive them. The Annual Report is also available on the Company's website at www.acilnet.com

News Releases, Presentations etc.: Official news releases, detailed presentations made to media, analysts, institutional investors etc. are displayed on the Company's website at www.acilnet.com

Website: Comprehensive information about the Company, its business and operations, Press Releases and investor information can be viewed at the Company's website at www.acilnet.com. The 'Investor Relations' section serves to inform the investors by providing key and timely information like financial results, annual reports, shareholding pattern, quarterly Corporate Governance report, presentations made to analysts, etc.

NSE Electronic Application Processing System (NEAPS) and BSE Online Portal: NSE has provided online platform NEAPS wherein the Company submits all the compliances/disclosures to the Exchange in the SEBI prescribed format. Similar filings are made with BSE on their online Portal viz. BSE Corporate Compliance & Listing Centre.

Extensible Business Reporting Language (XBRL): XBRL is a standardized and structured way of communicating business and financial data in an electronic form. XBRL provides a language containing various definitions (tags) which uniquely represent the contents of each piece of financial statements or other kinds of compliance and business reports. BSE and NSE provide XBRL based compliance reporting featuring identical and homogeneous compliance data structures between Stock Exchanges and Ministry of Corporate Affairs. The XBRL filings are done on the NEAPS portal as well as the BSE online portal.

Web-based Query Redressal System: Members also have the facility of raising their queries/complaints on share related matters through an option provided on the Company's website at www.acilnet.com

SEBI Complaints Redressal System (SCORES): A centralised web-based complaints redressal system which serves as a centralised database of all complaints received, enables uploading of Action Taken Reports by the concerned company and online viewing by the investors of actions taken on the complaint and its current status www.acilnet.com

Dedicated e-mail ID for communication with Investor Education and Protection Fund Authority: The Company has a dedicated e-mail id cs.corpoffice@acilnet.com or communication with the IEPF Authorities. Stakeholders are requested to send their IEPF claim documents at cs.corpoffice@acilnet.com.

Reminder to investors: Reminders to collect unclaimed dividend on shares or debenture redemption/interest are sent to the concerned shareholders and debenture holders.

For on behalf of the Board

Ahluwalia Contracts (India) Ltd

Sd/-

(Bikramjit Ahluwalia)

Managing Director

DIN: 00304947

Date: 14-08-2020

Place: New Delhi



Annexure - 1

DECLARATION REGARDING COMPLIANCE BY BOARD MEMBERS AND SENIOR MANAGEMENT PERSONNEL WITH THE COMPANY'S CODE OF CONDUCT

This is to confirm that the Company has adopted a Code of Conduct for its employees including the Managing Director and Executive Directors. In addition, the Company has adopted a Code of Conduct for its Non-Executive Directors and Independent Directors. These Codes are available on the Company's website i.e. www.acilnet.com

I confirm that the Company has in respect of the year ended 31st March, 2020, received from the Senior Management Team of the Company and the Members of the Board a declaration of compliance with the Code of Conduct as applicable to them.

For and on behalf of Board of Directors

Ahluwalia Contracts (India) Ltd

Sd/-

(Bikramjit Ahluwalia)

Chairman & Managing Director

DIN No. 00304947

Place: New Delhi

Dated: 14-08-2020

Report on Corporate Governance (Contd.)

Certificate in Pursuant to Regulation 17(8) of the SEBI (Listing Obligations and Disclosure Requirements) Regulations, 2015 as amended time to time for the year ended 31st March, 2020

The Board of Directors

Ahluwalia Contracts (India) Ltd

We the undersigned, in our respective capacities as Managing Director and Chief Financial Officer of Ahluwalia Contracts (India) Ltd to the best of our knowledge and belief certify that:

- a) We have reviewed the Audited Financial Results of Ahluwalia Contracts (India) Ltd. for the year ended 31st March, 2020 and that to the best of our knowledge and belief, we state that:
 - (i) these statements do not contain any materially untrue statement or omit any material fact or contain statements that might be misleading.
 - (ii) these statements together present a true and fair view of the Company's affairs and are in compliance with existing Accounting standards, applicable laws and regulations.
- b) To the best of our Knowledge and belief, no transactions entered into by the Company during the year ended 31st March, 2020 are fraudulent, illegal or violative of the Company's code of conduct.
- c) We accept responsibility for establishing and maintaining internal controls for financial reporting and we have evaluated the effectiveness of internal control systems of the Company pertaining to financial reporting. Deficiencies in the design or operation of such internal controls, if any, of which we are aware, have been disclosed to the auditors and Audit Committee and steps have been taken to rectify these deficiencies.
- d) We have indicated to the Auditors and the Audit Committee:
 - a. Significant changes in internal control over financial reporting during the year.
 - b. Significant changes in accounting policies made during the year and that the same have been disclosed in the notes to the financial statements; and
 - c. Instances of significant fraud of which we have become aware and the involvement therein, if any, of the management or an employee having a significant role in the Company's internal control system over financial reporting.

(Bikramjit Ahluwalia)
Managing Director
(CEO)

(Satbeer Singh)
Chief Financial Officer
(CFO)

Date: 30-06-2020



Report on Corporate Governance (Contd.)

CERTIFICATE OF NON-DISQUALIFICATION OF DIRECTORS

(Pursuant to regulation 34(3) and Schedule V Para C clause (10)(i) of SEBI (Listing obligation and Disclosure Requirement) Regulations, 2015)

To,
The Members of,
AHLUWALIA CONTRACTS (INDIA) LIMITED,
A-177, Okhla Industrial Area,
Phase-I New Delhi South Delhi
DL 110020 IN.

I have examined the relevant registers, records, forms, returns and disclosures received from the Directors of AHLUWALIA CONTRACTS (INDIA) Limited having CIN L45101DL1979PLC009654 and having registered office at A-177, Okhla Industrial Area, Phase-I, New Delhi South Delhi DL 110020 IN (hereinafter referred to as the Company), produced before me by the Company for the purpose of issuing the Certificate, in accordance with Regulation 34(3) read with Schedule V Para-C sub clause 10(i) of Security Exchange Board of India (Listing obligation and Disclosure Requirement) Regulations, 2015)

In my opinion and to the best of my information and according to the verifications (including Directors Identifications Number (DIN) status at the portal www.mca.gov.in) as considered necessary and explanations furnished to me by the Company & its Officers, I Hereby certify that none of the Directors on the Board of the Company as stated below for the Financial Year ending on 31st March, 2020 have been debarred or disqualified from being appointed or continuing as Directors of companies by the Security Exchange Board of India, Ministry of Corporate Affairs, or any such other Statutory Authority.

Sr. No.	Name of Director	DIN	Date of appointment in Company
1.	Mr. Bikramjit Ahluwalia	00304947	02/06/1979
2.	Mr. Shobhit Uppal	00305264	25/03/1994
3.	Mr. Vikas Ahluwalia	00305175	01/04/2018
4.	Mr. Sanjiv Sharma	08478247	01/08/2019
5.	Mr. Arun Kumar Gupta	00371289	28/08/2000
6.	Dr. Sushil Chandra	00502167	08/03/2010
7.	Dr. Mohinder Kaur Sahlot	01363530	30/03/2015
8.	Mr. Rajendra Prashad Gupta	02537985	24/07/2019

Ensuring the eligibility of for the appointment / continuity of every Director on the Board is the responsibility of the management of the Company. My responsibility is to express an opinion on these based on our verification. This certificate is neither an assurance as to the future viability of the Company nor of the efficiency or effectiveness with which the management has conducted the affairs of the Company.

For **Santosh Kumar Pradhan**
(Company Secretaries)

Santosh Kumar Pradhan
(Proprietor)

FCS No. 6973

C.P. No. 7647

UDIN: F006973B000577257

Place: Ghaziabad
Date: 13/08/2020

COMPLIANCE CERTIFICATE**CERTIFICATE ON COMPLIANCE WITH THE CONDITIONS OF CORPORATE GOVERNANCE**

The Members,

AHLUWALIA CONTRACTS (INDIA) LIMITED,

(CIN: L45101DL1979PLC009654)

A-177, Okhla Industrial Area,

Phase-I, New Delhi - 110020

We have reviewed the records concerning the Company's compliance of conditions of Corporate Governance as stipulated in Chapter IV of SEBI (Listing Obligations & Disclosure Requirements) Regulations, 2015 pursuant to the Uniform Listing Agreement of the said Company with the Stock Exchanges, for the year ended 31st March 2020.

The Compliance of conditions of corporate governance is the responsibility of the management. Our Examination was limited to procedures and implementation thereof, adopted by the Company ensuring the Compliance of the conditions of the corporate Governance as stipulated in said regulations. It is neither an audit nor an expression of opinion on the financial statements of the Company.

We have conducted our review on the basis of the relevant records and documents maintained by the Company and furnished to us for the review, and the information and explanations given to us by the Company.

Based on such a review, in our opinion, we certify that the Company has complied with the conditions of Corporate Governance as stipulated in Chapter IV of SEBI (Listing Obligations & Disclosure Requirements) Regulations, 2015 pursuant to the Uniform Listing Agreement of the said Company with the Stock Exchanges except for the composition of the Audit Committee for the period from 1st April, 2019 to 23rd July, 2019.

We further state that such compliance is neither an assurance as to the future viability of the Company nor as to the efficiency or effectiveness with which the management has conducted the affairs of the Company.

For **Santosh Kumar Pradhan**

(Company Secretaries)

Santosh Kumar Pradhan

(Proprietor)

FCS No. 6973

C.P. No. 7647

UDIN: F006973B000577257

Place: Ghaziabad

Date: 13/08/2020



Independent Auditor's Report

To The Members of
Ahluwalia Contracts (India) Limited

REPORT ON THE AUDIT OF STANDALONE FINANCIAL STATEMENTS

Opinion

We have audited the accompanying standalone financial Statements of Ahluwalia Contracts (India) Limited ('the Company'), which comprise the Balance Sheet as at March 31, 2020, the Statement of Profit and Loss (including other comprehensive income), the Statement of Cash Flow and the Statement of Changes in Equity for the year ended on that date, and a summary of the significant accounting policies and other explanatory information (hereinafter referred to as the standalone financial statements).

In our opinion and to the best of our information and according to the explanations given to us, the aforesaid standalone financial statements give the information required by the Companies Act, 2013 ("the Act") in the manner so required and give a true and fair view in conformity with the Companies (Indian Accounting Standards) Rules, 2015, as amended, ("IND AS") and other accounting principles generally accepted in India, of the state of affairs of the Company as at March 31, 2020, the profit and total comprehensive income, changes in equity and its cash flows for the year ended on that date.

Basis for Opinion

We conducted our audit in accordance with the Standards on Auditing (SAs) specified under section 143(10) of the Companies Act, 2013. Our responsibilities under those Standards are further described in the Auditor's Responsibilities for the Audit of the Financial Statements section of our report. We are independent of the Company in accordance with the Code of Ethics issued by the Institute of Chartered Accountants of India(ICAI) together with the ethical requirements that are relevant to our audit of the standalone financial statements under the provisions of the Companies Act, 2013 and the Rules thereunder, and we have fulfilled our other ethical responsibilities in accordance with these requirements and the ICAI's Code of Ethics. We believe that the audit evidence we have obtained is sufficient and appropriate to provide a basis for our opinion on the standalone financial statements.

Key Audit Matters

Key audit matters are those matters that, in our professional judgment, were of most significance in our audit of the standalone financial statements of the current period. These matters were addressed in the context of our audit of the standalone financial statements as a whole, and in forming our opinion thereon, and we do not provide a separate opinion on these matters. We have determined the matters described below to be the key audit matters to be communicated in our report.

S. No.	Key Audit Matters	Auditor's Response
1	<p>Revenue recognition for long term construction contracts:</p> <p>The Company's significant portion of business is undertaken through long term construction contracts. Revenue from these contracts is recognised over a period of time in accordance with the requirements of Ind AS 115, Revenue from Contracts with Customers. Due to the nature of the contracts, revenue recognition involves usage of percentage of completion method which is determined based on output method such as surveys of performance completed to date, appraisal of results achieved, milestones reached, units produced or units delivered which involves significant judgements, identification of contractual obligations and the Company's rights to receive payments for performance completed till date, changes in scope and consequential revised contract price and recognition of the liability for loss making contracts.(Note No. 2.3)</p>	<p>Our audit procedures include the following:</p> <ul style="list-style-type: none"> • Reading the Company's revenue recognition accounting policies and assessing compliance with the policies in terms of Ind AS 115. • We performed test of controls over revenue recognition with specific focus on determination of progress of completion and recording of costs incurred . • We performed tests of details, on a sample basis, and read the underlying customer contracts and its amendments, if any, key contract terms and milestones etc. for verifying estimation of contract revenue and cost and /or any change in such estimation. • We reviewed the management's evaluation process to recognize revenue over a period of time, status of completion for projects and total cost estimates. • We tested contracts with exceptions including contracts with low or negative margins, contracts with significant changes in planned cost estimates, contracts with significant contract assets and liabilities, and significant overdue net receivable positions for contracts and tested these exceptions with its correlation with the underlying contracts, documents for the triggers during the period. • We tested that the contractual positions and revenue for the year are presented and disclosed in compliance of Ind AS 115 in the Standalone Ind AS financial statements.

2.	Trade Receivables and contract assets	<p>Trade receivables and contract assets amounting to ₹5,97,26,46,245 and ₹2,94,83,16,837 respectively represent approximately 50.69 % of the total assets of the Company as at March 31, 2020. In assessing the recoverability of the aforesaid balance management's judgement involves consideration of aging status, evaluation of litigations and the likelihood of collection based on the terms of the contract. Management estimation is required in the measurement of work completed during the period for recognition of unbilled revenue. We considered this as key audit matter due to the materiality of the amounts and significant estimates and judgements as stated above.</p>	<p>Our Audit procedures amongst other included the following:</p> <ul style="list-style-type: none"> • We understood and tested on a sample basis the design and operating effectiveness of management control over the recognition and the recoverability of the trade receivables and contract assets. • We performed test of details and tested relevant contracts, documents and subsequent settlements for material trade receivable balances and amounts included in contract assets that are due on performance of future obligations. • We tested the aging of trade receivables at year end. • We performed test of details and tested relevant contracts and documents with specific focus on measurement of work completed during the period for material unbilled revenue balances included in contract asset. • We performed additional procedures, in respect of material over-due trade receivables and long outstanding contract assets, i.e. tested historical payment records and legal advice obtained by the management on litigations from legal experts. • We assessed the allowance for impairment made by management.
3	Disputed Indirect Tax and other Contingent Liabilities	<p>The Company is subject to assessments by tax authorities on various indirect tax matters resulting into litigations/disputes(refer note 40(i)(a) to the standalone Ind AS financial Statements). The tax matters involve significant amounts which are at various stages and the proceedings take significant time to resolve. Management exercises significant judgement in assessing the financial impact of tax matters due to the complexity of the cases and involvement of various tax authorities. Accordingly, we have identified this as a key matter.</p>	<p>Our audit procedures amongst others included the following:</p> <ul style="list-style-type: none"> • Obtained list of indirect tax litigations as at March 31, 2020 from management. • We analysed the completed assessments for pending cases of similar nature. • Discussed the matters with the management to understand the possible outcome of these disputes. • We have also considered legal precedence and other rulings in evaluating management position on these uncertain tax litigations. • Obtained experts opinion in major cases to review the management's assessment of the possible outcome of the disputes relating to indirect tax and other litigation. • Assessed contingent liability disclosure in note 40(i)(a) to the accompanying standalone Ind AS financial statements.
4	<p>Accounting for leases as discussed in note no. 2.11 of standalone financial statements, the Company has adopted Ind AS 116 Leases, in current financial year. The application on transition to this standard is complex and is in an area of focus in our audit. Ind AS 116 introduces a new lease accounting model, wherein lessees are required to recognise a right-of-use (ROU) asset and a lease liability arising from a lease on the balance sheet. The lease liabilities are initially measured by discounting future lease payments during the lease term as per the contract/ arrangement. Adoption of the standard involves significant judgements and estimates including, determination of the discount rates and the lease term. Additionally, the standard mandates detailed disclosures in respect of transition. Refer Note 2.11 and 45 of the financial statements. The determination of the fair value of investment property & impairment provision requires the use of estimates such as future cash flows from the assets(such as lettings, future revenue streams and the overall repair and condition of the property and property operating expenses) and discount rates applicable to those assets. The assessment of the recoverable amount requires significant judgment, in particular relating to estimated case flow projections and discount rate. Therefore, this is considered to be a key audit matter.</p>	<p>As part of our audit procedures we assessed the assumptions contained within the calculations including growth assumptions & discount rates. In addition, we have examined fair value certificate from independent valuer who holds relevant professional qualification and has relevant valuation experience to evaluate whether any change was required to the management position in assessing fair value of the investment property.</p> <ul style="list-style-type: none"> • Assessed the Company's evolution on the identification of leases based on the contractual agreements and our knowledge of the business; • Assessed to evaluate the reasonableness of the discount rates applied in determining the lease liabilities; • Upon transition as at 1 April 2019: <ul style="list-style-type: none"> • Evaluated the method or transition and related adjustments: Tested completeness of the lease data by reconciling the Company's lease commitments to data used in computing ROU assets and the lease liabilities. • On a sample basis , we performed the following procedures: Assessed the key terms and conditions of each lease with the underlying lease contracts, and Evaluated computation of lease liabilities and challenged the key estimates such as discount rates and the lease term. • Assessed and tested the presentation and disclosures relating to Ind AS 116 including, disclosures relating to transition. 	



Independent Auditor's Report (Contd.)

OTHER INFORMATION

The Company's Board of Directors is responsible for the other information. The other information comprises the information included in the Management Discussion and Analysis, Board's Report including Annexures to Board's Report, Business Responsibility Report, Corporate Governance and Shareholder's Information, but does not include the standalone financial statements and our auditor's report thereon. The above-mentioned report is expected to be made available to us after the date of this auditor's report.

Our opinion on the financial statements does not cover the other information and we will not express any form of assurance conclusion thereon.

In connection with our audit of the financial statements, our responsibility is to read the other information identified above when it becomes available and, in doing so, consider whether the other information is materially inconsistent with the financial statements or our knowledge obtained in the audit, or otherwise appears to be materially misstated.

When we read the Annual Report, if we conclude that there is a material misstatement therein, we are required to communicate the matter to those charged with governance.

Management's Responsibility for the Standalone Financial Statements

The Company's Board of Directors is responsible for the matters stated in Section 134(5) of the Companies Act, 2013 ('the Act') with respect to the preparation of these standalone financial statements to give a true and fair view of the financial position, financial performance (including other comprehensive income), cash flows and changes in equity of the Company in accordance with the accounting principles generally accepted in India, including the Indian Accounting Standards specified in the Companies (Indian Accounting Standards) Rules, 2015 (as amended) under Section 133 of the Act. This responsibility also includes maintenance of adequate accounting records in accordance with the provisions of the Act for safeguarding of the assets of the Company and for preventing and detecting frauds and other irregularities; selection and application of appropriate accounting policies; making judgments and estimates that are reasonable and prudent; and design, implementation and maintenance of adequate internal financial controls, that were operating effectively for ensuring the accuracy and completeness of the accounting records, relevant to the preparation and presentation of the standalone financial statements that give a true and fair view and are free from material misstatement, whether due to fraud or error.

In preparing the standalone financial statements, management is responsible for assessing the Company's ability to continue as a going concern, disclosing, as applicable, matters related to going concern and using the going concern basis of accounting unless management either intends to liquidate the Company or to cease operations, or has no realistic alternative but to do so.

The Board of Directors are responsible for overseeing the Company's financial reporting process.

Auditor's Responsibility for the Audit of the Standalone Financial Statements

Our objectives are to obtain reasonable assurance about whether the standalone financial statements as a whole are free from material misstatement, whether due to fraud or error, and to issue an auditor's report that includes our opinion. Reasonable assurance is a high level of assurance, but is not a guarantee that an audit conducted in accordance with SAs will always detect a material misstatement when it exists. Misstatements can arise from fraud or error and are considered material if, individually or in the aggregate, they could reasonably be expected to influence the economic decisions of users taken on the basis of these standalone financial statements.

As part of an audit in accordance with SAs, we exercise professional judgment and maintain professional skepticism throughout the audit. We also:

- Identify and assess the risks of material misstatement of the standalone financial statements, whether due to fraud or error, design and perform audit procedures responsive to those risks, and obtain audit evidence that is sufficient and appropriate to provide a basis for our opinion. The risk of not detecting a material misstatement resulting from fraud is higher than for one resulting from error, as fraud may involve collusion, forgery, intentional omissions, misrepresentations, or the override of internal control.
- Obtain an understanding of internal financial controls relevant to the audit in order to design audit procedures that are appropriate in the circumstances. Under section 143(3)(i) of the Act, we are also responsible for expressing our opinion on whether the Company has adequate internal financial controls system in place and the operating effectiveness of such controls.
- Evaluate the appropriateness of accounting policies used and the reasonableness of accounting estimates and related disclosures made by management.
- Conclude on the appropriateness of management's use of the going concern basis of accounting and, based on the audit evidence obtained, whether a material uncertainty exists related to events or conditions that may cast significant doubt on the Company's ability to continue as a going concern. If we conclude that a material uncertainty exists, we are required to draw attention in our auditor's report to the related disclosures in the standalone financial statements or, if such disclosures are inadequate, to modify our opinion. Our conclusions are based on the audit evidence obtained up to the date of our auditor's report. However, future events or conditions may cause the Company to cease to continue as a going concern.
- Evaluate the overall presentation, structure and content of the standalone financial statements, including the disclosures, and whether the standalone financial statements represent the underlying transactions and events in a manner that achieves fair presentation.

Materiality is the magnitude of misstatements in the standalone financial statements that, individually or in aggregate, makes it probable that the economic decisions of a reasonably knowledgeable user of the financial statements may be influenced. We consider quantitative materiality and qualitative factors in (i) planning the scope of our audit work and in evaluating the results of our work; and (ii) to evaluate the effect of any identified misstatements in the financial statements.

We communicate with those charged with governance regarding, among other matters, the planned scope and timing of the audit and significant audit findings, including any significant deficiencies in internal control that we identify during our audit.

We also provide those charged with governance with a statement that we have complied with relevant ethical requirements regarding independence, and to communicate with them all relationships and other matters that may reasonably be thought to bear on our independence, and where applicable, related safeguards.

From the matters communicated with those charged with governance, we determine those matters that were of most significance in the audit of the standalone financial statements of the current period and are therefore the key audit matters. We describe these matters in our auditor's report unless law or regulation precludes public disclosure about the matter or when, in extremely rare circumstances, we determine that a matter should not be communicated in our report because the adverse consequences of doing so would reasonably be expected to outweigh the public interest benefits of such communication.

Report on Other Legal and Regulatory Requirements

1. As required by Section 143(3) of the Act, based on our audit we report that:
 - a) We have sought and obtained all the information and explanations which to the best of our knowledge and belief were necessary for the purposes of our audit.
 - b) In our opinion, proper books of account as required by law have been kept by the Company so far as it appears from our examination of those books.
 - c) The Balance Sheet, the Statement of Profit and Loss including Other Comprehensive Income, Statement of Changes in Equity and the Statement of Cash Flow dealt with by this Report are in agreement with the relevant books of account.
 - d) In our opinion, the aforesaid standalone financial statements comply with the Ind AS specified under Section 133 of the Act, read with Rule 7 of the Companies (Accounts) Rules, 2014.
 - e) On the basis of the written representations received from the directors and taken on record by the Board of Directors, none of the directors is disqualified as on March 31, 2020 from being appointed as a director in terms of Section 164 (2) of the Act.

f) With respect to the adequacy of the internal financial controls over financial reporting of the Company and the operating effectiveness of such controls, refer to our separate Report in "Annexure A". Our report expresses an unmodified opinion on the adequacy and operating effectiveness of the Company's internal financial controls over financial reporting.

g) With respect to the other matters to be included in the Auditor's Report in accordance with the requirements of section 197(16) of the Act, as amended:

In our opinion and to the best of our information and according to the explanations given to us, the remuneration paid by the Company to its directors during the year is in accordance with the provisions of section 197 of the Act.

h) With respect to the other matters to be included in the Auditor's Report in accordance with Rule 11 of the Companies (Audit and Auditors) Rules, 2014, as amended in our opinion and to the best of our information and according to the explanations given to us:

- i. The Company has disclosed the impact of pending litigations on its financial position in its standalone financial statements-Refer Note-40(i)(a) to the standalone financial statement.
 - ii. The Company has made provision, as required under the applicable law or accounting standards, for material foreseeable losses, if any, on long-term contracts. The Company has no derivative contracts.
 - iii. There has been no delay in transferring amounts, required to be transferred, to the Investor Education and Protection Fund by the Company.
2. As required by the Companies (Auditor's Report) Order, 2016 ("the Order") issued by the Central Government in terms of Section 143(11) of the Act, we give in "Annexure B" a statement on the matters specified in paragraphs 3 and 4 of the Order.

For **Amod Agrawal & Associates**

Chartered Accountants

Firm Registration No.005780N

SMITA GUPTA

Partner

Place: New Delhi

Dated: 30-06-2020

Membership No.- 087061

UDIN: 20087061AAAAAB4187



Annexure-A to the Independent Auditor's Report

(Referred to in paragraph 1 (f) under "Report on Other Legal and Regulatory Requirements" section of our report to the Members of Ahluwalia Contracts (India) Limited of even date)

Report on the Internal Financial Controls Over Financial Reporting Under Clause (i) of Sub-section 3 of Section 143 of the Companies Act, 2013 ("the Act")

We have audited the internal financial controls over financial reporting of Ahluwalia Contracts (India) Limited ("the Company") as of March 31, 2020 in conjunction with our audit of the standalone financial statements of the Company for the year ended on that date.

Management's Responsibility for Internal Financial Controls

The Company's management is responsible for establishing and maintaining internal financial controls based on the internal control over financial reporting criteria established by the Company considering the essential components of internal control stated in the Guidance Note on Audit of Internal Financial Controls over Financial Reporting issued by the Institute of Chartered Accountants of India. These responsibilities include the design, implementation and maintenance of adequate internal financial controls that were operating effectively for ensuring the orderly and efficient conduct of its business, including adherence to the Company's policies, the safeguarding of its assets, the prevention and detection of frauds and errors, the accuracy and completeness of the accounting records, and the timely preparation of reliable financial information, as required under the Companies Act, 2013.

Auditors' Responsibility

Our responsibility is to express an opinion on the Company's internal financial controls over financial reporting based on our audit. We conducted our audit in accordance with the Guidance Note on Audit of Internal Financial Controls over Financial Reporting (the "Guidance Note") and the Standards on Auditing, issued by ICAI and deemed to be prescribed under section 143(10) of the Companies Act, 2013, to the extent applicable to an audit of internal financial controls, both applicable to an audit of Internal Financial Controls and, both issued by the Institute of Chartered Accountants of India. Those Standards and the Guidance Note require that we comply with ethical requirements and plan and perform the audit to obtain reasonable assurance about whether adequate internal financial controls over financial reporting was established and maintained and if such controls operated effectively in all material respects.

Our audit involves performing procedures to obtain audit evidence about the adequacy of the internal financial controls system over financial reporting and their operating effectiveness. Our audit of internal financial controls over financial reporting included obtaining an understanding of internal financial controls over financial reporting, assessing the risk that a material weakness exists, and testing and evaluating the design and operating effectiveness of internal control based on the assessed risk. The procedures selected depend on the auditor's judgement, including the assessment of the risks of material misstatement of the standalone financial statements, whether due to fraud or error.

We believe that the audit evidence we have obtained is sufficient and appropriate to provide a basis for our audit opinion on the Company's internal financial controls system over financial reporting.

Meaning of Internal Financial Controls Over Financial Reporting

A Company's internal financial control over financial reporting is a process designed to provide reasonable assurance regarding the reliability of financial reporting and the preparation of standalone financial statements for external purposes in accordance with generally accepted accounting principles. A Company's internal financial control over financial reporting includes those policies and procedures that (1) pertain to the maintenance of records that, in reasonable detail, accurately and fairly reflect the transactions and dispositions of the assets of the Company; (2) provide reasonable assurance that transactions are recorded as necessary to permit preparation of standalone financial statements in accordance with generally accepted accounting principles, and that receipts and expenditures of the Company are being made only in accordance with authorisations of management and directors of the Company; and (3) provide reasonable assurance regarding prevention or timely detection of unauthorised acquisition, use, or disposition of the Company's assets that could have a material effect on the standalone financial statements.

Inherent Limitations of Internal Financial Controls over Financial Reporting

Because of the inherent limitations of internal financial controls over financial reporting, including the possibility of collusion or improper management override of controls, material misstatements due to error or fraud may occur and not be detected. Also, projections of any evaluation of the internal financial controls over financial reporting to future periods are subject to the risk that the internal financial control over financial reporting may become inadequate because of changes in conditions, or that the degree of compliance with the policies or procedures may deteriorate.

Opinion

In our opinion, the Company has, in all material respects, an adequate internal financial controls system over financial reporting and such internal financial controls over financial reporting were operating effectively as at March 31, 2020, based on the internal control over financial reporting criteria established by the Company considering the essential components of internal control stated in the Guidance Note on Audit of Internal Financial Controls Over Financial Reporting issued by the Institute of Chartered Accountants of India.

For Amod Agrawal & Associates
Chartered Accountants
Firm Registration No.005780N

SMITA GUPTA
Partner

Place: New Delhi
Dated: 30-06-2020

Membership No.- 087061
UDIN: 20087061AAAAAB4187

Annexure-B to the Independent Auditor's Report

(Referred to in paragraph 2 under "Report on Other Legal and Regulatory Requirements" section of our report to the Members of Ahluwalia Contracts (India) Limited of even date)

- (i) (a) The Company is maintaining proper records showing full particulars, including quantitative details of fixed assets except for shuttering material & scaffolding. A separate record for movement of fixed assets showing situation is maintained. As the unit value of shuttering material and scaffoldings is very small and volumes are very large, it is not technically feasible to maintain unit records and movement of the same between various projects/sites.
- (b) There is a regular programme of verification of fixed assets which, in our opinion, is reasonable having regard to the size of the Company and the nature of its assets. In accordance with the said programme part of the fixed assets have been physically verified by the management during the year. As informed, no material discrepancies were noticed on such verification.
- (c) According to the information and explanations given to us and on the basis of our examination of the records of the Company, the title deeds of the immovable properties included in fixed assets are held in the name of the Company except given below:

LAND:

Total Number of cases	Whether leasehold/freehold	Gross Block (as at Balance Sheet date) (₹ in Lakhs)	Net Block (as at Balance Sheet date) (₹ in Lakhs)	Remarks, if any.
1	Leasehold - (Chattarpur, New Delhi)	13.60	13.60	Registration is pending as per Bye Laws prevailing thereon.

BUILDING (KOLKATA):

Total Number of cases	Gross Block (as at Balance Sheet date) (₹ in Lakhs)	Net Block (as at Balance Sheet date) (₹ in Lakhs)	Remarks, if any.
1	345.60	285.50	Registration is pending as per State Government Directives /Bye Laws prevailing thereon.

- (ii) In our opinion, the management has conducted physical verification of major items of inventory at reasonable intervals. No material discrepancies were noticed on physical verification of such stocks.
- (iii) The Company has not granted any loans, secured or unsecured, to companies, firms, Limited Liability Partnerships or other parties covered in the register maintained under section 189 of the Companies Act, 2013. Therefore, the provisions of clause 3(iii),(iii)(a),(iii)(b),(iii)(c) of the said order are not applicable to the Company.
- (iv) In our opinion and according to the information and explanations given to us, provisions of section 186 of the Companies Act 2013 in respect of investments made have been complied by the Company. There are no other loans, guarantees and securities granted in respect of which provisions of section 185 & 186 of the Companies Act, 2013 are applicable.
- (v) The Company has not accepted any deposits from the public within the meaning of Section 73 to 76 of the Act and the Companies (Acceptance of Deposits) Rules, 2014 (as amended). Accordingly, the provisions of clause 3(v) of the Order are not applicable.
- (vi) We have broadly reviewed the books of account maintained by the Company pursuant to the rules made by the Central Government for the maintenance of cost records under section 148(1) of the Companies Act, 2013, and are of the opinion that prima facie, the prescribed accounts and records have been made and maintained. However, we have not carried out detailed examination of such accounts and records with a view to determining whether they are accurate or complete.
- (vii) a) The Company has generally been regular in depositing undisputed statutory dues, including Provident Fund, Employees' State Insurance, Income Tax, Customs Duty, Cess and other material statutory dues applicable to it with the appropriate authorities except for Goods & Service Tax. There has been slight delays in Provident Fund, ESI, & Income Tax in few cases.
- b) There were no undisputed amounts payable in respect of Provident Fund, Employees' State Insurance, Income Tax, Goods and Service Tax, Customs Duty, Cess and other material statutory dues in arrears as at March 31, 2020 for a period of more than six months from the date they became payable.



Annexure-B to the Independent Auditor's Report (Contd.)

c) According to the records of the Company, the dues outstanding of sales-tax, income-tax, duty of custom , duty of excise , service tax, value added tax, goods & service tax and cess on account of any dispute, are as follows:

Name of the Statute	Nature of Dues	Amount (₹ in Lakhs)	Period to which the amount relates	Forum where dispute is pending
Central Excise Act, 1944	Demand for Excise Duty	27.10	Mar.11 to Nov.12	Commissioner (Appeal), Central Excise, Bangalore
Central Excise Act, 1944	Demand for Excise Duty	610.16	2011-12 to 2015-16	Commissioner (Appeal), Central Excise, Gr. Noida
Value Added Tax Act, Delhi	VAT Demand	69.88	2013-14	Asst. commissioner Delhi VAT
Value Added Tax Act, Delhi	VAT Demand	5.30	2014-15	Special Commissioner Delhi VAT
Value Added Tax Act, Delhi	VAT Demand	16.77	2015-16	Delhi, VAT
Value Added tax act, Haryana	VAT Demand	236.45	2014-15	Haryana VAT Tribunal, Chandigarh
Value Added Tax Act (Gujarat)	VAT Demand	21.63	2011-13	Dy Commissioner ,Vadodara
Value Added Tax Act, Maharashtra	VAT Demand	16.43	2005-06	Dy Commissioner (Audit) ,Mumbai
Commercial Taxes, Jharsuguda	VAT Demand	61.25	19.02.08 to 31.03.12	Additional Commissioner, sales tax, Orissa
Value Added Tax Act, UP	VAT Demand	66.20	2008-09	Add. Commissioner(Appeal)-IV, GZB
Value Added Tax Act, UP	VAT Demand	6.94	2005-06 & 2006-07	Appellate Tribunal, Ghaziabad
Value Added Tax Act, West Bengal	VAT Demand	3.01	1998-99	Appellate Tribunal, Kolkata
Value Added Tax Act, West Bengal	VAT Demand	1.54	1997-98	Settlement Commission, Kolkata
Value Added Tax Act, West Bengal	VAT Demand	45.19	2005-06 & 2006-07	Directorate of Commercial Tax /Sr. Jt. Commissioner, Kolkata
Value Added Tax Act, West Bengal	VAT Demand	102.31	2008-09	Appellate Revisional Board of West Bengal Commercial Tax, Kolkata
Value Added Tax Act, West Bengal	VAT Demand	106.47	2013-14	Appellate Revisional Board of West Bengal Commercial Tax, Kolkata
Value Added Tax Act, West Bengal	VAT Demand	86.44	2014-15	Appellate Revisional Board of West Bengal Commercial Tax, Kolkata
Value Added Tax Act, West Bengal	VAT Demand	5.94	2016-17	Additional Commissioner of sales tax
Value Added Tax Act, West Bengal	VAT Demand	3.00	2017-18	Additional Commissioner of sales tax
The Finance Act, 2004 and the Service Tax Rules	Service Tax Demand	210.83	2007-08 to 2011-12	Commissioner of Service Tax, Delhi
	Service Tax Demand	174.71	2007-08 to 2011-12	Commissioner of Service Tax, Delhi
	Service Tax Demand	765.06	2011-12	Commissioner of Service Tax, Delhi
	Service Tax Demand	13.22	2011-12	Applied for SABKA VISWAS SHCEME, 2019

Name of the Statute	Nature of Dues	Amount (₹ in Lakhs)	Period to which the amount relates	Forum where dispute is pending
	Service Tax Demand	1,298.42	2012-13	Commissioner of Service Tax, Delhi
	Service Tax Demand	36.49	2006-09	Asst. Commissioner, Jamnagar
	Service Tax Demand	2.51	Apr.07 to Feb.08	Asst. Commissioner, Jamnagar
	Service Tax Demand	6.20	Apr.07 to Feb.08	Asst. Commissioner, Jamnagar
	Service Tax Demand	870.41	2005-06 to 2008-09	Appellate Tribunal, Mumbai
	Service Tax Demand	573.60	2012-13	CESTAT, Mumbai
	Service Tax Demand	8.74	oct.10 to Nov.11	
	Adjudication Authority, Bhuvneshwar			
	Service Tax Demand	739.67	Apr.06 to Mar. 08	CESTAT, Chandigarh
	Service Tax Demand	45.95	Oct. 10 to Feb. 12	CESTAT, Allahabad
	Service Tax Demand	31.44	Mar.12 to Mar.13	Commissioner Appeal, Noida
	Service Tax Demand	103.48	Oct.05 to Jan.08	CESTAT,Kolkata
Employees Provident Fund & Miscellaneous Provision Act, 1952	Provident Fund Demand	5457.34	2006-07 to 20008-09	Employees Provident Fund Appellate Tribunal, New Delhi and High Court, New Delhi
Indian Stamp Act	Stamp Duty on Real Estate Project	57.42	1990-91	Allahabad High Court

- (viii) According to the records of the Company examined by us and the information and explanation given to us, the Company has not defaulted in repayment of dues to any financial institution and banks. The Company does not have any dues outstanding to debenture holders.
- (ix) Based on the audit procedures applied by us and according to the information & explanations provided by the management, the Company has not raised any moneys by further public offer (including debt instruments) during the year. Term loans taken by the Company during the year have been applied for the purpose for which the loans were obtained.
- (x) Based upon the audit procedures performed for the purpose of reporting the true and fair view of the financial statements and according to the information and explanations given by the management, we report that no fraud by the Company or no fraud/material fraud on the Company by the officers and employees of the Company has been noticed or reported during the year.
- (xi) According to the records of the Company examined by us and the information and explanation given to us, the Company has paid and provided managerial remuneration in accordance with the requisite approvals mandated by the provisions of section 197 read with Schedule V of the Companies Act, 2013.
- (xii) In our opinion & according to the information & explanations given to us, the Company is not a Nidhi Company. Accordingly, paragraph 3(xii) of the Order is not applicable.
- (xiii) According to the records of the Company examined by us and the information and explanation given to us, the Company has complied with section 177 and 188 of the Companies Act 2013 in relation to transaction with related parties and the details have been disclosed in the financial statements, as required by the applicable accounting standards.
- (xiv) According to the information and explanations give to us and based on our examination of the records of the Company, the Company has not made any preferential allotment or private placement of shares or fully or partly convertible debentures during the year.
- (xv) According to the information and explanations given to us and based on our examination of the records of the Company, the Company has not entered into non-cash transactions with directors or persons connected with him. Accordingly, paragraph 3(xv) of the order is not applicable.
- (xvi) The Company is not required to be registered under section 45-IA of the Reserve Bank of India Act, 1934.

For **Amod Agrawal & Associates**

Chartered Accountants

Firm Registration No.005780N

SMITA GUPTA

Partner

Membership No.- 087061

UDIN: 20087061AAAAAB4187

Place: New Delhi

Dated: 30-06-2020



Balance Sheet as at 31st March, 2020

(₹ in Lacs)

Particulars	Note No.	As at March 31, 2020	As at March 31, 2019
ASSETS			
Non-current assets			
(a) Property, plant and equipment	3	10,411.17	9,920.24
(b) Capital work-in-progress	3	20.74	43.57
(c) Right of Use Assets	4	331.50	-
(d) Investment property	5	11,236.52	8,602.47
(e) Other Intangible assets	6	98.88	95.95
(f) Financial assets			
(i) Investments	7	628.00	628.00
(ii) Loans	8	687.05	675.44
(iii) Trade Receivables	9	10,392.18	7,717.50
(iv) Other financial assets	10	2,464.41	1,301.64
(g) Deferred tax assets (net)	11	2,357.77	2,832.72
(h) Non-current tax assets (Net)	12	2,015.55	175.19
(i) Other non-current assets	13	6,801.63	3,493.64
Total Non-Current Assets		47,445.40	35,486.36
Current Assets			
(a) Inventories	14	22,080.11	14,811.10
(b) Financial Assets			
(i) Trade receivables	15	49,334.28	51,781.75
(ii) Cash and cash equivalents	16	16,498.68	13,758.19
(iii) Bank Balances Other than Cash & cash equivalents mentioned above	17	7,886.53	7,156.88
(iv) Loans	18	113.78	53.07
(v) Other financial assets	19	1,120.90	1,767.40
(c) Other current assets	20	31,521.05	23,818.14
Total Current Assets		1,28,555.33	1,13,146.53
Total Assets		1,76,000.73	1,48,632.89
EQUITY AND LIABILITIES			
Equity			
(a) Equity share capital	21	1,339.75	1,339.75
(b) Other Equity	22	79,063.32	72,499.76
Total Equity		80,403.07	73,839.51
Liabilities			
Non-Current Liabilities			
(a) Financial Liabilities			
(i) Borrowings	23	54.59	62.92
(ii) Lease Liabilities		4,186.04	-
(iii) Other financial liabilities	24	312.01	1,790.57
(b) Provisions	25	649.28	469.41
(c) Other non-current liabilities	26	6,801.27	4,473.79
Total Non-Current Liabilities		12,003.19	6,796.68
Current Liabilities			
(a) Financial Liabilities			
(i) Borrowings	27	4,650.28	6,023.79
(ii) Lease Liabilities		182.50	-
(iii) Trade payables	28		
- Total outstanding dues of Micro Enterprises and Small Enterprises		499.94	436.67
- Total outstanding dues of creditors other than Micro Enterprises and Small Enterprises		51,809.79	42,415.82
(iv) Other financial liabilities	29	4,270.09	3,687.31
(b) Other current liabilities	30	21,904.27	15,188.83
(c) Provisions	31	277.60	244.28
Total Current Liabilities		83,594.47	67,996.70
Total Equity and Liabilities		1,76,000.73	1,48,632.89

Summary of Significant Accounting Policies

2

The accompanying notes are an integral part of the financial statements.

As per our report of even date annexed

For and on behalf of the Board of Directors

For **AMOD AGRAWAL & ASSOCIATES**
ICAI Firm Registration No. 005780N
Chartered Accountants

BIKRAMJIT AHLUWALIA
Chairman & Managing Director (Chief Executive Officer)
DIN 00304947

SHOBHIT UPPAL
Dy. Managing Director
DIN 00305264

SMITA GUPTA
Partner
Membership No. 087061

VIPIN KUMAR TIWARI
G.M. (Corporate) & Company Secretary
ACS. 10837

SATBEER SINGH
Chief Financial Officer
PAN : ARLPS6573L

Place : New Delhi
Date : 30-06-2020

Statement of Profit and Loss for the Year Ended 31st March, 2020

(₹ in Lacs)

Particulars	Notes	For Year Ended 31-03-2020	For Year Ended 31-03-2019
INCOME			
Revenue from operations	32	1,88,492.69	1,75,471.44
Other Income	33	1,044.30	977.29
Total Income (A)		1,89,536.99	1,76,448.73
EXPENSES			
Cost of Material Consumed	34	90,467.66	80,065.85
Construction Expenses	35	59,908.88	54,936.58
Employee benefit expenses	36	15,431.84	14,328.07
Finance costs	37	3,499.77	1,922.40
Depreciation and Amortisation expense	38	3,187.15	2,755.79
Other expenses	39	7,382.72	4,492.93
Total Expenses (B)		1,79,878.02	1,58,501.62
PROFIT BEFORE EXCEPTIONAL ITEMS AND TAX (A-B)		9,658.97	17,947.11
Exceptional Items		-	-
PROFIT BEFORE TAX		9,658.97	17,947.11
Tax Expenses :			
Current Tax	11	2,862.26	6,924.47
Deferred Tax charge/(credit)	11	353.12	(715.29)
Profit After Tax		6,443.59	11,737.93
OTHER COMPREHENSIVE INCOME/(LOSS)			
A (i) Items to be reclassified to profit or loss		-	-
(ii) Income tax relating to items to be reclassified to profit or loss		-	-
B (i) Items not to be reclassified to profit or loss			
- Re-measurement of defined benefit plans		2.35	(281.49)
- Equity instruments through Other Comprehensive Income		-	-
(ii) Income tax relating to items not to be reclassified to profit or loss	11	(0.59)	98.36
Other Comprehensive Income (Net of Taxes)		1.76	(183.12)
TOTAL COMPREHENSIVE INCOME		6,445.35	11,554.81
Earning per equity share (Basic in ₹)		9.62	17.52
Earning per equity share (Diluted in ₹)		9.62	17.52
(Face Value ₹2/- each)			
Summary of Significant Accounting Policies	2		

The accompanying notes are an integral part of the financial statements.

As per our report of even date annexed

For **AMOD AGRAWAL & ASSOCIATES**
ICAI Firm Registration No. 005780N
Chartered Accountants

SMITA GUPTA
Partner
Membership No. 087061

Place : New Delhi
Date : 30-06-2020

For and on behalf of the Board of Directors

BIKRAMJIT AHLUWALIA
Chairman & Managing Director (Chief Executive Officer)
DIN 00304947

VIPIN KUMAR TIWARI
G.M. (Corporate) & Company Secretary
ACS. 10837

SHOBHIT UPPAL
Dy. Managing Director
DIN 00305264

SATBEER SINGH
Chief Financial Officer
PAN : ARLPS6573L



Statement of Cash Flow for the Year Ended 31st March, 2020

(₹ in Lacs)

	31.03.2020	31.03.2019
A. CASH FLOW FROM OPERATING ACTIVITIES		
Net Profit/(Loss) before Tax	9,658.97	17,947.11
Adjustment for :		
Depreciation & amortisation expense	3,187.15	2,755.79
Interest Income	(986.56)	(789.28)
Interest Expense	2,311.58	1,017.94
Interest on Income Tax	4.74	47.92
Doubtful advances/debts written off	4,231.70	1,339.74
Liabilities written back	(51.57)	(166.71)
(Gain) / Loss on Sale of Property, Plant and Equipment (net)	(6.17)	(17.37)
Operating Profit before working Capital Changes :	18,349.84	22,135.15
Movements in Working Capital :		
(Increase)/decrease in Trade Receivables	(4,360.15)	(9,258.66)
(Increase)/decrease in Inventories	(7,286.54)	(3,316.02)
Increase/(decrease) in Trade payables, Financial and Other liabilities and Provisions	19,429.29	9,362.53
(Increase)/decrease in Other financial assets and Other assets	(10,459.58)	(2,441.70)
Cash generated from Operations :	15,672.86	16,481.29
Direct Taxes Paid (Net of refunds)	(4,707.35)	(7,912.08)
Net Cash flow from/(used in) Operating Activities (A)	10,965.50	8,569.21
B. CASH FLOW FROM INVESTING ACTIVITIES		
Purchase of property, plant and equipment including capital work-in-progress	(3,675.18)	(2,980.87)
Movement in Fixed Deposits with Banks	(1,860.24)	(2,022.30)
Movement in Unpaid Dividend Account	-	0.37
Proceeds from sale of property, plant and equipment	50.39	51.51
Interest Received	896.17	690.19
Net Cash flow from/(used in) Investing Activities (B)	(4,588.87)	(4,261.10)
C. CASH FLOW FROM FINANCING ACTIVITIES		
Proceeds from/ (repayment of) Long term borrowings	0.32	(4.44)
Proceeds from/ (repayment of) Short term borrowings	(1,373.51)	3,135.21
Dividend paid	(200.96)	(200.96)
Dividend Distribution Tax paid	(41.31)	(41.31)
Payment of Lease Liabilities	(154.24)	-
Interest Paid	(1,866.44)	(978.56)
Net Cash flow from/(used) in Financing Activities (C)	(3,636.14)	1,909.94
Net Increase/(Decrease) in Cash & Cash Equivalents (A+B+C)	2,740.49	6,218.05
Cash & Cash equivalents at the beginning of the year	13,758.19	7,540.14
Cash & Cash equivalents at the end of the year	16,498.68	13,758.19
Components of Cash and Cash Equivalents		
Cash in Hand	63.19	48.25
Deposits with original maturity of less than 3 months	670.68	-
Balance with Scheduled Banks :		
Current Accounts	15,764.81	13,709.94
	16,498.68	13,758.19
Add:- Term Deposits pledged with Scheduled banks not considered as cash and cash equivalents (refer note 17)	10,034.27	8,174.03
Add :- Unpaid Dividend Accounts (refer note 17)	0.32	0.17
Less:- Fixed Deposits having remaining maturity period more than 12 months (refer note 10)	2,148.06	1,017.32
Cash and Bank Balances	24,385.21	20,915.07

The accompanying notes are an integral part of the financial statements.

As per our report of even date annexed

For **AMOD AGRAWAL & ASSOCIATES**
ICAI Firm Registration No. 005780N
Chartered Accountants

SMITA GUPTA
Partner
Membership No. 087061

Place : New Delhi
Date : 30-06-2020

For and on behalf of the Board of Directors

BIKRAMJIT AHLUWALIA
Chairman & Managing Director (Chief Executive Officer)
DIN 00304947

VIPIN KUMAR TIWARI
G.M. (Corporate) & Company Secretary
ACS. 10837

SHOBHIT UPPAL
Dy. Managing Director
DIN 00305264

SATBEER SINGH
Chief Financial Officer
PAN : ARLPS6573L

Statement of Changes in Equity for the Year Ended 31st March, 2020

A. EQUITY SHARE CAPITAL

Equity shares of ₹2/- each issued, subscribed and fully paid (refer note 21)	Number of shares	Amount (₹ in Lakhs)
As at 01.04.2018	6,69,87,560	1,339.75
Increase/(decrease) during the year	-	-
As at 31.03.2019	6,69,87,560	1,339.75
Increase/(decrease) during the year	-	-
As at 31.03.2020	6,69,87,560	1,339.75

B. OTHER EQUITY

For the Year Ended 31st March 2020 and Year Ended 31st March 2019

(₹ in Lacs)

	Reserves and Surplus			Items of Other Comprehensive Income	Total
	Securities Premium	General Reserve	Retained Earnings (Restated)	Equity Instruments through Other Comprehensive Income	
BALANCE AS AT 01.04.2018	5,061.00	3,272.97	52,547.20	22.35	60,903.52
Impact of Ind AS -115 (effective from 01.04.2018)			283.70		283.70
Balance as at 01.04.2018 (Restated)	5,061.00	3,272.97	52,830.91	22.35	61,187.22
Profit for the year ended	-	-	11,737.93	-	11,737.93
Less :- Cash Dividend (Final)			(200.96)		(200.96)
Less :- Dividend Distribution Tax			(41.31)		(41.31)
Other Comprehensive Income :					
Re-measurement of defined benefit plans (net of tax)			(183.12)		(183.12)
Total Comprehensive Income for the year	-	-	11,312.54	-	11,312.54
Balance as at 31.03.2019	5,061.00	3,272.97	64,143.44	22.35	72,499.76
Impact on account of adoption of Ind AS-116 (Refer note 45)			360.49		360.49
Restated Balance as at 01.04.2019	5,061.00	3,272.97	64,503.93	22.35	72,860.25
Profit for the year ended	-	-	6,443.59	-	6,443.59
Less :- Cash Dividend (Final)			(200.96)		(200.96)
Less :- Dividend Distribution Tax			(41.31)		(41.31)
Other Comprehensive Income :					
Re-measurement of defined benefit plans (net of tax)	-	-	1.76	-	1.76
Total Comprehensive Income for the year	-	-	6,203.07	-	6,203.07
Balance as at 31.03.2020	5,061.00	3,272.97	70,707.00	22.35	79,063.32

i) Refer note No. 22 for nature and purpose of reserves

Summary of Significant Accounting Policies

2

The accompanying notes are an integral part of the financial statements.

As per our report of even date annexed

For **AMOD AGRAWAL & ASSOCIATES**
ICAI Firm Registration No. 005780N
Chartered Accountants

SMITA GUPTA
Partner
Membership No. 087061

Place : New Delhi
Date : 30-06-2020

For and on behalf of the Board of Directors

BIKRAMJIT AHLUWALIA
Chairman & Managing Director (Chief Executive Officer)
DIN 00304947

VIPIN KUMAR TIWARI
G.M. (Corporate) & Company Secretary
ACS. 10837

SHOBHIT UPPAL
Dy. Managing Director
DIN 00305264

SATBEER SINGH
Chief Financial Officer
PAN : ARLPS6573L



Notes to the financial statements for the year ended 31st March, 2020

1. CORPORATE INFORMATION

Ahluwalia Contracts (India) Limited (hereinafter referred to as “the Company”) is a Public Ltd. Company domiciled in India, having its registered office located at A-177, Okhla Industrial Area, Phase-I, New Delhi-110020, India and incorporated under the provisions of the Companies Act, 1956. The Company is primarily engaged in the business of civil construction activities. The Company has also diversified into developing and operating commercial complex under license arrangement and is also engaged in the real estate trading business. The Company has its primary listings on BSE Limited, National Stock Exchange of India Limited (NSE) and Calcutta Stock Exchange Ltd.

These financial statements were authorised by Board of Directors for issuing accordance with a resolution passed on 30th June, 2020.

2. SIGNIFICANT ACCOUNTING POLICIES

The significant accounting policies applied by the Company in the preparation of its financial statements are listed below. Such accounting policies have been applied consistently to all the periods presented in these financial statements.

2.1 Basis of preparation

a) Statement of compliance with Ind AS:

These financial statements are prepared in accordance with the Indian Accounting Standards (hereinafter referred to as the ‘Ind AS’) under the historical cost convention on the accrual basis except for certain financial instruments which are measured at fair values, the provisions of the Companies Act 2013 (“The Act”) and guidelines issued by the Securities and Exchange Board of India (SEBI). The Ind AS are prescribed under section 133 of the Companies Act, 2013 read with rule 3 of the Companies (Indian Accounting Standards) Rules, 2015 as amended and other relevant provisions of the Act.

b) Basis of measurement

These financial statements are prepared under the historical cost convention except for the following material items those have been measured at fair value as required by relevant Ind AS :

- certain financial assets and liabilities that are measured at fair value;
- defined benefit plans - plan assets measured at fair value;

Also, the fair values of financial instruments measured at amortised cost are required to be disclosed in the said financial statements.

Historical cost is generally based on the fair value of the consideration given in exchange for assets.

Fair value measurement:

Fair value is the price that would be received on sale of an asset or paid to transfer a liability in an orderly transaction between market participants at the measurement date (that is, an exit price). It is a market-based measurement, not an entity-specific measurement. The fair value measurement is based on the presumption that the transaction to sell the asset or transfer the liability takes place either:

- In the principal market for the asset or liability, or
- In the absence of a principal market, in the most advantageous market for the asset or liability

The principal or the most advantageous market must be accessible by the Company. The fair value of an asset or a liability is measured using the assumptions that market participants would use when pricing the asset or liability, assuming that market participants act in their economic best interest.

A fair value measurement of a non-financial asset takes into account a market participant's ability to generate economic benefits by using the asset in its highest and best use or by selling it to another market participant that would use the asset in its highest and best use.

The Company uses valuation techniques that are appropriate in the circumstances and for which sufficient data is available to measure fair value, maximising the use of relevant observable inputs and minimising the use of unobservable inputs.

Where required/appropriate, external valuers are involved.

All financial assets and liabilities for which fair value is measured or disclosed in the financial statements are categorised within the fair value hierarchy established by Ind AS-113, that categorises into three levels, the inputs to valuation techniques used to measure fair value. These are based on the degree to which the inputs to the fair value measurements are observable and the significance of the inputs to the fair value measurement in its entirety:

Level 1 inputs are quoted prices (unadjusted) in active markets for identical assets or liabilities that the entity can access at the measurement date.

Level 2 inputs are inputs other than quoted prices included within Level 1 that are observable for the asset or liability, either directly(i.e. as prices) or indirectly(i.e. derived from prices).

Level 3 inputs are unobservable inputs for the asset or liability.

The fair value hierarchy gives the highest priority to quoted prices (unadjusted) in active markets for identical assets or liabilities (Level 1 inputs) and the lowest priority to unobservable inputs (Level 3 inputs).

For financial assets and liabilities maturing within one year from the Balance Sheet date and which are not carried at fair value, the carrying amount approximates fair value due to the short maturity of these instruments.

The Company recognises transfers between levels of fair value hierarchy at the end of reporting period during which change has occurred.

c) Current non-current classification:

The Company presents assets and liabilities in the balance sheet based on current/ non-current classification. An asset is treated as current when it is:

- Expected to be realised or intended to be sold or consumed in normal operating cycle
- Held primarily for the purpose of trading
- Expected to be realised within twelve months after the reporting period, or
- Cash or cash equivalent unless restricted from being exchanged or used to settle a liability for at least twelvemonths after the reporting period

All other assets are classified as non-current.

A liability is current when:

- It is expected to be settled in normal operating cycle

Notes to the financial statements for the year ended 31st March, 2020 (Contd.)

- It is held primarily for the purpose of trading
- It is due to be settled within twelve months after the reporting period, or
- There is no unconditional right to defer the settlement of the liability for at least twelve months after the reporting period

The Company classifies all other liabilities as non-current. Deferred tax assets and liabilities are classified as non-current assets and liabilities.

Operating cycle for the business activities of the Group covers the duration of the specific project/contract/product line/service including the defect liability period, wherever applicable and extends up to the realisation of receivables (including retention monies) within the agreed credit period normally applicable to the respective projects/lines of business.

d) Functional and presentation currency

Items included in the financial statements of the Company are measured using the currency of the primary economic environment in which the Company operates (i.e. the "functional currency"). The financial statements are presented in Indian Rupee, the national currency of India, which is the functional currency of the Company.

e) Rounding of amounts:

All amounts disclosed in the financial statements and notes are in Indian Rupees in Lakhs rounded off to two decimal places as permitted by Schedule III to the Companies Act, 2013, unless otherwise stated.

2.2 Use of estimates

The preparation of financial statements in conformity with the recognition and measurement principles of the Ind AS requires management to make judgements, estimates and assumptions that affect the application of the accounting policies and the reported amounts of assets and liabilities, the disclosure of contingent assets and liabilities at the date of the financial statements, and the reported amounts of revenues, expenses and the results of operations during the reporting period. Actual results could differ from those estimates. The estimates and underlying assumptions are reviewed on an ongoing basis. Such estimates & assumptions are based on management evaluation of relevant facts & circumstances as on date of financial statements. Revisions to accounting estimates are recognised in the period in which the estimate is revised if the revision affects only that period; they are recognised in the period of the revision and future periods if the revision affects both current and future periods.

2.3 Revenue recognition

Revenue from construction/project related activity is recognised as follows:

Revenue from contracts with customers is recognised when control of the goods or services are transferred to the customer at an amount that reflects the consideration to which the Company expects to be entitled in exchange for those goods or services.

A single performance obligation is identified in the construction projects that the Company engages in, owing to the high degree of integration and customisation of the various goods and services to provide a combined output which is transferred to the customer over time and not at a specific point in time since the entity's performance creates or enhances as asset that the customer controls as the asset is created or enhanced.

With respect to the method for recognising revenue over time (i.e. the method for measuring progress towards complete satisfaction of a performance obligation), the Company has established certain criteria that are applied consistently for similar performance obligations. In this regard, the method chosen by the Company to measure the value of goods or services for which control is transferred to the customer over time is the output method based on surveys of performance completed to date (or measured unit of work), according to which revenue is recognised corresponding to the units of work performed and on the basis of the price allocated thereto. In cases where the work performed till the reporting date has not reached the milestone specified in the contract, the Company recognises revenue only to the extent that it is highly probable that the customer will acknowledge the same. This method is applied as the progress of the work performed can be measured during its performance on the basis of the contract. Under this method, on a regular basis, the work completed under each contract is measured and the corresponding output is recognised as revenue.

Contract modifications are accounted for when additions, deletions or changes are approved either to the scope or price or both. Goods/services added that are not distinct are accounted for on a cumulative catch up basis. Goods / services that are distinct are accounted for prospectively as a separate contract, if the additional goods/services are priced at the standalone selling price else as a termination of the existing contract and creation of a new contract. In cases where the additional work has been approved but the corresponding change in price has not been determined, the recognition of revenue is made for an amount with respect to which it is highly probable that a significant reversal will not occur.

If the consideration promised in a contract includes a variable amount, this amount is recognised only to the extent that it is highly probable that a significant reversal in the amount recognised will not occur.

In some circumstances (for example, in the early stages of a contract), an entity may not be able to reasonably measure the outcome of a performance obligation, but the entity expects to recover the costs incurred in satisfying the performance obligation. In those circumstances, the entity recognise revenue only to the extent of the costs incurred until such time that it can reasonably measure the outcome of the performance obligation.

Contract costs

Costs related to work performed in projects are recognised on an accrual basis. Costs incurred in connection with the work performed are recognised as an expense.

Provision for future losses

Provision for future losses are recognised as soon as it becomes evident that the total costs expected to be incurred in a contract exceed the total expected revenue from that contract.

Contract balances

i) Contract assets

A contract asset is recognised for amount of work done but pending billing/acknowledgement by customer or amounts billed but payment is due on completion of future performance obligation, since it is conditionally receivable. The provision for Expected Credit Loss on contract assets is made on the same basis as financial assets as stated in **note No. 2.7**.



Notes to the financial statements for the year ended 31st March, 2020 (Contd.)

ii) Trade receivables

A receivable represents the Company's right to an amount of consideration that is unconditional (i.e., only the passage of time is required before payment of the consideration is due). Refer to accounting policies of financial assets in section Financial instruments – Initial recognition and subsequent measurement.

iii) Contract liabilities

A contract liability is the obligation to transfer goods or services to a customer for which the Company has received advance payments from the customer. If a customer pays consideration before the Company transfers goods or services to the customer, a contract liability is recognised when the consideration received.

Revenue (other than sale)

Revenue (other than sale) is recognised to the extent that it is probable that the economic benefits will flow to the Company and the revenue can be reliably measured.

Claim on insurance companies and others, where quantum of accrual cannot be ascertained with reasonable certainty, are accounted for on acceptance basis.

Claim on clients: Claims are accounted as income in the period of receipt of arbitration award or acceptance by client or evidence of acceptance received. Interest awarded, being in the nature of additional compensation under the terms of the contract, is accounted as other operating revenue on receipt of favourable arbitration award.

Rental Income :

Rental Income from investment property is recognised in statement of profit and loss on straight-line basis over the term of the lease.

Interest Income

Interest income from financial assets is recognised when it is probable that the economic benefits will flow to the Company and the amount of income can be measured reliably. Interest income is accrued on a time basis by reference to the principal outstanding and at the effective interest rate (EIR) applicable, which is the rate that exactly discounts estimated future cash receipts through the expected life of the financial asset to that asset's net carrying amount on initial recognition.

Dividend

Dividend income is recognised when the Company's right to receive dividend is established by the reporting date, which is generally when shareholders approve the dividend.

2.4 Property, plant and equipment (PPE)

Property, plant and equipment is stated at acquisition cost net of accumulated depreciation and accumulated impairment losses, if any. Subsequent costs are included in the asset's carrying amount or recognised as a separate asset, as appropriate, only when it is probable that future economic benefits associated with the item will flow to the Company and the cost of the item can be measured reliably. All other repairs and maintenance are charged to the Statement of Profit and Loss during the period in which they are incurred.

Cost of an item of property, plant and equipment comprises:

- its purchase price, including import duties and non – refundable purchase taxes (net of duty/ tax credit availed), after deducting trade discounts and rebates.
- any costs directly attributable to bringing the asset to the location and condition necessary for it to be capable of operating in the manner intended by management.

- borrowing cost directly attributable to the qualifying asset in accordance with accounting policy on borrowing cost.

- the costs of dismantling, removing the item and restoring the site on which it is located.

PPE in the course of construction for production, supply or administrative purposes are carried at cost, less any recognised impairment loss. Cost includes direct costs, related pre-operational expenses and for qualifying assets applicable borrowing costs to be capitalised in accordance with the Company's accounting policy. Administrative, general overheads and other indirect expenditure (including borrowing costs) incurred during the project period which are not directly related to the project nor are incidental thereto, are expensed.

Property, plant and equipment which are not ready for intended use as on the date of Balance Sheet are disclosed as "Capital work-in-progress". They are classified to the appropriate categories of property, plant and equipment when completed and ready for intended use. Depreciation of these assets, on the same basis as other items of PPE, commences when the assets are ready for their intended use.

Capital work-in-progress are carried at cost, comprising direct cost, related incidental expenses and attributable borrowing cost, less impairment losses if any.

An item of property, plant and equipment is derecognised upon disposal or when no future economic benefits are expected to arise from the continued use of asset. Any gain or loss arising on the disposal or retirement of an item of property, plant and equipment is determined as the difference between the sales proceeds and the carrying amount of the asset and is recognised in the Statement of Profit and Loss.

When significant parts of an item of property, plant and equipment have materially different useful lives, they are accounted for as separate items (major components) of property, plant and equipment. Such items, if any, are depreciated separately.

Machinery spares which meets the criteria of PPE is capitalised and depreciated over the useful life of the respective asset.

Deemed cost on transition to Ind AS:

Under the Previous GAAP, all property, plant and equipment were carried at in the Balance Sheet on basis of historical cost.

Depreciation:

Depreciation on fixed assets (other than freehold land and capital work in progress) is provided on the straight line method, based on their respective estimate of useful lives, as given below. Estimated useful lives of assets are determined based on internal assessment estimated by the management of the Company and supported by technical advice wherever so required. The management believes that useful lives currently used, which is as prescribed under Schedule II to the Companies Act, 2013, fairly reflect its estimate of the useful lives and residual values of fixed assets (considered at 5% of the original cost), though these lives in certain cases are different from lives prescribed under Schedule II.

Type of assets	Useful life in years
Buildings	
Non Factory Building	60 years
Plant and Machinery *	4 - 15years
Furniture and Fixtures	10 years
Office Equipment	5 years
Vehicles	8 - 10 years

Notes to the financial statements for the year ended 31st March, 2020 (Contd.)

Type of assets	Useful life in years
Computers	3 years

*In respect of these assets, the management estimate of useful lives, based on technical assessment is different than the useful lives prescribed under Part C of Schedule II to the Companies Act, 2013. However, based on internal technical evaluation and external advice received, the management believes that the useful lives as considered for arriving at the depreciation rates, best represent the period over which management expect to use these assets.

Assets individually costing ₹ 5,000 or less are fully depreciated in the year of acquisition.

Depreciation of an asset begins when it is available for use, i.e., when it is in the location and condition necessary for it to be capable of operating in the manner intended by management. Depreciation of an asset ceases at the earlier of the date that the asset is retired from active use and is held for disposal and the date that the asset is derecognised.

Depreciation methods, useful lives and residual values are reviewed periodically including at the end of each financial year. Any changes in depreciation method, useful lives and residual values are treated as a change in accounting estimate and applied/adjusted prospectively, if appropriate.

2.5 Intangible assets

Identifiable intangible assets are recognised when the Company controls the asset, it is probable that future economic benefits attributed to the asset will flow to the Company and the cost of the asset can be reliably measured.

At initial recognition, the separately acquired intangible assets with finite useful lives are recognised at cost of acquisition. Following initial recognition, the intangible assets are carried at cost less any accumulated amortisation and accumulated impairment losses, if any.

Intangible assets not ready for the intended use on the date of the balance sheet are disclosed as 'intangible assets under development'.

An intangible asset should be derecognised (eliminated from the balance sheet) on disposal or when no future economic benefits are expected from its use and subsequent disposal.

Gains or losses arising from the retirement or disposal of an intangible asset should be determined as the difference between the net disposal proceeds and the carrying amount of the asset and should be recognised as income or expense in the statement of profit and loss.

Deemed cost on transition to Ind AS:

Under the Previous GAAP, all Intangible assets were carried at in the Balance Sheet on basis of historical cost. The Company has elected to continue with the carrying value of all of its intangible assets recognised as of 1st April, 2016 (the transition date) measured as per the previous GAAP and use such carrying value as its deemed cost as of the transition date.

Amortisation:

Intangible assets are amortised on a straight line basis over the estimated useful lives of respective assets from the date when the asset are available for use, on pro-rata basis. Estimated useful lives by major class of finite-life intangible assets are as follows:

Type of assets	Useful life in years
Computer software, license fees	5 years

The amortisation period and the amortisation method for finite-life intangible assets is reviewed at each financial year end. Changes in the expected useful life or the expected pattern of consumption of future economic benefits embodied in the asset are considered to modify the amortisation period or method, as appropriate, and are treated as changes in accounting estimates and adjusted prospectively.

2.6 Investment properties

Properties including those under construction (land or a building-or part of a building-or both) held (by the owner or by the lessee under a finance lease) to earn rentals or for capital appreciation or both, rather than for: (a) use in the production or supply of goods or services or for administrative purposes; or (b) sale in the ordinary course of business; are classified as investment property.

Investment properties are measured initially at cost, including transaction costs. Subsequent to initial recognition, investment properties are stated at cost less accumulated depreciation and accumulated impairment loss, if any.

The Company has developed a building (being Bus Terminal and Depot and Commercial Complex at Kota) for Rajasthan State Road Transport Corporation (RSRTC) under an "Agreement to develop"/ License Agreement on the land belonging to RSRTC under finance lease arrangement. The expenditure (construction cost) incurred has been shown in Balance Sheet under the main head "Investment Property" and sub-head Right of Use Assets (Building) meeting the definition of Investment Property as defined in Ind As 40. The Company has a right to sub-lease Right of Use Asset (Commercial Complex). The primary lease period of Commercial complex is 30 years which can be extended for a further period of 10 years at the option of the Company from the date of completion of the project. Thereafter, the Commercial Complex will be handed over to RSRTC. The Management expects to use the said property in primary period of lease of 30 years.

Depreciation is recognised using straight line method so as to write off the cost of the investment property less their residual values over their estimated useful lives.

The Company depreciates building held as investment property over the period of 30 years having zero residual value.

Estimated useful life of the asset and residual value thereof is determined based on internal assessment estimated by the management of the Company and supported by technical advice wherever so required. Based on such assessment and advice, the management believes that useful life and residual value currently used is different from the useful life and residual value prescribed in Schedule II to the Companies Act, 2013. However, based on internal technical evaluation and external advice received, the management believes that the estimated useful life and residual value is realistic and reflect fair approximation of the period over which the asset is likely to be used.

Depreciation method is reviewed at each financial year end to reflect the expected pattern of consumption of the future benefits embodied in the investment property. The estimated useful life and residual values are also reviewed at each financial year end and the effect of any change in the estimates of useful life/residual value is accounted on prospective basis. Freehold land and properties under construction are not depreciated.

Though the Company measures investment property using



Notes to the financial statements for the year ended 31st March, 2020 (Contd.)

cost-based measurement, the fair value of investment property is disclosed in the notes. Fair values are determined based on an annual evaluation performed by an accredited external independent valuer.

An investment property is derecognised upon disposal or when the investment property is permanently withdrawn from use/ expiry of lease term and no future economic benefits are expected from the disposal. Any gain or loss arising on derecognition of property is recognised in the Statement of Profit and Loss in the same period.

On transition to Ind AS, the Company has opted to continue with the carrying values measured under the previous GAAP as at 1st April 2016 of its investment properties and used that carrying value as the deemed cost of the investment properties on the date of transition i.e. 1st April, 2016.

2.7 Financial instruments

Financial Assets:

Initial recognition and measurement:

Financial assets are recognised when the Company becomes a party to the contractual provisions of the instrument.

On initial recognition, a financial asset is recognised at fair value, except for trade receivables which are initially measured at transaction price. In case of financial assets which are recognised at fair value through profit and loss (FVTPL), its transaction costs are recognised in the statement of profit and loss. In other cases, the transaction costs are added to or deducted from the fair value of the financial assets.

Financial assets are subsequently classified as measured at

- amortised cost (if it is held within a business model whose objective is to hold the asset in order to collect contractual cash flows and the contractual terms of the financial asset give rise on specified dates to cash flows that are solely payments of principal and interest on the principal amount outstanding)
- fair value through profit and loss (FVTPL)
- fair value through other comprehensive income (FVOCI).

Equity Instruments:

Investment in subsidiaries are measured at cost less impairment losses, if any.

All investments in equity instruments in scope of Ind AS 109 classified under financial assets are initially measured at fair value.

If the equity investment is not held for trading, the Company may, on initial recognition, irrevocably elect to measure the same either at FVOCI or FVTPL. The Company makes such election on an instrument-by-instrument basis. Equity Instruments which are held for trading are classified as measured at FVTPL.

Fair value changes on an equity instrument is recognised as other income in the Statement of Profit and Loss unless the Company has elected to measure such instrument at FVOCI. Fair value changes excluding dividends, on an equity instrument measured at FVOCI are recognised in OCI. Amounts recognised in OCI are not subsequently reclassified to the Statement of Profit and Loss. Dividend income on the investments inequity instruments are recognised as 'other income' in the Statement of Profit and Loss.

Derecognition:

The Company derecognises a financial asset when the contractual rights to the cash flows from the financial asset expire, or it transfers the contractual rights to receive the cash

flows from the asset.

Impairment of Financial Asset:

In accordance with Ind AS 109, the Company applies the expected credit loss ("ECL") model for measurement and recognition of impairment loss on financial assets and credit risk exposures. The Company follows 'simplified approach' for recognition of impairment loss allowance on trade receivables or contract revenue receivables. Simplified approach does not require the Company to track changes in credit risk. Rather, it recognises impairment loss allowance based on lifetime ECL at each reporting date, right from its initial recognition. This involves use of provision matrix constructed on the basis of historical credit loss experience and adjusted for forward looking information. The expected credit loss allowance is based on the ageing of the receivables that are due and the rates used in the provision matrix.

For recognition of impairment loss on other financial assets and risk exposure, the Company determines that whether there has been a significant increase in the credit risk since initial recognition. If credit risk has not increased significantly, 12-month ECL is used to provide for impairment loss. However, if credit risk has increased significantly, lifetime ECL is used. If, in a subsequent period, credit quality of the instrument improves such that there is no longer a significant increase in credit risk since initial recognition, then the entity reverts to recognising impairment loss allowance based on 12-month ECL.

ECL is the difference between all contractual cash flows that are due to the group in accordance with the contract and all the cash flows that the entity expects to receive (i.e., all cash shortfalls), discounted at the original EIR. Lifetime ECL are the expected credit losses resulting from all possible default events over the expected life of a financial instrument. The 12-month ECL is a portion of the lifetime ECL which results from default events that are possible within 12 months after the reporting date.

The Company measures the expected credit loss associated with its assets based on historical trend, industry practices and the business environment in which the entity operates or any other appropriate basis. The impairment methodology applied depends on whether there has been a significant increase in credit risk.

ECL impairment loss allowance (or reversal) recognised during the period is recognised as income/ expense in the Statement of Profit and Loss.

Financial Liabilities and equity instruments:

Classification as debt or equity

Debt and equity instruments issued by the Company are classified as either financial liabilities or as equity in accordance with the substance of the contractual arrangements and the definitions of a financial liability and an equity instrument.

Equity instruments

An equity instrument is any contract that evidences a residual interest in the assets of an entity after deducting all of its liabilities. Equity instruments issued by a company entity are recognised at the proceeds received, net of direct issue costs.

Financial liabilities

Initial recognition and measurement:

Financial liabilities are recognised when the Company becomes a party to the contractual provisions of the instrument.

Notes to the financial statements for the year ended 31st March, 2020 (Contd.)

Financial liabilities are classified, at initial recognition, as financial liabilities at fair value through profit or loss, loans and borrowings, payables, or as derivatives designated as hedging instruments in an effective hedge, as appropriate. All financial liabilities are recognised initially at fair value and, in the case of loans and borrowings and payables, net of directly attributable transaction costs.

The fair value of a financial instrument at initial recognition is normally the transaction price. If the Company determines that the fair value at initial recognition differs from the transaction price, difference between the fair value at initial recognition and the transaction price shall be recognised as gain or loss unless it qualifies for recognition as an asset or liability.

In accordance with Ind AS 113, the fair value of a financial liability with a demand feature is not less than the amount payable on demand, discounted from the first date that the amount could be required to be paid.

The Company's financial liabilities include trade and other payables and loans and borrowings including bank overdrafts. Subsequent measurement

The measurement of financial liabilities depends on their classification, as described below:

Loans and borrowings

After initial recognition, interest-bearing loans and borrowings are subsequently measured at amortised cost using the EIR method. Gains and losses are recognised in profit or loss when the liabilities are derecognised as well as through the EIR amortisation process.

Amortised cost is calculated by taking into account any discount or premium on acquisition and fees or costs that are an integral part of the EIR. The EIR amortisation is included as finance costs in the statement of profit and loss, unless and to the extent capitalised as part of costs of an asset.

The effective interest method is a method of calculating the amortised cost of a financial liability and of allocating interest expense over the relevant period. The effective interest rate is the rate that exactly discounts estimated future cash payments (including all fees and points paid or received that form an integral part of the effective interest rate, transaction costs and other premiums or discounts) through the expected life of the financial liability, or (where appropriate) a shorter period, to the net carrying amount on initial recognition.

Trade and other payables

For trade and other payables maturing within one year from the balance sheet date, the carrying amounts approximate fair value due to the short maturity of these instruments.

Derecognition

A financial liability is derecognised when the obligation under the liability is discharged or cancelled or expires. When an existing financial liability is replaced by another from the same lender on substantially different terms, or the terms of an existing liability are substantially modified, such an exchange or modification is treated as the derecognition of the original liability and the recognition of a new liability. The difference in the respective carrying amounts is recognised in the statement of profit or loss.

Off setting of Financial Instruments

Financial assets and financial liabilities are offset and the net amount is reported in the Balance Sheet if there is currently enforceable legal right to offset the recognised amount and there is an intention to settle on a net basis, to realise the assets and settle the liabilities simultaneously.

2.8 Impairment of Non-financial assets

The carrying amounts of non-financial assets other than inventories are assessed at each reporting date to ascertain whether there is any indication of impairment. If any such indication exists then the asset's recoverable amount is estimated. An impairment loss is recognised, as an expense in the Statement of Profit and Loss, for the amount by which the asset's carrying amount exceeds its recoverable amount. The recoverable amount is the higher of an asset's fair value less cost to sell and value in use. Value in use is ascertained through discounting of the estimated future cash flows using a discount rate that reflects the current market assessments of the time value of money and the risk specific to the assets. For the purpose of assessing impairment, assets are grouped at the lowest levels into cash generating units for which there are separately identifiable cash flows.

Impairment losses recognised in prior years are reversed when there is an indication that the impairment losses recognised no longer exist or have decreased. Such reversals are recognised as an increase in carrying amounts of assets to the extent that it does not exceed the carrying amounts that would have been determined (net of amortisation or depreciation) had no impairment loss been recognised in previous years.

2.9 Borrowing costs

Borrowing costs comprises interest expense on borrowings calculated using the effective interest method and exchange differences arising from foreign currency borrowings to the extent that they are regarded as an adjustment to interest costs.

The effective interest method is a method of calculating the amortised cost of a financial asset or a financial liability and of allocating the interest income or interest expense over the relevant period.

The effective interest rate (EIR) is the rate that exactly discounts estimated future cash payments or receipts through the expected life of the financial instrument or, when appropriate, a shorter period to the net carrying amount of the financial asset or financial liability. EIR calculation does not include exchange differences.

Borrowing costs that are directly attributable to the acquisition, construction or production of a qualifying asset, which are assets that necessarily take a substantial period of time to get ready for their intended use or sale, are included in the cost of those assets. Such borrowing costs are capitalised as part of the cost of the asset when it is probable that they will result in future economic benefits to the entity and the costs can be measured reliably. Other borrowing costs are recognised as an expense in the period in which they are incurred.

The capitalisation of borrowing costs as part of the cost of a qualifying asset commences when expenditure for the asset is being incurred, borrowing costs are being incurred and activities that are necessary to prepare the asset for its intended use or sale are in progress.

Capitalisation of borrowing costs is suspended or ceases when substantially all the activities necessary to prepare the qualifying asset, if any, for its intended use or sale are interrupted or completed.

Investment income earned on the temporary investment of specific borrowings pending their expenditure on qualifying assets is deducted from the borrowing costs eligible for capitalisation.

2.10 Foreign currency transactions

The financial statements are presented in Indian Rupees (INR),



Notes to the financial statements for the year ended 31st March, 2020 (Contd.)

the functional currency of the Company. Items included in the financial statements of the Company are recorded using the currency of the primary economic environment in which the Company operates (the 'functional currency').

Foreign currency transactions are translated into the functional currency using exchange rates at the date of the transaction. Foreign exchange gains and losses from settlement of these transactions, and from translation of monetary assets and liabilities at the reporting date exchange rates are recognised in the Statement of Profit and Loss.

Non-monetary assets and liabilities denominated in a foreign currency and measured at historical cost are translated at the exchange rate prevalent at the date of transaction.

2.11 Leases

The determination of whether an arrangement is (or contains) a lease is based on the substance of the arrangement at the inception of the lease. The arrangement is, or contains, a lease if fulfillment of the arrangement is dependent on the use of a specific asset or assets and the arrangement conveys a right to use the asset or assets, even if that right is not explicitly specified in an arrangement.

(a) Company as a Lessee

The Company's lease asset classes primarily consist of leases for commercial complex, land and buildings. The Company assesses whether a contract contains a lease, at inception of a contract. A contract is, or contains, a lease if the contract conveys the right to control the use of an identified asset for a period of time in exchange for consideration. To assess whether a contract conveys the right to control the use of an identified asset, the Company assesses whether: (i) the contract involves the use of an identified asset (ii) the Company has substantially all of the economic benefits from use of the asset through the period of the lease and (iii) the Company has the right to direct the use of the asset.

The Company recognises a right-of-use asset and a lease liability at the lease commencement date. The right-of-use asset is initially measured at cost, which comprises the initial amount of the lease liability adjusted for any lease payments made at or before the commencement date, plus any initial direct costs incurred and an estimate of costs to dismantle and remove the underlying asset or to restore the underlying asset or the site on which it is located, less any lease incentives received.

The right-of-use asset is subsequently depreciated using the straight-line method from the commencement date to the earlier of the end of the useful life of the right-of-use asset or the end of the lease term. The estimated useful lives of right-of-use assets are determined on the same basis as those of property, plant and equipment. In addition, the right-of-use asset is periodically reduced by impairment losses, if any, and adjusted for certain re-measurements of the lease liability.

The lease liability is initially measured at the present value of the lease payments that are not paid at the commencement date, discounted using the interest rate implicit in the lease or, if that rate cannot be readily determined, Company's incremental borrowing rate.

Generally, the Company uses its incremental borrowing rate as the discount rate.

Lease payments included in the measurement of the

lease liability comprise the following:

- Fixed payments, including in-substance fixed payments;
- Variable lease payments that depend on an index or a rate, initially measured using the index or rate as at the commencement date;
- Amounts expected to be payable under a residual value guarantee; and
- The exercise price under a purchase option that the Company is reasonably certain to exercise, lease payments in an optional renewal period if the Company is reasonably certain to exercise an extension option, and penalties for early termination of a lease unless the Company is reasonably certain not to terminate early.

The lease liability is measured at amortised cost using the effective interest method. It is remeasured when there is a change in future lease payments arising from a change in an index or rate, if there is a change in the Company's estimate of the amount expected to be payable under a residual value guarantee, or if Company changes its assessment of whether it will exercise a purchase, extension or termination option.

When the lease liability is remeasured in this way, a corresponding adjustment is made to the carrying amount of the right-of-use asset, or is recorded in profit or loss if the carrying amount of the right-of-use asset has been reduced to zero.

The Company presents right-of-use assets that do not meet the definition of investment property in 'property, plant and equipment' and lease liabilities separately in balance sheet.

Short-term leases and leases of low-value assets

The Company has elected not to recognise right-of-use assets and lease liabilities for short term leases that have a lease term of 12 months or less. The Company recognises the lease payments associated with these leases as an expense on a straight-line basis over the lease term.

(b) Group as a Lessor

Leases for which the Company is a lessor is classified as a finance or operating lease. Whenever the terms of the lease transfer substantially all the risks and rewards of ownership to the lessee, the contract is classified as a finance lease. All other leases are classified as operating leases.

Finance lease

Amounts due from lessees under finance leases are recorded as receivables at the Company's net investment in the leases. Finance lease income is allocated to accounting periods so as to reflect a constant periodic rate of return on the net investment outstanding in respect of the lease.

Operating lease

Rental income from operating sub lease of Right of Use (ROU) Asset is recognised on a straight-line basis over the term of the relevant lease unless either another systematic basis is more representative of the time pattern in which use benefit derived from the leased asset is diminished, even if the payments to the lessor are not on that basis.

Notes to the financial statements for the year ended 31st March, 2020 (Contd.)

Where the Company provides incentives for the lessee to enter into the agreement such as an up-front cash payment to the lessee or the reimbursement or assumption by the lessor of costs of the lessee (such as relocation costs, leasehold improvements and costs associated with a pre-existing lease commitment of the lessee), such incentives are recognised as an integral part of the net consideration agreed for the use of the leased asset, irrespective of the incentive's nature or form or the timing of payments.

Transition

Effective 1st April 1, 2019, the Company adopted Ind AS 116 "Leases" and applied the standard to all lease contracts existing on 1st April, 2019 using the modified retrospective method and has taken the cumulative adjustment to retained earnings, on the date of initial application. Consequently, the Company recorded the lease liability at the present value of the lease payments discounted at the incremental borrowing rate and the right of use asset at its carrying amount as if the standard had been applied since the commencement date of the lease, but discounted at the Company's incremental borrowing rate at the date of initial application. The comparative information as at and for the year ended 31st March, 2019 have not been retrospectively adjusted and therefore will continue to be reported under Ind AS-17 included as part of our Annual Report for year ended 31st March, 2019.

On transition as at 1st April, 2019 the Company has recognised:

- (i) License fee payable to Rajasthan State Road Transport Corporation (RSRTC) under an "Agreement to Develop" / "License agreement" with regard to Commercial Complex of ₹ 2,992.77 Lakhs as Investment Property (Right of Use Assets meeting the definition of Investment Property as defined in Ind AS-40) and a corresponding lease liability of ₹ 2,511.04 Lakhs by credit to retained earnings of ₹ 360.49 Lakhs (net of deferred tax of ₹ 121.24 Lakhs),
- (ii) Reclassification of Lease Hold Land shown under Property, Plant & Equipment of ₹ 336.82 Lakhs to Right of Use Assets.

The following is the summary of practical expedients elected on initial application:

1. Applied a single discount rate to a portfolio of leases of similar assets in similar economic environment with a similar end date.
2. Applied the exemption not to recognise right-of-use assets and liabilities for leases with less than 12 months of lease term on the date of initial application.
3. Excluded the initial direct costs from the measurement of the right-of-use asset at the date of initial application.
4. Applied the practical expedient to grandfather the assessment of which transactions are leases. Accordingly, Ind AS 116 is applied only to contracts that were previously identified as leases under Ind AS 17.

The weighted average incremental borrowing rate applied to lease liabilities as at 1st April, 2019 is 9.7%

2.12(a) Inventories

Inventories are valued at the lower of cost and net realisable value.

Costs incurred in bringing each product to its present location and condition, are accounted for as follows:

- Construction materials, stores and spares: cost includes cost of purchase (viz. the purchase price, import duties and other taxes (other than those subsequently recoverable by the entity from the taxing authorities), and transport, handling and other costs directly attributable to the acquisition and is net of trade discounts, rebates and other similar items) and other costs incurred in bringing the inventories to their present location and condition. Cost is determined on first in first out (FIFO) basis.
- Traded goods: cost includes cost of purchase and other costs incurred in bringing the inventories to their present location and condition. Cost is determined on first in first out basis.

Net realisable value is the estimated selling price in the ordinary course of business, less estimated costs of completion and the estimated costs necessary to make the sale.

Assessment of net realisable value is made in each subsequent period and when the circumstances that previously caused inventories to be written-down below cost no longer exist or when there is clear evidence of an increase in net realisable value because of changed economic circumstances, the write-down, if any, in the past period is reversed to that extent of the original amount written-down so that the resultant carrying amount is the lower of the cost and the revised net realisable value.

Obsolete, slow moving and defective inventories are identified from time to time and, where necessary, a provision is made for such inventories.

(b) Inventory property

Properties (including under construction) acquired for sale in the ordinary course of business, rather than to be held for rental or capital appreciation, is held as inventory property and is measured at the lower of cost and net realisable value (NRV).

Cost includes: Freehold and leasehold rights for land, amounts paid to contractors/builders for construction linked payments for flats acquired by allotment from builders, property transfer taxes, and other related costs.

Non-refundable commissions paid to sales or marketing agents on the sale of real estate units are expensed when paid.

NRV is the estimated selling price in the ordinary course of the business, based on market prices at the reporting date and discounted for the time value of money if material, less estimated costs of completion and the estimated costs necessary to make the sale.

The cost of inventory property recognised in profit or loss on disposal is determined with reference to the specific costs incurred on the property sold.

2.13 Employee benefits

Short-term employee benefits:

All employee benefits payable wholly within twelve months of rendering the service are classified as short-term employee



Notes to the financial statements for the year ended 31st March, 2020 (Contd.)

benefits. Benefits such as salaries, wages, social security contributions, short term compensated absences (paid annual leaves) etc. are measured on an undiscounted basis at the amounts expected to be paid when the liabilities are settled and are expensed in the period in which the employee renders the related service.

Post-employment benefits:

i) Defined contribution plan

The defined contribution plan is postemployment benefit plan under which the Company contributes fixed contribution to a government administered fund and will have no obligation to pay further contribution. The Company's defined contribution plan comprises of Provident Fund and Employee State Insurance Scheme. The Company's contribution to defined contribution plans are recognised in the Statement of Profit and Loss in the period in which employee renders the related service.

ii) Defined benefit plan

The Company's obligation towards gratuity liability is funded to an approved gratuity fund, which fully covers the said liability under Group Gratuity Cash Accumulation Policy of Life Insurance Corporation of India (LIC). The present value of the defined benefit obligations is determined based on actuarial valuation using the projected unit credit method. The rate used to discount defined benefit obligation is determined by reference to market yields at the Balance Sheet date on Indian Government Bonds for the estimated term of obligations.

The amount recognised as 'Employee benefit expenses' in the Statement of Profit and Loss is the cost of accruing employee benefits promised to employees over the current year and the costs of individual events such as past/future service benefit changes and settlements (such events are recognised immediately in the Statement of Profit and Loss).

The amount of net interest expense calculated by applying the liability discount rate to the net defined benefit liability or asset is charged or credited to 'Finance costs' in the Statement of Profit and Loss.

Re-measurement of net defined benefit liability/ asset pertaining to gratuity comprise of actuarial gains/ losses (i.e. changes in the present value of the defined benefit obligation resulting from experience adjustments and effects of changes in actuarial assumptions), the return on plan assets (excluding interest) and the effect of the asset ceiling (if any, excluding interest) and is recognised immediately in the balance sheet with a charge or credit recognised in other comprehensive income in the period in which they occur. Re-measurements are not reclassified to profit or loss account in subsequent periods.

Other long-term employee benefit obligations:

No provision for Leaves is made as accumulation and payment/encashment of unused leaves is not allowed to employees.

2.14 Taxation

Tax expense comprises of current and deferred tax and includes any adjustments related to past periods in current and/or deferred tax adjustments that may become necessary due to certain developments or reviews during the relevant period.

Current income tax:

Tax on income for the current period is determined on the basis of taxable income (or on the basis of book profits wherever

minimum alternate tax is applicable) and tax credits computed in accordance with the provisions of the Income Tax Act 1961, and based on the expected outcome of assessments/appeals.

Current income tax assets and liabilities are measured at the amount expected to be recovered from or paid to the taxation authorities. The tax rates and tax laws used to compute the amount are those that are enacted or substantively enacted, at the reporting date in the countries where the Group operates and generates taxable income.

Current income tax relating to items recognised outside profit or loss is recognised outside profit or loss (either in other comprehensive income or in equity). Current tax items are recognised in correlation to the underlying transaction either in other comprehensive income or directly in equity. Management periodically evaluates positions taken in the tax returns with respect to situations in which applicable tax regulations are subject to interpretation and establishes provisions where appropriate.

Current tax assets and current tax liabilities are offset when there is a legally enforceable right to set off the recognised amounts and there is an intention to settle the asset and the liability on a net basis.

Deferred tax:

Deferred tax is provided using the liability method on temporary differences between the tax bases of assets and liabilities and their carrying amounts for financial reporting purposes at the reporting date.

Deferred tax liabilities are recognised for all taxable temporary differences, except:

- When the deferred tax liability arises from the initial recognition of goodwill or an asset or liability in a transaction that is not a business combination and, at the time of the transaction, affects neither the accounting profit nor taxable profit or loss
- In respect of taxable temporary differences associated with investments in subsidiaries, associates and interests in joint arrangements, when the timing of the reversal of the temporary differences can be controlled and it is probable that the temporary differences will not reverse in the foreseeable future

Deferred tax assets are recognised for all deductible temporary differences, the carry forward of unused tax credits and any unused tax losses & unabsorbed tax depreciation. Deferred tax assets are recognised to the extent that it is probable that taxable profit will be available against which the deductible temporary differences, and the carry forward of unused tax credits and unused tax losses can be utilised, except:

- When the deferred tax asset relating to the deductible temporary difference arises from the initial recognition of an asset or liability in a transaction that is not a business combination and, at the time of the transaction, affects neither the accounting profit nor taxable profit or loss
- In respect of deductible temporary differences associated with investments in subsidiaries, associates and interests in joint arrangements, deferred tax assets are recognised only to the extent that it is probable that the temporary differences will reverse in the foreseeable future and taxable profit will be available against which the temporary differences can be utilised

The carrying amount of deferred tax assets is reviewed at each reporting date and reduced to the extent that it is no longer probable that sufficient taxable profit will be available to allow all or part of the deferred tax asset to be utilised. Unrecognised

Notes to the financial statements for the year ended 31st March, 2020 (Contd.)

deferred tax assets are re-assessed at each reporting date and are recognised to the extent that it has become probable that future taxable profits will allow the deferred tax asset to be recovered.

Deferred tax assets and liabilities are measured at the tax rates that are expected to apply in the year when the asset is realised or the liability is settled, based on tax rates (and tax laws) that have been enacted or substantively enacted at the reporting date.

Deferred tax relating to items recognised outside profit or loss is recognised outside profit or loss. Deferred tax items are recognised in correlation to the underlying transaction either in OCI or directly in equity.

Deferred tax assets and deferred tax liabilities are offset if a legally enforceable right exists to set off current tax assets against current tax liabilities and the deferred taxes relate to the same taxable entity and the same taxation authority.

Deferred Tax Assets include Minimum Alternative Tax (MAT) paid in accordance with the tax laws in India, which is likely to give future economic benefits in the form of availability of set off against future income tax liability. Accordingly, MAT is recognised as deferred tax assets in the Balance sheet when the asset can be measured reliably and it is probable that the future economic benefit associated with the asset will be realised.

2.15 Provisions and contingencies

Provisions:

Provisions are recognised when the Company has a present obligation (legal or constructive) as a result of a past event, it is probable that an outflow of resources embodying economic benefits will be required to settle the obligation and a reliable estimate can be made of the amount of the obligation. Provisions are measured at the best estimate of the expenditure required to settle the present obligation at the Balance Sheet date.

If the effect of the time value of money is material, provisions are discounted to reflect its present value using a current pre-tax rate that reflects the current market assessments of the time value of money and the risks specific to the obligation. When discounting is used, the increase in the provision due to the passage of time is recognised as a finance cost.

Where the Company expects some or all of a provision to be reimbursed, the reimbursement is recognised as a separate asset but only when the reimbursement is virtually certain. The expense relating to any provision is presented in the income statement net of any reimbursement.

Contingencies:

Contingent liabilities

A contingent liability is:

- a possible obligation arising from past events, the existence of which will be confirmed only by the occurrence or non-occurrence of one or more uncertain future events not wholly within the control of the Company, or
- a present obligation that arises from past events but is not recognised because:
 - it is not probable that an outflow of resources embodying economic benefits will be required to settle the obligation; or
 - the amount of the obligation cannot be measured with sufficient reliability.

Contingent liabilities are not recognised but disclosed unless the contingency is remote.

Contingent assets

A contingent asset is a possible asset that arises from past events and whose existence will be confirmed only by the occurrence or non-occurrence of one or more uncertain future events not wholly within the control of the Company.

Contingent assets are not recognised but are disclosed when the inflow of economic benefits is probable. When inflow is virtually certain, an asset is recognised.

2.16 Segment Reporting

Operating segments are defined as components of an enterprise for which discrete financial information is available that is evaluated regularly by the chief operating decision maker, in deciding how to allocate resources and assessing performance. Operating Segments are reported in a manner consistent with the internal reporting provided to the chief operating decision maker.

The Company has identified two operating segments in which it is primarily engaged i.e. the business of providing construction related activities where risks and returns in all the cases are similar and income from investment properties (lease rentals). They have been considered as the reportable segments.

Others segment comprises real estate trading business. None of the business(es) reported as part of others segment meet aggregation criteria or any of the quantitative thresholds for determining reportable segments in the year ended 31st March, 2020 and for the year ended 31st March, 2019.

The Company's Chief Operating Decision Maker (CODM) is the Managing Director who evaluates the Company's performance and allocates resources based on analysis of various performance indicators.

Geographical information:

The Company operates only within India having similar: (i) economic and political conditions, (ii) activities at all project locations and (iii) risk associated with the operations. As such the risks and returns at all project locations are similar. Hence, the geographical information considered for disclosure is not applicable to the Company.

2.17 Related party

A related party is a person or entity that is related to the reporting entity and it includes:

- (a) A person or a close member of that person's family if that person:
 - (i) has control or joint control over the reporting entity;
 - (ii) has significant influence over the reporting entity; or
 - (iii) is a member of the key management personnel of the reporting entity or of a parent of the reporting entity.
- (b) An entity is related to the reporting entity if any of the following conditions apply:
 - (i) The entity and the reporting entity are members of the same Group.
 - (ii) One entity is an associate or joint venture of the other entity.
 - (iii) Both entities are joint ventures of the same third party.
 - (iv) One entity is a joint venture of a third entity and the other entity is an associate of the third entity.
 - (v) The entity has a post-employment benefit plan for the benefit of employees of either the reporting



Notes to the financial statements for the year ended 31st March, 2020 (Contd.)

entity or an entity related to the reporting entity.

- (vi) The entity is controlled or jointly controlled by a person identified in (a).
- (vii) A person identified in (a) (i) has significant influence over the entity or is a member of the key management personnel of the entity (or of a parent of the entity).
- (viii) The entity, or any member of a Group of which it is a part, provides key management personnel services to the reporting entity or to the parent of the reporting entity.

Close members of the family of a person are those family members who may be expected to influence, or be influenced by, that person in their dealings with the entity including:

- (a) that person's children, spouse or domestic partner, brother, sister, father and mother;
- (b) children of that person's spouse or domestic partner; and
- (c) dependents of that person or that person's spouse or domestic partner.

Key management personnel are those persons having authority and responsibility for planning, directing and controlling the activities of the entity, directly or indirectly, including any director (whether executive or otherwise) of that entity.

Related party transactions and outstanding balances disclosed in the financial statements are in accordance with the above definition as per Ind AS 24.

2.18 Cash and cash equivalents

Cash and cash equivalents in the Balance Sheet comprise cash at banks & in hand and short-term deposits/investments with an original maturity of three months or less from the date of acquisition, which are subject to an insignificant risk of changes in value. These exclude bank balances (including deposits) held as margin money or security against borrowings, guarantees etc. being not readily available for use by the Company.

For the purpose of the Statement of cash flows, cash and cash equivalents consist of cash and short term deposits and exclude items which are not available for general use as on the date of Balance Sheet, as defined above, net of bank overdrafts which are repayable on demand where they form an integral part of an entity's cash management.

2.19 Dividend to equity holders of the Company

The Company recognises a liability to make dividend distributions to equity holders of the Company when the distribution is authorised and the distribution is no longer at the discretion of the Company. As per the corporate laws in India, a distribution is authorised when it is approved by the

shareholders. A corresponding amount is recognised directly in equity.

2.20 Cash Flow Statement

Statement of Cash Flows is prepared segregating the cash flows into operating, investing and financing activities. Cash flow from operating activities is reported using indirect method as set out in Ind AS 7 'Statement of Cash Flows', adjusting the net profit for the effects of:

- i. changes during the period in inventories and operating receivables and payables transactions of a non-cash nature;
- ii. non-cash items such as depreciation, provisions, deferred taxes, unrealised foreign currency gains and losses, and
- iii. all other items for which the cash effects are investing or financing cash flows.

2.21 Earnings per share

The Basic Earnings per equity share ('EPS') is computed by dividing the net profit or loss after tax before other comprehensive income for the year attributable to the equity shareholders of the Company by weighted average number of equity shares outstanding during the year.

Diluted earnings per equity share are computed by dividing the net profit or loss before OCI attributable to equity holders of the Company by the weighted average number of equity shares considered for deriving basic earnings per equity share and also the weighted average number of equity shares that could have been issued upon conversion of all dilutive potential equity shares (including options and warrants). The dilutive potential equity shares are adjusted for the proceeds receivable had the equity shares been actually issued at fair value. Dilutive potential equity shares are deemed converted as of the beginning of the period unless issued at a later date. Anti-dilutive effects are ignored.

2.22 Events after Reporting date

Where events occurring after the Balance Sheet date provide evidence of conditions that existed at the end of the reporting period, the impact of such events is adjusted within the financial statements. Where the events are indicative of conditions that arose after the reporting period, the amounts are not adjusted, but are disclosed if those non-adjusting events are material.

2.23 Corporate Social Responsibility (CSR) expenditure

The Company charges its CSR expenditure during the year to the statement of profit & loss.

2.24 Recent Indian Accounting Standards (Ind AS)

Ministry of Corporate Affairs ("MCA") notifies new standard or amendments to the existing standards. There is no such notification which would have been applicable from 1st April, 2020.

Notes to the financial statements for the year ended 31st March, 2020 (Contd.)

(₹ in Lakhs)

Cost or Deemed Cost	Land-Leasehold	Land-Freehold	Building	Plant & Machinery	Shuttering Material	Earth Movers	Vehicles	Commercial Vehicles	Furniture & Fixtures	Office Equipments	Air Conditioners	Computers	Total Property, Plant & Equipment	Capital Work in Progress
Balance as at 01.04.2018	352.77	24.74	366.70	8,797.39	3,102.34	64.21	558.37	326.13	82.60	135.73	44.14	107.71	13,962.84	30.61
Additions	-	-	-	839.86	1,377.85	-	150.68	80.66	52.56	59.38	23.42	83.94	2,668.35	43.57
Sales / Adjustments	-	-	-	1.02	-	-	78.30	21.59	-	-	-	-	100.92	30.61
Balance as at 31.03.2019	352.77	24.74	366.70	9,636.23	4,480.19	64.21	630.75	385.21	135.15	195.11	67.56	191.65	16,530.27	43.57
Additions	-	-	-	952.73	2,081.32	108.37	192.36	18.70	11.09	64.65	27.91	93.81	3,550.95	20.74
Reclassification on account of Ind AS-116	(352.77)	-	-	-	-	-	-	-	-	-	-	-	(352.77)	-
Sales / Adjustments	-	-	-	-	-	-	11.47	-	-	0.49	-	-	11.96	43.57
Balance as at 31.03.2020	-	24.74	366.70	10,588.96	6,561.51	172.59	811.64	403.91	146.24	259.27	95.47	285.47	19,716.49	20.74
Accumulated Depreciation	Land-Leasehold	Land-Freehold	Building	Plant & Machinery	Shuttering Material	Earth Movers	Vehicles	Commercial Vehicles	Furniture & Fixtures	Office Equipments	Air Conditioners	Computers	Total Property, Plant & Equipment	Capital Work in Progress
Balance as at 01.04.2018	10.63	-	11.36	2,469.23	1,327.67	18.08	117.33	174.60	29.30	65.12	18.24	47.63	4,289.20	-
Depreciation Expenses	5.32	-	6.93	1,218.04	903.36	10.20	103.40	57.89	22.14	34.97	12.19	43.79	2,418.22	-
Deductions / Adjustments	-	-	-	0.08	-	-	75.72	21.59	-	-	-	-	97.39	-
Balance as at 31.03.2019	15.95	-	18.29	3,687.20	2,231.03	28.28	145.02	210.90	51.44	100.08	30.43	91.42	6,610.04	-
Depreciation Expenses	-	-	6.93	1,307.69	1,113.77	15.85	102.06	46.54	17.65	37.07	14.20	60.79	2,722.55	-
Reclassification on account of Ind AS-116	(15.95)	-	-	-	-	-	-	-	-	-	-	-	(15.95)	-
Deductions / Adjustments	-	-	-	-	-	-	10.95	-	-	0.36	-	-	11.31	-
Balance as at 31.03.2020	-	-	25.22	4,994.88	3,344.80	44.13	236.12	257.44	69.09	136.79	44.63	152.21	9,305.32	-
Net Carrying Value	Land-Leasehold	Land-Freehold	Building	Plant & Machinery	Shuttering Material	Earth Movers	Vehicles	Commercial Vehicles	Furniture & Fixtures	Office Equipments	Air Conditioners	Computers	Total Property, Plant & Equipment	Capital Work in Progress
Net carrying Value as on 31.03.2019	336.82	24.74	348.41	5,949.03	2,249.17	35.93	485.73	174.31	83.71	95.03	37.13	100.24	9,920.24	43.57
Net carrying Value as on 31.03.2020	-	24.74	341.49	5,594.08	3,216.71	128.46	575.52	146.46	77.15	122.47	50.84	133.26	10,411.17	20.74

NOTE :- i) Land-Leasehold includes ₹ Nil (previous year ₹13.60 Lakhs) pending registration in the name of the company.

ii) Building includes ₹345.60 Lakhs (previous year ₹345.60 Lakhs) pending registration in the name of the company.

iii) CWIP represents Plant & machinery in transit ₹20.74 Lakhs (previous year ₹43.57 Lakhs)

iv) Refer note No. 23 & 27 for hypothecation/ pledge of assets.

3 PROPERTY, PLANT & EQUIPMENT

As at 31st March, 2020



Notes to the financial statements for the year ended 31st March, 2020 (Contd.)

4 RIGHT OF USE ASSETS

(₹ in Lakhs)

	LANDS
Gross Carrying Value as at 01.04.2018	-
Additions	-
Disposals	-
Gross Carrying Value as at 31.03.2019	-
Reclassification on account of Ind AS-116 as on 01.04.2019	336.82
Additions	-
Disposals	-
Gross Carrying Value as at 31.03.2020	336.82
	LANDS
Depreciation (Accumulated depreciation)	
Balance as at 01.04.2018	-
Charge for the year	-
Disposals	-
Balance as at 31.03.2019	-
Charge for the year	5.32
Disposals	-
Balance as at 31.03.2020	5.32
	LANDS
Net carrying Value as on 31.03.2019	-
Net carrying Value as on 31.03.2020	331.50

NOTE: (i) Right of Use Assets include ₹13.60 Lakhs (previous year ₹ Nil) pending registration in the name of the company.
(ii) Also refer note No. 45 of leases.

5 INVESTMENT PROPERTIES

(₹ in Lakhs)

	RIGHT OF USE ASSETS (BUILDING)
Cost or Deemed Cost	
Balance as at 01.04.2018	9,203.13
Additions	223.82
Disposals	-
Balance as at 31.03.2019	9,426.95
Impact an account of adoption of Ind AS-116 as on 01.04.2019	2,992.77
Additions	68.17
Disposals	-
Balance as at 31.03.2020	12,487.89
	RIGHT OF USE ASSETS (BUILDING)
Depreciation (Accumulated depreciation)	
Balance as at 01.04.2018	514.26
Charge for the year	310.22
Disposals	-
Balance as at 31.03.2019	824.48
Charge for the year	426.89
Disposals	-
Balance as at 31.03.2020	1,251.37
	RIGHT OF USE ASSETS (BUILDING)
Net carrying Value as on 31.03.2019	8,602.47
Net carrying Value as on 31.03.2020	11,236.52

Notes to the financial statements for the year ended 31st March, 2020 (Contd.)

- (i) Pursuant to an Agreement to Develop / License agreement with Rajasthan State Road Transport Corporation (RSRTC) the Company has developed a building (being Bus Terminal and Depot and Commercial Complex at Kota) on the land belonging to RSRTC. The license fee payable to RSRTC are as follows :

Details of area/space to be used for shops/stalls or other occupants	License fee upto 36 months	License fee after 36 months upto the license period of 30 years	License fee after 30 years for a further period of 10 years
For the space area 15 Sqm or more area	₹10/- per Sqm per month	₹50/- per Sqm per month with 10% cumulative increase every year.	License fee effective as on Completion of 30 years and others terms & conditions will remain unchanged.
For space less than 15 Sqm	₹150/- per month in each case.	₹750/- per month in each case with 10% cumulative increase every year.	License fee effective as on completion of 30 years and others terms & conditions will remain unchanged.

The expenditure (construction cost) incurred has been shown above under the main head "Investment Property" and sub-head "Right of Use Assets (Building)". The Company has a right to Lease Right of Use Asset (Commercial Complex). The primary lease period of Commercial complex is 30 years which can be extended for a further period of 10 years at the option of the Company from the date of completion of the project. Thereafter, the Commercial Complex will be handed over to RSRTC. The Company does not have any right to sell the building but only to sub-lease. The Company has no further contractual obligations to purchase, construct or develop the said investment property.

There is a contractual obligation on the Company to maintain the commercial complex. The actual maintenance charges will be recovered from the occupants of the commercial complex. Revenue from advertisement, outside the building shall be shared between RSRTC & the Company in 50:50 ratio.

- (ii) Information regarding income and expenditure of investment properties

(₹ in Lakhs)

	Year Ending 31.03.2020	Year Ending 31.03.2019
Rental Income	617.94	448.77
Less: direct operating expenses(including repairs and maintenance) that did not generate rental income	418.62	559.02
Less: direct operating expenses(including repairs and maintenance) that generated rental income	404.75	418.45
Profit/(loss) from investment properties before depreciation	(205.42)	(528.70)
Less: depreciation expense	426.89	310.22
Profit/ (loss) from investment properties after depreciation	(632.31)	(838.92)

- (iii) Fair Value:

(₹ in Lakhs)

	31.03.2020	31.03.2019
Right of Use Assets	11,571.77	11,265.47

Fair value hierarchy and valuation technique

The fair value of investment property, being Building at Kota, has been determined by external, accredited independent registered valuer having appropriate recognized professional qualification and recent experience in the location and category of the property being valued. Fair value has been arrived at by using discounted cash flow method. The fair value measurement has been categorised as Level 3.

- (iv) Also refer note No. 45 of leases.



Notes to the financial statements for the year ended 31st March, 2020 (Contd.)

6 OTHER INTANGIBLE ASSETS

(₹ in Lakhs)

COST OR DEEMED COST	COMPUTER SOFTWARE
Balance as at 01.04.2018	123.69
Additions	45.12
Sales / Adjustments	-
Balance as at 31.03.2019	168.81
Additions	35.32
Sales / Adjustments	-
Balance as at 31.03.2020	204.13
ACCUMULATED DEPRECIATION	COMPUTER SOFTWARE
Balance as at 01.04.2018	45.51
Depreciation Expenses	27.35
Deductions / Adjustments	-
Balance as at 31.03.2019	72.86
Depreciation Expenses	32.39
Deductions / Adjustments	-
Balance as at 31.03.2020	105.25
NET CARRYING VALUE	COMPUTER SOFTWARE
Net carrying Value as on 31.03.2019	95.95
Net carrying Value as on 31.03.2020	98.88

7 NON-CURRENT INVESTMENT

(₹ in Lakhs)

Particulars	As at 31.03.2020	As at 31.03.2019
INVESTMENTS IN EQUITY INSTRUMENTS		
Unquoted		
In Subsidiaries (fully paid up) (at cost /deemed cost)		
(1) 8,87,500 (Previous Year 8,87,500) Equity shares of ₹10/- each M/s. Premsagar Merchants Pvt. Ltd. (wholly owned subsidiary)	116.35	116.35
(2) 9,95,000 (Previous Year 9,95,000) Equity shares of ₹10/- each M/s. Paramount Dealcomm Pvt. Ltd. (wholly owned subsidiary)	127.10	127.10
(3) 10,00,000 (Previous Year 10,00,000) Equity shares of ₹10/- each M/s. Splendor Distributors Pvt. Ltd. (wholly owned subsidiary)	127.60	127.60
(4) 10,32,500 (Previous Year 10,32,500) Equity shares of ₹10/- each M/s. Dipesh Mining Pvt. Ltd. (wholly owned subsidiary)	130.85	130.85
(5) 9,85,000 (Previous Year 9,85,000) Equity shares of ₹10/- each M/s. Jiwanjyoti Traders Pvt. Ltd. (wholly owned subsidiary)	126.10	126.10
Total investment in Subsidiary companies	628.00	628.00
Less: Impairment in the value of investments	-	-
Total	628.00	628.00
Aggregate amount of Quoted Investments	-	-
Aggregate amount of Unquoted Investments	628.00	628.00
Aggregate market value of Quoted Investments	-	-
Aggregate amount of impairment in value of Investments	-	-
Investments carried at fair value through Profit & Loss	-	-
Investments carried at fair value through Other Comprehensive Income	-	-
Investments carried at Amortised Cost	628.00	628.00

Notes to the financial statements for the year ended 31st March, 2020 (Contd.)

8 NON-CURRENT FINANCIAL ASSETS - LOANS

(Unsecured, considered good unless otherwise stated)

(₹ in Lakhs)

Particulars	As at 31.03.2020	As at 31.03.2019
Security Deposits	686.55	672.47
Employee Loans and Advances	0.50	2.97
Loan receivables which have significant increase in credit risk	-	-
Loan receivables - credit impaired	-	-
Total	687.05	675.44

9 TRADE RECEIVABLES (NON CURRENT)

(₹ in Lakhs)

Particulars	As at 31.03.2020	As at 31.03.2019
Trade receivables considered good - unsecured	10,392.18	7,717.50
Trade receivables which have significant increase in credit risk	-	-
Trade receivables - credit credit impaired	608.14	610.79
Total Trade Receivables	11,000.32	8,328.29
Less: Allowances for expected credit loss	(608.14)	(610.79)
	10,392.18	7,717.50

- (i) Refer Note 49 for details pertaining to ECL
- (ii) No trade or other receivables are due from directors or other officers of the Company either severally or jointly with any other person. Nor any trade or other receivables are due from firms or private companies in which any director is a partner, a director or a member.
- (iii) Trade receivables have been hypothecated/pledged as security for borrowings/ working capital facilities, refer note 27 for details.

10 OTHER NON-CURRENT FINANCIAL ASSETS

(₹ in Lakhs)

Particulars	As at 31.03.2020	As at 31.03.2019
Unsecured, considered good:		
Non-current deposits with banks (Refer note 17)	2,148.06	1,017.32
Interest accrued but not due on non-current bank deposits	106.62	74.59
Earnest Money Deposit	44.30	44.30
Other advances	165.43	165.43
Sub-total (A)	2,464.41	1,301.64
Unsecured, considered doubtful:		
Advance others	27.51	27.51
Less: Provision for doubtful advances	(27.51)	(27.51)
Sub-total (B)	-	-
Total	2,464.41	1,301.64



Notes to the financial statements for the year ended 31st March, 2020 (Contd.)

11 INCOME TAX AND DEFERRED TAX

A. COMPONENTS OF INCOME TAX EXPENSE

I. Tax Expense recognized to Statement of Profit and Loss:

(₹ in Lakhs)

Particulars	Year Ending 31.03.2020	Year Ending 31.03.2019
a. Current tax		
Current Year Income Tax Expense	2,885.57	6,480.42
Adjustments/(credits) related to previous years - Value Added Tax	-	529.24
Adjustments/(credits) related to previous years - Others(net)	(23.31)	(85.19)
Total (a)	2,862.26	6,924.47
a. Deferred Tax Charge / (Credit)		
Relating to origination and reversal of temporary differences	353.12	(186.05)
Adjustments/(credits) related to previous years - Value Added Tax	-	(529.24)
Total (b)	353.12	(715.29)
Income tax expense reported in the Statement of Profit and Loss (a+b)	3,215.38	6,209.18

II. Tax on Other Comprehensive Income:

(₹ in Lakhs)

Particulars	Year Ending 31.03.2020	Year Ending 31.03.2019
Deferred Tax Charge / (Credit)		
(Gain)/loss on remeasurement of net defined benefit plans	0.59	(98.36)
Income tax expense reported in Other Comprehensive Income	0.59	(98.36)

B. RECONCILIATION OF TAX EXPENSE AND THE ACCOUNTING PROFIT MULTIPLIED BY INDIA'S DOMESTIC TAX RATE

(₹ in Lakhs)

Particulars	Year Ending 31.03.2020	Year Ending 31.03.2019
Accounting profit before income tax	9,658.97	17,947.11
Enacted tax rate (%)	25.168%	34.944%
Tax on accounting profit at above rate	2,430.97	6,271.44
Adjustments in respect of current income tax of previous years	(23.31)	(85.19)
Non-deductible/(deductible) expenses for tax purposes	807.73	22.93
- CSR expenditure	17.13	3.87
- Depreciation on leasehold land	1.34	1.86
- Interest on Income tax provision	1.19	16.74
- Donation	1.59	0.84
- Effect of deferred tax balances due to the changes in Income tax rate from 34.944% to 25.168% *	792.49	-
- Other Adjustments	1.98	-
- Deductible expenses for donation paid	(7.99)	(0.38)
Income tax expense reported in the Statement of Profit and Loss	3,215.38	6,209.18

* The Company elected the option of lower tax rates allowed under section 115BAA of the Income Tax Act, 1961 as introduced by the Taxation Laws (Amendment) Ordinance 2019. Accordingly the re-measurement of accumulated deferred tax asset has resulted one-time additional charge of ₹792.49 Lakhs which has been recognized in the statement of Profit and Loss in the financial year 2019-2020.

Notes to the financial statements for the year ended 31st March, 2020 (Contd.)**C. MOVEMENT IN DEFERRED TAX ASSETS AND LIABILITIES**

(₹ in Lakhs)

Particulars	As at 01.04.2018	Charge/ (Credit) in the Statement of Profit and Loss	Charge/(Credit) in Other Comprehensive Income	As at 31.03.2019	Effect of Ind AS 116 as on 01.04.2019	Charge/ (Credit) in the Statement of Profit and Loss	Charge/(Credit) in Other Comprehensive Income	As at 31.03.2020
Deferred tax liabilities								
On Security Deposit	0.83	0.27	-	1.09	-	(0.49)	-	0.60
On Unbilled Revenue	152.39	6.10	-	158.49	-	(44.34)	-	114.15
Total deferred tax liabilities	153.21	6.37	-	159.58	-	(44.83)	-	114.75
Deferred tax assets								
On property, plant and equipment including Right of Use	618.27	(83.37)	-	534.90	(1,045.79)	172.71	-	(338.18)
On provision for doubtful debts and advances	400.12	43.54	-	443.65	-	(124.12)	-	319.54
On provision for compensated absences (Bonus)	301.07	59.63	-	360.70	-	(7.82)	-	352.88
On Gratuity and other employee benefits	186.85	(35.82)	98.36	249.39	-	(15.52)	(0.59)	233.28
On Interest payable on VAT demand	305.64	-	-	305.64	-	(85.51)	-	220.13
On VAT demand	-	529.24	-	529.24	-	(148.06)	-	381.18
On discounting of Reliance Project (Ind AS)	-	-	-	-	-	189.11	-	189.11
On CCTV Project Warranty	-	-	-	-	-	15.10	-	15.10
On license fees of Kota Project	360.34	208.44	-	568.78	(568.78)	-	-	-
On lease liabilities as per Ind AS 116	-	-	-	-	1,493.33	(393.85)	-	1,099.48
Total deferred tax assets	2,172.29	721.65	98.36	2,992.30	(121.24)	(397.95)	(0.59)	2,472.52
Deferred tax assets (Net)	2,019.07	715.29	98.36	2,832.72	(121.24)	(353.12)	(0.59)	2,357.77



Notes to the financial statements for the year ended 31st March, 2020 (Contd.)

12 NON-CURRENT TAX ASSETS

(₹ in Lakhs)

Particulars	As at 31.03.2020	As at 31.03.2019
Advance Income tax /TDS (net of provisions)	2,015.55	175.19
Total	2,015.55	175.19

13 OTHER NON-CURRENT ASSETS

(₹ in Lakhs)

Particulars	As at 31.03.2020	As at 31.03.2019
Contract Assets		
Due on performance of future obligations		
Retention money	6,014.25	3,043.27
Retention money - credit impaired	260.07	214.86
Less: Allowances for expected credit loss	(260.07)	(214.86)
Sub-total (A)	6,014.25	3,043.27
Unsecured, considered good:		
Prepaid Expenses	573.56	291.88
Others	213.82	158.49
Sub-total (B)	787.38	450.37
Unsecured, considered doubtful:		
Capital Advance	50.00	50.00
Less: Provision for doubtful advance	(50.00)	(50.00)
Sub-total (C)	-	-
Total	6,801.63	3,493.64

(i) Refer Note 49 for details pertaining to ECL

(ii) Retention money have been hypothecated/ pledged as security for borrowings/ working capital facilities, refer note 27 for details.

14 INVENTORIES (AT LOWER OF COST OR NET REALIZABLE VALUE)

(₹ in Lakhs)

Particulars	As at 31.03.2020	As at 31.03.2019
Raw Material (includes in transit ₹608.70 Lakhs Previous Year ₹1,194.53 Lakhs)	16,751.78	9,738.76
Inventory Properties (refer note (ii) below)	5,566.81	5,284.95
Less: Loss in value	(252.74)	(235.20)
Sub-total	5,314.08	5,049.75
Scrap	14.25	22.59
Total	22,080.11	14,811.10

(i) Inventories have been hypothecated/ pledged as security for borrowings, refer note 27 for details.

(ii) Inventory Properties :

Represents Properties/Flats (including under construction) acquired for sale in the ordinary course of business. Refer note 2.12 (b) of Accounting Policies.

(a) Comprises

(₹ in Lakhs)

Particulars	As at 31.03.2020	As at 31.03.2019
Opening Stock	5,284.95	5,499.55
Purchases (Payment to contractors/ builders)	835.41	2,381.53
Irrecoverable amount written off / Loss in value	252.74	235.20
Cost of sales of Inventory property	553.55	2,596.13
Closing Stock	5,314.08	5,049.75

(b) Comprises flats

(₹ in Lakhs)

Particulars	As at 31.03.2020	As at 31.03.2019
Registered in the name of the Company	3,164.79	2,258.40
Pending registration in the name of the Company	2,149.28	2,564.36
Under construction	-	227.00
Total	5,314.08	5,049.75

Notes to the financial statements for the year ended 31st March, 2020 (Contd.)

15 TRADE RECEIVABLES (CURRENT)

(₹ in Lakhs)

Particulars	As at 31.03.2020	As at 31.03.2019
Trade receivables considered good - unsecured	49,334.28	51,781.75
Trade receivables which have significant increase in credit risk	-	-
Trade receivables - credit impaired	291.89	252.45
Total Trade Receivables	49,626.17	52,034.20
Less: Allowances for expected credit loss	(291.89)	(252.45)
	49,334.28	51,781.75

(i) Refer Note 49 for details pertaining to ECL

(ii) Trade Receivables have been hypothecated/pledged as security for borrowings, refer note 27 for details.

16 CASH AND CASH EQUIVALENTS

(₹ in Lakhs)

Particulars	As at 31.03.2020	As at 31.03.2019
Cash-on-hand	63.19	48.25
Deposits with original maturity of less than 3 months	670.68	-
Balance with banks		
- In current accounts	15,764.81	13,709.94
Total	16,498.68	13,758.19

17 BANK BALANCES OTHER THAN CASH & CASH EQUIVALENTS MENTIONED ABOVE

(₹ in Lakhs)

Particulars	As at 31.03.2020	As at 31.03.2019
Balance with banks (A)		
- In unpaid dividend account (i)	0.32	0.17
Bank Deposits (B)		
Deposits with remaining maturity for less than 12 months	7,886.21	7,156.71
Deposits with remaining maturity for more than 12 months	2,148.06	1,017.32
	10,034.27	8,174.03
Less : Amount disclosed under non current financial assets (Refer note 10)	2,148.06	1,017.32
Sub-total (B)	7,886.21	7,156.71
Total (A+B)	7,886.53	7,156.88

(i) These balances are not available for use by the Company as they represent corresponding unpaid dividend liabilities.

(ii) Deposits of ₹9,909.27 Lakhs (Previous year ₹5,637.24 Lakhs) are pledged with banks as margin for bank guarantees, letters of credit & working capital loan, deposited with the court for legal case against the company and against earnest money with Clients.

18 CURRENT FINANCIAL ASSETS - LOANS

(Unsecured, considered good unless otherwise stated)

(₹ in Lakhs)

Particulars	As at 31.03.2020	As at 31.03.2019
Employee Loans and Advances*	113.78	53.07
Loan receivables which have significant increase in credit risk	-	-
Loan receivables - credit impaired	-	-
Total	113.78	53.07

* Includes ₹0.95 Lakhs (previous year ₹1.70 Lakhs) due from related party (refer note 46).



Notes to the financial statements for the year ended 31st March, 2020 (Contd.)

19 OTHER CURRENT FINANCIAL ASSETS

(Unsecured, considered good unless otherwise stated)

(₹ in Lakhs)

Particulars	As at 31.03.2020	As at 31.03.2019
Earnest Money Deposit	674.58	1,365.84
Interest receivable on bank deposits	241.06	263.93
Other Receivables	205.26	137.63
Total	1,120.90	1,767.40

20 OTHER CURRENT ASSETS

(Unsecured, considered good unless otherwise stated)

(₹ in Lakhs)

Particulars	As at 31.03.2020	As at 31.03.2019
Contract Assets		
Unbilled Revenue *	12,035.62	7,872.37
Due on performance of future obligations		
Retention money	11,433.30	13,118.65
Retention money - credit impaired	32.01	114.00
Less: Allowances for expected credit loss	(32.01)	(114.00)
Sub-total	23,468.92	20,991.02
Advance to Suppliers & Petty Contractors	1,500.45	703.47
Prepaid Expenses	768.15	621.16
Balance with Government Authority	5,781.29	1,496.99
Others	2.24	5.50
Total	31,521.05	23,818.14

* Classified as non financial asset as the contractual right to consideration is dependent on completion of contractual milestones.

(i) Refer Note 49 for details pertaining to ECL

(ii) Retention money have been hypothecated/ pledged as security for borrowings/ working capital facilities, refer note 27 for details.

21 EQUITY SHARE CAPITAL

(₹ in Lakhs)

Particulars	As at 31.03.2020	As at 31.03.2019
Authorised Capital		
10,00,00,000, Equity Share of `2/- each (Previous Year 10,00,00,000 Equity Share of `2/- each)	2,000.00	2,000.00
Issued, Subscribed & Paidup		
6,69,87,560 Equity Shares of `2/- each fully paid up (Previous Year 6,69,87,560 Equity Shares of `2/- each fully paid up)	1,339.75	1,339.75
Total	1,339.75	1,339.75

(ii) Reconciliation of the number of Equity shares outstanding at the beginning and at the end of the reporting period

Particulars	As at 31.03.2020		As at 31.03.2019	
	No. of Shares	₹ in Lakhs	No. of Shares	₹ in Lakhs
At the beginning of the period	66987560	1,339.75	66987560	1,339.75
Add : Shares issued during the year	-	-	-	-
Outstanding at the end of the year	66987560	1,339.75	66987560	1,339.75

Notes to the financial statements for the year ended 31st March, 2020 (Contd.)

(ii) Terms / Rights attached to equity shares

The Company has only one class of equity share having a par value of ₹2/- per share. Each equity shareholder is entitled for one vote per share. The Company declares and pays dividend in Indian Rupees. The dividend proposed by the Board of Directors of the Company is subject to the approval of the Members/Shareholders of the Company in the ensuing Annual General Meeting.

As per records of the Company, including its register of Shareholders/Members and other declarations received from shareholders regarding beneficial interest, the above shareholding represents both legal and beneficial ownership of shares.

In the event of liquidation of the Company, the holders of equity shares will be entitled to receive remaining assets of the Company, after distribution of all preferential amounts. This distribution will be in proportion to the number of equity shares held by the shareholder.

(iii) Details of shareholders holding more than 5% shares in the Company

Particulars	As at 31.03.2020		As at 31.03.2019		
	No. of Shares	%age of Holdings	No. of Shares	%age of Holdings	
Equity shares of ₹ 2/- each fully paid up					
Mr. Bikramjit Ahluwalia	Promoter	7994257	11.93	7961198	11.88
Mrs. Sudershan Walia	Promoter	22252380	33.22	22252380	33.22
DSP Equity & Bond Fund	Mutual Fund	6343273	9.47	6284417	9.38
Mr. Shobhit Uppal	Promoter	4308000	6.43	4308000	6.43
Nalanda India Equity Fund Limited	Body Corporate	3870102	5.78	3870102	5.78

As per records of the Company including its register of shareholders/ members, the above share holding represents both legal and beneficial ownership of shares.

(iv) Distribution made and proposed

(₹ in Lakhs)

Particulars	For 31.03.2020	For 31.03.2019
Cash dividend on equity shares declared and paid:		
Final dividend for the year ended on 31st March, 2019 @ ₹0.30 per share of face value of ₹2 each [31st March, 2018 : @ ₹0.30 per share of face value of ₹2 each]	200.96	200.96
Dividend Distribution Tax (DDT) on final dividend	41.31	41.31

(₹ in Lakhs)

Particulars	For 31.03.2020	For 31.03.2019
Proposed dividend on equity shares:		
Final dividend for the year ended on 31st March, 2020 NIL [31st March, 2019 @ ₹0.30 per share of face value of ₹2 each]	-	200.96
Dividend Distribution Tax (DDT) on proposed dividend	-	41.31

Proposed dividend on equity shares is subject to approval at the annual general meeting and is not recognised as a liability (including DDT thereon) as at balance sheet date.

(v) Shares held by holding company or its subsidiaries/their associates

Nil

Nil

22 OTHER EQUITY

(₹ in Lakhs)

Particulars	As at 31.03.2020	As at 31.03.2019
Reserve and Surplus :		
Securities Premium	5,061.00	5,061.00
General Reserve	3,272.97	3,272.97
Retained Earnings	70,949.27	64,385.71
Less :- Cash Dividend (Final) (Refer note 21 (iv))	(200.96)	(200.96)
Less :- Dividend Distribution Tax	(41.31)	(41.31)
Total reserve and surplus	79,040.97	72,477.41
Other Comprehensive Income :		
Equity Instruments through Other Comprehensive Income (net of tax)	22.35	22.35
Total Other Comprehensive Income	22.35	22.35
Total	79,063.32	72,499.76



Notes to the financial statements for the year ended 31st March, 2020 (Contd.)

Nature and purpose of reserves

(i) Securities Premium

The amount received in excess of face value of the equity shares is recognised in Securities Premium. This can be utilized in accordance with the provisions of the Companies Act, 2013.

(ii) General Reserve

This Reserve is created by an appropriation from one component of equity (generally retained earnings) to another, not being an item of Other Comprehensive Income. The same can be utilized by the Company in accordance with the provisions of the Companies Act, 2013.

(iii) Retained Earnings

Retained earnings are the profits that the Company has earned till date, less any transfer to General Reserve, dividends or other distributions paid to the shareholders.

23 NON CURRENT BORROWINGS

(₹ in Lakhs)

Particulars	AS AT 31.03.2020		AS AT 31.03.2019	
Term Loans				
From Banks	69.37		79.76	
Less : Current maturity (Refer note 29)	26.01	43.36	17.44	62.32
Vehicle Loans				
From Banks	18.13		7.42	
Less : Current maturity (Refer note 29)	6.90	11.23	6.82	0.60
Total		54.59		62.92

As at 31st March, 2020 - Security details

- Term Loan outstanding from HDFC Bank of ₹51.16 Lakhs against Machinery is secured by way of hypothecation of specified Machinery/ Equipment. The term loan bear interest rate 8.40%. The same is repayable in 59 monthly installments that commenced from 01.05.2018.
- Term Loan outstanding from HDFC Bank of ₹11.16 Lakhs against Machinery is secured by way of hypothecation of specified Machinery/ Equipment. The term loan bear interest rate 8.40%. The same is repayable in 59 monthly installments that commenced from 05.06.2018.
- Term Loan outstanding from HDFC Bank of ₹3.31 Lakhs against Machinery is secured by way of hypothecation of specified Machinery/ Equipment. The term loan bear interest rate 9.51%. The same is repayable in 12 monthly installments that commenced from 01.06.2019.
- Term Loan outstanding from HDFC Bank of ₹3.73 Lakhs against Machinery is secured by way of hypothecation of specified Machinery/ Equipment. The term loan bear interest rate 9.51%. The same is repayable in 12 monthly installments that commenced from 01.06.2019.
- Vehicle Loan outstanding from HDFC Bank of ₹0.60 Lakhs is secured by way of hypothecation of specified vehicle. The term loan bear interest rate 8.40%. The same is repayable in 36 monthly installments that commenced from 07.05.2017.
- Vehicle loan outstanding from HDFC Bank of ₹17.53 Lakhs against Bus is secured by hypothecation of specified vehicle. The term loan bear interest rate is 9.00%. The same is repayable in 36 monthly installments that commenced 05.11.2019.

As at 31st March, 2019 - Security details

- Term Loan outstanding from HDFC Bank of ₹65.55 Lakhs against Machinery is secured by way of hypothecation of specified Machinery/ Equipment. The term loan bear interest rate 8.40%. The same is repayable in 59 monthly installments that commenced from 01.05.2018.
- Term Loan outstanding from HDFC Bank of ₹14.20 Lakhs against Machinery is secured by way of hypothecation of specified Machinery/ Equipment. The term loan bear interest rate 8.40%. The same is repayable in 59 monthly installments that commenced from 05.06.2018.
- Vehicle Loan outstanding from HDFC Bank of ₹7.42 Lakhs is secured by way of hypothecation of specified vehicle. The term loan bear interest rate 8.40%. The same is repayable in 36 monthly installments that commenced from 07.05.2017.

24 OTHER NON-CURRENT FINANCIAL LIABILITIES

(₹ in Lakhs)

Particulars	As at 31.03.2020	As at 31.03.2019
Security deposits (Lease rent)	312.01	284.20
Lease License equalization	-	1,506.37
Total	312.01	1,790.57

25 NON CURRENT PROVISIONS

(₹ in Lakhs)

Particulars	As at 31.03.2020	As at 31.03.2019
Provision for Gratuity (Refer note 43)	649.28	469.41
Total	649.28	469.41

Notes to the financial statements for the year ended 31st March, 2020 (Contd.)

26 OTHER NON-CURRENT LIABILITIES

(₹ in Lakhs)

Particulars	As at 31.03.2020	As at 31.03.2019
Contract Liability-		
Mobilisation Advance	6,795.56	4,455.53
Deferred revenue - rental	5.71	18.26
Total	6,801.27	4,473.79

27 CURRENT BORROWINGS

(₹ in Lakhs)

Particulars	As at 31.03.2020	As at 31.03.2019
Secured		
Working Capital Loan from Banks	2,400.28	3,026.66
Unsecured		
From related party (Refer note 46)	2,250.00	2,997.13
Total	4,650.28	6,023.79

Working Capital loans From various banks are secured by way of

- First pari-passu charge on all existing and future current assets of the company.
- Pari-passu charge on current assets / fixed assets to IDFC Bank Limited so as to provide 1.0x cover.
- Equitable mortgage of properties situated as B-21, Geetanjali Enclave, New Delhi owned by promoter director with Yes Bank Limited.
- Pledge of 1,02,71,380 No. of equity shares to Punjab & Sind bank, 20,00,000 equity shares to Bank of Maharashtra, 22,99,000 equity shares with Yes Bank Limited, 7,55,000 equity shares with RBL Bank Limited and 5,40,000 equity shares with IDFC Bank Limited by promoter directors and their relatives.
- Personal Guarantees of directors (i) Mr. Bikramjit Ahluwalia (ii) Mr. Shobhit Uppal (iii) Mr. Vikas Ahluwalia, and relative of the directors (iv) Mrs. Sudershan Walia.
- The working capital loan from Banks bear floating interest rate ranging from MCLR plus 0.75% to 2.90%.
- Loan against FDR from HDFC Bank amounting to ₹800 Lakhs carrying interest rate @ 8%.
- Unsecured loan is interest free and payable on demand.

28 TRADE PAYABLES

(₹ in Lakhs)

Particulars	As at 31.03.2020	As at 31.03.2019
Total outstanding dues of Micro Enterprises and Small Enterprises (Refer note 42)	499.94	436.67
Total outstanding dues of creditors other than Micro Enterprises and Small Enterprises	51,809.79	42,415.82
Total	52,309.73	42,852.49

29 OTHER CURRENT FINANCIAL LIABILITIES

(₹ in Lakhs)

Particulars	As at 31.03.2020	As at 31.03.2019
Current maturities of term loan from banks (Refer note 23)	26.01	17.44
Current maturities of vehicle loan from banks (Refer note 23)	6.90	6.82
Interest accrued on borrowings	0.58	0.67
Unpaid Dividend *	0.32	0.17
Lease License equalization	-	112.94
Others		
Interest payable on tax demands	894.77	894.66
Other payables to related parties(Refer note 46)	258.18	305.05
Other payables	3,083.33	2,349.56
Total	4,270.09	3,687.31

* To be transferred to Investor Education and Protection Fund as and when due.



Notes to the financial statements for the year ended 31st March, 2020 (Contd.)

30 OTHER CURRENT LIABILITIES

(₹ in Lakhs)

Particulars	As at 31.03.2020	As at 31.03.2019
Contract Liabilities		
(i) Mobilisation Advance	13,918.71	10,097.05
(ii) Advance Against Material at Site	5,462.94	3,197.53
Sub-total	19,381.65	13,294.58
Advance from customers	58.80	-
Dues to Statutory Authorities	2,448.25	1,872.53
Deferred revenue - rental	15.57	21.72
Total	21,904.27	15,188.83

31 CURRENT PROVISIONS

(₹ in Lakhs)

Particulars	As at 31.03.2020	As at 31.03.2019
For Gratuity (Refer note 43)	277.60	244.28
Total	277.60	244.28

32 REVENUE FROM OPERATIONS

(₹ in Lakhs)

Particulars	Year Ending 31.03.2020	Year Ending 31.03.2019
Construction Contract Revenue (A)	1,86,867.01	1,72,288.12
Other Operating Revenue (B)		
Lease Rental Income [refer note 45(c)]	617.94	448.77
Sale of Scrap	547.75	707.44
Sale of Inventory Properties (Flats)	459.99	2,027.11
Total (B)	1,625.68	3,183.32
Total (A+B)	1,88,492.69	1,75,471.44

33 OTHER INCOME

(₹ in Lakhs)

Particulars	Year Ending 31.03.2020	Year Ending 31.03.2019
Interest Income on		
Financial assets held at amortised cost		
- Fixed deposits with banks (Tax deducted at source ₹80.00 Lakhs Previous Year ₹52.40 Lakhs)	805.76	537.98
- Others	180.80	251.29
Other non operating income		
Rent	-	3.94
Liabilities written back	51.57	166.71
Gain on sale of property, plant & equipment [Net of loss of ₹0.13 Lakhs (Previous Year ₹0.25 Lakhs)]	6.17	17.37
Total	1,044.30	977.29

34 COST OF MATERIAL CONSUMED

(₹ in Lakhs)

Particulars	Year Ending 31.03.2020	Year Ending 31.03.2019
Inventories at the beginning of the year	8,544.22	5,474.56
Add : Purchases	97,512.97	80,539.38
Less : Inventories at the end of the year	16,143.08	8,544.22
Cost of material consumed	89,914.11	77,469.72
Cost of sale of inventory property (Refer note 14)	553.55	2,596.13
Total	90,467.66	80,065.85

Notes to the financial statements for the year ended 31st March, 2020 (Contd.)

35 CONSTRUCTION EXPENSES

(₹ in Lakhs)

Particulars	As at 31.03.2020	As at 31.03.2019
Sub-Contracts	50,363.68	47,017.55
Professional Charges	1,018.71	826.61
Power & Fuel	3,102.52	3,125.13
Machinery & Shuttering Hire Charges	2,351.00	1,584.76
Machinery Repair & Maintenance	1,151.04	857.76
Commercial Vehicle Running & Maintenance	51.34	47.89
Testing Expenses	245.76	107.30
Insurance Expenses	345.62	332.58
Watch & Ward Expenses	1,129.16	1,010.52
Site Maintenance Expenses	150.05	26.48
Total	59,908.88	54,936.58

36 EMPLOYEE BENEFIT EXPENSES

(₹ in Lakhs)

Particulars	AS AT 31.03.2020		AS AT 31.03.2019	
Staff Cost				
Salaries and other benefits (Including Directors Remuneration ₹392.10 Lakhs Previous Year ₹417.19 Lakhs)	10,662.33		9,291.84	
Employees Welfare	451.33		461.48	
Employer's Contribution to Provident and Other Funds	463.08		323.21	
Gratuity Expenses (Refer note 43)	235.33	11,812.07	208.08	10,284.61
Labour Cost				
Labour Wages & other benefits	2,338.86		2,495.94	
Contribution to Provident & Other Funds	179.33		226.60	
Labour Welfare	1,101.58	3,619.77	1,320.92	4,043.46
Total		15,431.84		14,328.07

37 FINANCE COSTS

(₹ in Lakhs)

Particulars	Year Ending 31.03.2020	Year Ending 31.03.2019
i. On Financial liabilities measured at amortised cost:		
- on Term Loans	8.02	7.17
- on Working Capital & Others	308.25	416.17
- on Mobilisation Advance	1,526.65	535.59
ii. Interest on lease liability	392.43	-
iii. On Unwinding of discount resulting in increase in financial liabilities (Security deposit)	23.43	19.98
iv. On net defined benefit liability	52.81	39.03
v. On Income Tax	4.74	47.92
vi. Interest on Tax demand (Indirect tax)	-	14.07
b. Other borrowing costs:		
i. Upfront/Processing fee	128.51	117.16
ii. Bank Charges and guarantee commission	1,054.93	725.31
Total	3,499.77	1,922.40

38 DEPRECIATION AND AMORTISATION EXPENSES

(₹ in Lakhs)

Particulars	Year Ending 31.03.2020	Year Ending 31.03.2019
Depreciation on Property, Plant & Equipment	2,722.55	2,418.22
Depreciation on Investment Property	426.89	310.22
Depreciation on Right of Use Assets	5.32	-
Amortisation of Intangible Assets	32.39	27.35
Total	3,187.15	2,755.79



Notes to the financial statements for the year ended 31st March, 2020 (Contd.)

39 OTHER EXPENSES

(₹ in Lakhs)

Particulars	Year Ending 31.03.2020	Year Ending 31.03.2019
Electricity & Water Charges	66.10	53.64
Rent	588.79	427.73
Travelling & Conveyance Expenses	374.31	321.89
Professional Charges	817.92	650.75
Repairs & Maintenance :		
Building	1.30	13.26
Others	314.40	221.12
Vehicle Running & Maintenance	259.73	212.21
Postage, Telegram and Telephone Expenses	67.07	61.29
Printing and Stationery	153.05	144.99
Advertisement	54.30	25.77
Business Promotion	64.11	28.35
Charity & Donation (other than political parties)	6.32	2.41
Insurance Charges	53.32	47.35
Watch & Ward Expenses	57.53	48.64
Rates & Taxes	64.94	46.31
Workman Compensation	7.00	4.10
Exchange Fluctuation (Net)	18.13	28.31
Auditor's Remuneration (refer note 44)	34.25	26.36
Bad Debts Written off	4,214.16	979.95
Provision for doubtful debts	-	124.59
License fee RSRTC	-	643.74
CSR Expenditure (refer note 51)	68.07	11.07
Irrecoverable amount written off / Loss in value	17.54	235.20
Directors Sitting Fees	8.00	12.60
Miscellaneous Expenses	72.38	121.30
Total	7,382.72	4,492.93

40 CONTINGENT LIABILITIES AND COMMITMENTS (TO THE EXTENT NOT PROVIDED FOR)

(₹ in Lakhs)

Particulars	As at 31.03.2020	As at 31.03.2019
i) Contingent liabilities		
a) Claims against the company not Acknowledged as debts		
(i) Value Added Tax liability	987.29	1,092.17
(ii) Excise duty demand	665.75	474.01
(iii) Service tax demand on alleged :-		
- Wrong availment of abatement on account of free supply of material by the Client	598.98	598.98
- Composition scheme	1,193.76	1,193.76
- Exempted projects	2,076.70	2,076.70
- Others	1,013.09	1,269.37
(iv) Provident fund demand	5,457.34	5,457.34
(v) Demand of stamp duty on Real Estate Project	57.42	57.42
(vi) Other Claims not Acknowledged as debts against the company	3,604.33	3,594.99
b) Guarantees		
Guarantees given by the bankers on behalf of the company :-		
Performance	53,276.89	42,806.68
Other	56,289.49	45,605.10
Indemnity Bonds/Performance Bonds/ Surety Bonds / Corporate guarantees given to clients	2,172.72	2,199.80
c) Other money for which the company is contingently liable	-	-

Notes to the financial statements for the year ended 31st March, 2020 (Contd.)

The Company does not expect any reimbursement in respect of the above contingent liabilities and it is not practicable to estimate the timings of the cash outflows, if any. In respect of the matters above resolution of the arbitration/ appellate proceedings are pending and it is not probable that an outflow of resources will be required to settle the above obligations/claims.

Based on discussions with the advocates & consultants, the Company believes that there are fair chance of decisions in its favour in respect of all items listed in (a)(i) to (a)(vi) above. The replies/appeals have been filed before appropriate authorities/Courts. Disposal is awaited. The Company does not expect any outflow of economic resources in respect of the above and therefore no provision is made in respect thereof.

- ii) There are numerous interpretative issues relating to the Supreme Court Judgement on Provident Fund (PF) dated 28th February, 2019. As a matter of caution, the Company recognise liability on a prospective basis effective from April 2019. The Company will update its provision, on receiving further clarity on the subject.

iii) **Commitments**

(₹ in Lakhs)

Particulars	As at 31st March, 2020	As at 31st March, 2019
Estimated amount of contracts remaining to be executed on capital account and not provided for	0.71	424.91
Estimated amount of contracts remaining to be executed on other than capital account and not provided for	2,107.42	239.78

- 41 'Non-current trade receivables' and retention money include ₹7,910.72 Lakhs (31 March 2019: ₹8,829.49 Lakhs) outstanding as at 31 March 2020 based on the terms and conditions implicit in the contracts and other receivables in respect of closed/suspended projects. These claims are mainly in respect of cost over-run arising due to additional work, caused delays, suspension of projects, deviation in design and change in scope of work and other aspects; for which Company is at various stages of negotiation/discussion with the clients or under arbitration. In certain cases customers have lodged counter claims against the Company. Considering the contractual tenability, progress of negotiation/ discussion with the client, the management is confident of recovery of these receivables.

- 42 The Company has initiated the process of obtaining confirmation from suppliers who have registered themselves under the Micro Small Medium Enterprises Development Act, 2006 (MSMED Act, 2006). Based on the information available with the Company, the balance due to Micro Small Enterprises as defined under the MSMED Act, 2006 is as under:

(₹ in Lakhs)

Details of dues to Micro Small & Medium Enterprises Development (MSMED) Act, 2006	As at 31st March, 2020	As at 31st March, 2019
i) The principal amount & the interest due thereon remaining unpaid at the end of the year :		
Principal Amount	499.94	436.67
Interest Due thereon	44.72	6.42
ii) Payments made to suppliers beyond the appointed day during the year :		
Principal Amount	88.76	829.47
Interest Due thereon	1.19	19.80
iii) The amount of interest due and payable for the period of delay in making payment (which have been paid but beyond the appointed day during the year) but without adding the interest specified under Micro Small and Medium Enterprise Development Act, 2006	-	-
The amount of interest accrued and remaining unpaid at the end of the year; and	45.90	26.22
The amount of further interest remaining due and payable even in the succeeding years, until such date when the interest dues as above are actually paid to the small enterprise for the purpose of disallowance as a deductible expenditure under section 23 of the Micro Small and Medium Enterprise Development Act, 2006.	-	-

The information has been given in respect of such vendor to the extent they could be identified as Micro and Small Enterprises as per MSMED Act, 2006 on the basis of information available with the company and in cases of confirmation from vendors, interest for delayed payments has not been provided amounting to ₹45.90 Lakhs (31st March, 2019 - ₹26.22 Lakhs).



Notes to the financial statements for the year ended 31st March, 2020 (Contd.)

43 EMPLOYEE BENEFITS

Refer note 2.13 for accounting policy on Employee Benefits.

A. Defined contribution plans

- i. Provident Fund/Employees' Pension Fund
- ii. Employees' State Insurance

The Company has recognised following amounts as expense in the Statement of Profit and Loss :

Particulars	(₹ in Lakhs)	
	For the Year ended 31st March, 2020	For the Year ended 31st March, 2019
Included in contribution to Provident and Other Funds (Refer Note 36)		
Employer's contribution to Provident Fund/Employees' Pension Fund	642.42	549.81
Included in Employee and Labour Welfare (Refer Note 36)		
Contribution paid in respect of Employees' State Insurance Scheme	58.56	145.89

B. Defined Benefit Plan

Gratuity: The Company has a defined benefit gratuity plan. Every employee who has completed five years or more of service gets a gratuity on departure at 15 days salary (last drawn salary) for each completed year of service. The scheme is funded.

(i) Balance Sheet

The assets, liabilities and surplus/(deficit) position of the defined benefit plans at the Balance Sheet date were:

	(₹ in Lakhs)	
	Defined Benefit Plan- Gratuity (Funded)	
	As at 31st March, 2020	As at 31st March, 2019
Present value of obligation	2,285.91	2,020.41
Fair value of plan assets	1,359.03	1,306.72
(Asset)/Liability recognised in the Balance Sheet	926.88	713.69
Net liability-current (Refer Note 31)	277.60	244.28
Net liability-non-current (Refer Note 25)	649.28	469.41
	926.88	713.69

(ii) Movements in Present Value of Obligation and Fair Value of Plan Assets

	(₹ in Lakhs)		
	Plan Assets	Plan Obligation	Total
As at April 01, 2018	920.04	1,454.76	534.71
Current service cost	-	208.08	208.08
Past service cost	-	-	-
Interest cost	-	106.20	106.20
Interest income	67.16	-	(67.16)
Return on plan assets excluding interest income	22.97	-	(22.97)
Actuarial (gain)/loss arising from changes in demographic assumptions	-	-	-
Actuarial (gain)/loss arising from changes in financial assumptions	-	(12.46)	(12.46)
Actuarial (gain)/loss arising from experience adjustments	-	316.91	316.91
Employer contributions	349.62	-	(349.62)
Employee contributions	-	-	-
Assets acquired/ (settled)	-	-	-
Benefit payments	(53.09)	(53.09)	-
As at 31st March, 2019	1,306.72	2,020.41	713.69
As at April 01, 2019	1,306.72	2,020.41	713.69
Current service cost	-	235.33	235.33
Past service cost	-	-	-
Interest cost	-	149.51	149.51
Interest income	96.70	-	(96.70)
Return on plan assets excluding interest income	0.14	-	(0.14)
Actuarial (gain)/loss arising from changes in demographic assumptions	-	(11.71)	(11.71)
Actuarial (gain)/loss arising from changes in financial assumptions	-	(390.60)	(390.60)
Actuarial (gain)/loss arising from experience adjustments	-	400.11	400.11
Employer contributions	72.61	-	(72.61)
Employee contributions	-	-	-
Assets acquired/ (settled)	-	-	-
Benefit payments	(117.13)	(117.13)	-
As at 31st March, 2020	1,359.03	2,285.91	926.88

Notes to the financial statements for the year ended 31st March, 2020 (Contd.)

(iii) Statement of Profit and Loss

The charge to the Statement of Profit and Loss comprises:

(₹ in Lakhs)

	Defined Benefit Plan- Gratuity (Funded)	
	Year ended 31st March, 2020	Year ended 31st March, 2019
Expenses recognised in the Statement of Profit and Loss for the year		
Employee Benefit Expenses :		
Current service cost	235.33	208.08
Past service cost	-	-
Finance costs :		
Interest cost	149.51	106.20
Interest income	(96.70)	(67.16)
Net impact on profit (before tax)	288.15	247.12
Recognised in other comprehensive income for the year		
Remeasurement of the net defined benefit plans:		
Actuarial (gain)/loss arising from changes in demographic assumptions	(11.71)	-
Actuarial (gain)/loss arising from changes in financial assumptions	(390.60)	(12.46)
Actuarial (gain)/loss arising from experience adjustments	400.11	316.91
Return (gain)/loss on plan assets excluding interest income	(0.14)	(22.97)
Net impact on other comprehensive income (before tax)	(2.35)	281.49

(iv) Assets

The fair value of plan assets at the Balance Sheet date for the defined benefit plans for each category are as follows:

	Defined Benefit Plan- Gratuity (Funded)	
	As at 31st March, 2020	As at 31st March, 2019
The major categories of plan assets as a percentage of total		
Insurer managed funds	100%	100%
The Trustees have taken policy from Life Insurance Corporation of India (LIC) and pays premium. LIC in turn manages the assets which is within the permissible limits prescribed in the insurance regulations. The Company does not foresee any material risk from these investments.		

(v) Assumptions

	Defined Benefit Plan- Gratuity (Funded)	
	As at 31st March, 2020	As at 31st March, 2019
Financial/Economic Assumptions		
Discount rate (per annum)	6.70%	7.40%
Salary escalation rate (per annum)	5.00%	8.00%
Demographic Assumptions		
Retirement age	85 years- For Bikramjit Ahluwalia	80 years- For Bikramjit Ahluwalia
	60 years- For all others	60 years- For all others
Mortality table	Indian Assured Lives Mortality (2012-14) Ult.	Indian Assured Lives Mortality (2006-08) Ult.
Withdrawal Rates		
Ages (years)		
All ages	7% per annum	8% per annum

Notes:-

(i) The actuarial valuation of plan assets and the present value of the defined benefit obligation were carried out as at 31st March, 2020. The present value of the defined benefit obligation and the related current service cost and past service cost, were measured using the Projected Unit Credit Method.

(ii) Discount rate is based on the prevailing market yields of Indian Government securities as at the Balance Sheet date for the estimated term of the obligations.

(iii) The salary escalation rate is arrived after taking into consideration the inflation, seniority, promotion and other relevant factors on long term basis.



Notes to the financial statements for the year ended 31st March, 2020 (Contd.)

(vi) Sensitivity Analysis

The sensitivity of the overall plan obligations to changes in the key assumptions are:

(₹ in Lakhs)

	Defined Benefit Plan- Gratuity			
	As at 31st March, 2020		As at 31st March, 2019	
	Change in assumption	Change in Defined Benefit Obligation	Change in assumption	Change in Defined Benefit Obligation
Discount rate (per annum) - Increase	1.00%	(140.32)	1.00%	(116.87)
- Decrease	1.00%	157.70	1.00%	131.58
Salary escalation rate (per annum) - Increase	1.00%	158.81	1.00%	129.53
- Decrease	1.00%	(143.75)	1.00%	(117.28)

The sensitivity analyses above have been determined based on reasonably possible changes of the respective assumptions occurring at the end of the year and may not be representative of the actual change. It is based on a change in the key assumption while holding all other assumptions constant. When calculating the sensitivity to the assumption, the same method used to calculate the liability recognised in the Balance Sheet has been applied. The methods and types of assumptions used in preparing the sensitivity analysis did not change compared with the previous year.

(vii) Maturity profile of defined benefit obligation

(₹ in Lakhs)

	As at 31st March, 2020	As at 31st March, 2019
Weighted average duration of the defined benefit obligation Expected benefit payments within next-	10 years	10 years
I year	217.60	422.14
II year	233.67	140.67
III year	178.10	156.51
IV year	169.30	119.76
V year	297.35	114.95
thereafter	1,189.89	1,066.38

Expected contribution to the defined benefit plan (Gratuity) for the next annual reporting period ₹277.60 Lakhs (31st March, 2019 : ₹244.28 Lakhs)

44 STATUTORY AUDITORS' REMUNERATION

(Net of GST)

The charge to the Statement of Profit and Loss comprises:

(₹ in Lakhs)

Particulars	For the year ended 31st March, 2020	For the year ended 31st March, 2019
(i) Statutory Audit / Limited Review Fee	28.00	20.00
(ii) Tax Audit Fee	4.00	4.00
(iii) Certification & other matters	0.73	0.98
(iv) Out of pocket expenses	1.52	1.39
Total	34.25	26.36

45 LEASES

(a) Change in Accounting Policy

Except as specified below, the company has consistently applied the accounting policies to all periods presented in this financial statement. The company has applied Ind AS 116 with the date of initial application of 1st April, 2019. As a result, the company has changed its accounting policy for lease contracts as detailed below.

The company has applied Ind AS 116 using the modified retrospective approach, under which the cumulative effect of initial application is recognized in retained earnings as at 1st April, 2019. The impact of change in accounting policy on account on adoption of Ind AS 116 is as follows :

Particulars	(₹ in Lakhs)
Increase in lease liability by	1,580.14
Increase in rights of use by	3,292.00
Increase/(Decrease) in Deferred tax assets by	(121.24)
Increase/(Decrease) in Retained Earnings by	360.49
Increase in finance cost by	930.90
Increase in depreciation by	299.22

Notes to the financial statements for the year ended 31st March, 2020 (Contd.)

Particulars	(₹ in Lakhs)
Lease commitments as at 31 March 2019	1,619.32
Add/(less): Contracts reassessed as lease contracts	2,511.04
Add/(less): adjustments on account of extension/termination	-
Lease liabilities as on 1 April 2019	4,130.36
Current Lease Liabilities	165.91
Non-Current Lease Liabilities	3,964.45

Right of use assets of ₹2,992.77 Lakhs and lease liabilities of ₹2,511.04 Lakhs have been recognised as on 1st April, 2019.

(b) Company as a Lessee

(i) The Company has developed Commercial Complex (Right of Use) under license arrangement with RSRTC- (Refer Note No. 5). The Company has a right to Sub-lease Commercial Complex.

(ii) The Company has taken various residential, office and warehouse premises under operating lease agreements. These are generally not non-cancellable and are renewable by mutual consent. There are no restrictions imposed by Lease Agreement. There are no subleases. The disclosure with respect to the said non-cancellable lease are as follows :

i) Carrying value of right of use assets at the end of the reporting period by class :

Particulars	Lands	Investment Properties	Total
Balance as at 1st April 2019	-	8,602.47	8,602.47
Impact on account of adoption of Ind AS-116 (Refer note 3, 4 & 5)	336.82	2,992.77	3,329.59
Additions during the year	-	68.17	68.17
Depreciation Charge for the year	5.32	426.89	432.20
Balance as at 31st March 2020	331.50	11,236.52	11,568.03

ii) The following is the movement in lease liabilities during the year ended 31st March, 2020 :

Particulars	Total
Lease liabilities as on 1 April 2019	4,130.36
Add : Additions	-
Add : Finance cost accrued during the period	392.43
Less : Deletions	-
Less : Payment of lease liabilities	154.24
Lease liabilities as on 31 March 2020	4,368.55
Current Lease Liabilities	182.50
Non-Current Lease Liabilities	4,186.05

iii) Maturity analysis of lease liabilities :

Maturity analysis – Contractual undiscounted cash flows	As at 31st March, 2020	As at 31st March, 2019
Not later than one year	182.51	121.09
Later than one year and not later than five years	931.71	770.01
More than five years	17,334.54	17,844.66
Total undiscounted lease liabilities	18,448.75	18,735.75

iv) Amounts recognised in Statement of profit or loss :

Particulars	As at 31st March, 2020	As at 31st March, 2019
Interest on lease liabilities	392.43	-
Expenses relating to short-term leases (Rent)	588.79	427.73
Expenses relating to leases of low-value assets, excluding short-term leases of low value assets	-	-



Notes to the financial statements for the year ended 31st March, 2020 (Contd.)

- v) The Company has entered into leases for lands. These leases are generally for a period ranging 90 years to 99 years. No part of the land has been sub leased. Except for the initial payment, there are no material annual payments for the aforesaid leases. Refer Note 3 & 4 for carrying value.

(c) Company as a Lessor

Operating Lease:

The Company has given Right of Use Asset (Commercial Complex) on sublease under non-cancellable operating lease agreements. The disclosure with respect to the said non-cancellable lease are as follows :

Particulars	(₹ in Lakhs)	
	As at 31st March, 2020	As at 31st March, 2019
(i) Operating sub-lease receipts recognised in the Statement of Profit and Loss	366.59	448.77
(ii) Operating lease income relating to variable lease payments that do not depend on an index or a rate	251.35	-
Total operating lease revenue	617.94	448.77
(iii) Future minimum rental receivables under non-cancellable operating lease		
[Contractual undiscounted cash flows]		
Not later than one year	595.27	543.78
Later than one year and not later than five years	2,507.48	2,460.82
More than five years	7,596.21	7,562.75

46 RELATED PARTY DISCLOSURES

(i) Names of related parties and nature of relationships: (as ascertained by management)

a) Wholly owned Subsidiary Companies :

M/s. Dipesh Mining Pvt. Ltd.
M/s. Jiwanjyoti Traders Pvt. Ltd.
M/s. Paramount Dealcomm Pvt. Ltd.
M/s. Prem Sagar Merchants Pvt. Ltd.
M/s. Splendor Distributors Pvt. Ltd.

b) Key managerial personnel:

Mr. Bikramjit Ahluwalia	Chairman & Managing Director
Mr. Shobhit Uppal	Deputy Managing Director
Mr. Vinay Pal	Whole time Director (resigned w.e.f. 31.05.2019)
Mr. Vikas Ahluwalia	Whole time Director
Mr. Sanjiv Sharma	Whole time Director (w.e.f. 01.08.2019)
Mrs. Mohinder Sahlot	Independent Non-Executive Director
Mr. Arun Kumar Gupta	Independent Non-Executive Director
Mr. S.K. Chawla	Independent Non-Executive Director
Mr. Rajender Prashad Gupta	Independent Non-Executive Director (w.e.f. 24.07.2019)
Dr. Sushil Chandra	Independent Non-Executive Director
Mr. Satbeer Singh	Chief Financial Officer
Mr. Vipin Kumar Tiwari	Company Secretary

c) Relative of key managerial personnel & Relationship :

Mrs. Sudershan Walia	Wife of Chairman & Managing Director
Mrs. Rohini Ahluwalia	Daughter of Chairman & Managing Director
Mrs. Rachna Uppal	Wife of Deputy Managing Director
Mr. Vikas Ahluwalia	Son of Chairman & Managing Director
Mrs. Mukta Ahluwalia	Daughter of Chairman & Managing Director

d) Enterprises owned and controlled by Key management personnel and by their relatives :

M/s. Ahluwalia Construction Group (Proprietor Mr. Bikramjit Ahluwalia)
M/s. Tidal Securities Private Limited

Notes to the financial statements for the year ended 31st March, 2020 (Contd.)

(ii) Transactions with related parties during the year :

(₹ in Lakhs)

Nature of Transactions	Nature of Relationship	For the year ended 31st March, 2020	For the year ended 31st March, 2019
Rent paid			
Sudershan Walia	Relative of Key Management Personnel	54.00	54.00
Rachna Uppal		12.00	12.00
Rohini Ahluwalia		-	7.20
Mukta Ahluwalia		6.00	6.00
Ahluwalia Construction Group	Enterprises owned and controlled by management personnel and by their relatives	3.00	3.00
Dividend paid			
Bikramjit Ahluwalia	Key Management Personnel	23.98	23.88
Shobhit Uppal		12.92	12.92
Vikas Ahluwalia		0.10	0.10
Sudershan Walia	Relative of Key Management Personnel	66.76	66.76
Rachna Uppal		3.68	3.68
Rohini Ahluwalia		8.95	8.95
Mukta Ahluwalia		0.10	0.10
Tidal Securities Private Limited	Enterprises owned and controlled by management personnel and by their relatives	0.08	0.08
Unsecured Loan taken and interest paid			
Bikramjit Ahluwalia			
Unsecured Loan	Taken	-	1,620.00
	Repaid	747.13	300.00
Interest Paid		-	-
Loan given and interest received			
Vipin Kumar Tiwari			
Loan	Given	3.02	1.60
	Repaid	3.02	2.90
Interest received		0.03	0.07
Satbeer Singh			
Loan	Given	1.55	5.06
	Repaid	2.30	4.03
Interest received		0.16	0.15
Managerial Remuneration			
Bikramjit Ahluwalia			
- Short-term employee benefits		126.00	126.00
- Post-employment benefits		-	-
- Other long-term benefits		-	-
- Termination benefits*		234.79	243.57
Shobhit Uppal			
- Short-term employee benefits	Key Management Personnel	168.00	168.00
- Post-employment benefits		-	-
- Other long-term benefits		-	-
- Termination benefits*		192.83	208.44
Vinay Pal			
- Short-term employee benefits		10.90	63.19
- Post-employment benefits		-	-
- Other long-term benefits		-	-
- Termination benefits*		-	28.45



Notes to the financial statements for the year ended 31st March, 2020 (Contd.)

(₹ in Lakhs)

Nature of Transactions	Nature of Relationship	For the year ended 31st March, 2020	For the year ended 31st March, 2019	
Vikas Ahluwalia	Key Management Personnel	-	-	
- Short-term employee benefits		60.00	60.00	
- Post-employment benefits		-	-	
- Other long-term benefits		-	-	
- Termination benefits*		3.92	2.20	
Sanjiv Sharma				
- Short-term employee benefits		27.20	-	
- Post-employment benefits		-	-	
- Other long-term benefits		-	-	
- Termination benefits*		1.28	-	
Mohinder Kaur Sahlot				
- Director Sitting Fees		2.20	3.20	
Arun Kumar Gupta				
- Director Sitting Fees		2.40	3.20	
S.K. Chawla				
- Director sitting fees		-	3.00	
Sushil Chandra				
- Director Sitting Fees		2.40	3.20	
Rajender Prasad Gupta				
- Director Sitting Fees		1.00	-	
Satbeer Singh				
- Short-term employee benefits	30.31	29.30		
- Post-employment benefits	-	-		
- Other long-term benefits	-	-		
- Termination benefits*	6.89	5.85		
Vipin Kumar Tiwari				
- Short-term employee benefits	20.64	18.26		
- Post-employment benefits	1.15	1.17		
- Other long-term benefits	-	-		
- Termination benefits*	9.32	7.11		
* Termination benefits (Gratuity are considered as per Actuarial Valuation Report)				

Notes to the financial statements for the year ended 31st March, 2020 (Contd.)

(iii) Balances Outstanding :

(₹ in Lakhs)

Particulars	Nature of Relationship	As at 31st March, 2020	As at 31st March, 2019
Investments			
Premasagar Merchants Pvt. Ltd.	Subsidiary Companies	116.35	116.35
Paramount Dealcomm Pvt. Ltd.		127.10	127.10
Splendor Distributors Pvt. Ltd.		127.60	127.60
Dipesh Mining Pvt. Ltd.		130.85	130.85
Jiwan Jyoti Traders Pvt. Ltd.		126.10	126.10
Loan due to Directors			
Bikramjit Ahluwalia	Key Management Personnel	2,250.00	2,997.13
Loan due from Key Management Personnel			
Satbeer Singh	Key Management Personnel	0.95	1.70
Due to related parties (Remuneration, Rent & Interest)			
Bikramjit Ahluwalia - Remuneration	Key Management Personnel	97.35	50.42
Shobhit Uppal - Remuneration		59.38	50.61
Vinay Pal - Remuneration		-	2.95
Vikas Ahluwalia - Remuneration	Relative of Key Management Personnel	16.01	23.76
Sudershan Walia - Rent		43.74	150.00
Sanjiv Sharma - Remuneration		2.25	-
Rachna Uppal - Rent		26.82	13.86
Rohini Ahluwalia - Rent		12.62	13.45
Pledge of Shares			
Bikramjit Ahluwalia 43,90,000 No. of shares of ₹2 each [31st March, 2019- 43,90,000 No. of shares of ₹2 each]	Key Management Personnel	87.80	87.80
Sudershan Walia 1,14,75,380 No. of shares of ₹2 each [31st March, 2019 - 1,14,75,380 No. of shares of ₹2 each]	Relative of Key Management Personnel	229.51	229.51

- No amount has been written off or provided for in respect of transactions with the related parties.

- (iv) Also refer note 23 & 27 as regards guarantees & mortgage of their immovable property received from key management personnel and their relatives in respect of borrowings availed by the company.

47 EARNINGS PER SHARE (EPS)

(₹ in Lakhs)

Particulars	For the year ended 31st March, 2020	For the year ended 31st March, 2019
Net Profit/(Loss) for calculation of Basic/Diluted EPS (₹ in Lakhs)	6,443.59	11,737.93
Weighted average number of shares in calculating Basic EPS and Diluted EPS	6,69,87,560	6,69,87,560
Nominal Value of each share	2	2
Earning Per Share:		
Basic (₹)	9.62	17.52
Diluted (₹)	9.62	17.52

Basic EPS amounts are calculated by dividing the profit for the year attributable to equity holders of the company by the weighted average number of equity shares outstanding during the year. Diluted EPS amounts are calculated by dividing the profit attributable to equity holders of the company by the weighted average number of equity shares outstanding during the year plus the weighted average number of Equity shares that would be issued on conversion of all the dilutive potential Equity shares into Equity Shares.



Notes to the financial statements for the year ended 31st March, 2020 (Contd.)

48 DISCLOSURE PURSUANT TO IND AS 115 "REVENUE FROM CONTRACTS WITH CUSTOMERS"

- (a) Disaggregation of revenue into operating segments and geographical areas for the year ended 31st March, 2020:

(₹ in Lakhs)

Segment	Revenue as per Ind AS 115			Total as per Profit and loss / Segment Reporting
	Domestic	Foreign	Total	
Construction Contract*	1,87,414.76	-	1,87,414.76	1,87,414.76
Lease Rental	617.94	-	617.94	617.94
Others (Inventory property)	459.99	-	459.99	459.99
Total	1,88,492.69	-	1,88,492.69	1,88,492.69

* Includes scrap sale of ₹547.75 lakhs

- Disaggregation of revenue into operating segments and geographical areas for the year ended 31st March, 2019:

(₹ in Lakhs)

Segment	Revenue as per Ind AS 115			Total as per Profit and loss / Segment Reporting
	Domestic	Foreign	Total	
Construction Contract*	1,72,995.56	-	1,72,995.56	1,72,995.56
Lease Rental	448.77	-	448.77	448.77
Others (Inventory property)	2,027.11	-	2,027.11	2,027.11
Total	1,75,471.44	-	1,75,471.44	1,75,471.44

* Includes scrap sale of ₹707.44 Lakhs.

- (b) Out of the total revenue recognised under Ind AS 115 during the year, ₹1,86,867.00 Lakhs (P.Y. ₹1,72,288.12 Lakhs) is recognised over a period of time and ₹1,625.69 Lakhs (P.Y. ₹3,183.33 Lakhs) is recognised at a point in time.

- (c) Movement in Expected Credit Loss during the year:

Provision on Trade Receivables covered under Ind AS 115

(₹ in Lakhs)

Particulars	31st March, 2020	31st March, 2019
Opening balance	1,192.10	1,067.52
Ind AS 115 transition impact	-	-
Changes in allowance for expected credit loss :		
Provision /(reversal) of allowance for expected credit loss	4,214.16	1,104.54
Write off as bad debts	(4,214.16)	(979.95)
Closing balance	1,192.10	1,192.10

- (d) Contract Balances :

(i) Movement in Contract Balances during the year:

(₹ in Lakhs)

Particulars	31st March, 2020	31st March, 2019	Net Increase/(Decrease)
Contract Assets	29,483.17	24,034.29	5,448.88
Contract Liabilities	26,177.22	17,750.12	8,427.10
Net Contract Balances	3,305.95	6,284.17	(2,978.22)

(ii) Revenue recognised during the year from opening balance of contract liabilities amounts to ₹16,101.74 Lakhs (P.Y. ₹9,312.24 Lakhs).

- (e) Cost to obtain the contract :

- (i) Amount of amortisation recognised in Profit and Loss during the year ₹Nil (P.Y. ₹Nil).
(ii) Amount recognised as assets as at 31st March, 2020: ₹Nil (P.Y. ₹Nil).

Notes to the financial statements for the year ended 31st March, 2020 (Contd.)

(f) Reconciliation of contracted price with revenue during the year :

(₹ in Lakhs)

Particulars	31st March, 2020	31st March, 2019
Opening contracted price of orders*	10,65,837.55	8,30,466.21
Add :		
Fresh orders/change orders received (net)	3,57,805.83	4,69,981.38
Increase due to additional consideration recognised as per contractual terms	4,737.31	27,855.14
Increase due to exchange rate movements (net)	-	-
Less :		
Orders completed during the year	1,33,715.95	2,27,769.77
Projects suspended/stopped during the year	59,565.93	34,695.40
Closing contracted price of orders*	12,35,098.81	10,65,837.55
Total Revenue recognised during the year	1,86,867.01	1,72,288.12
Less: Revenue out of orders completed during the year	11,820.11	11,731.88
Revenue out of orders under execution at the end of the year (I)	1,75,046.90	1,60,556.24
Revenue recognised upto previous year (from orders pending completion at the end of the year) (II)	3,50,695.41	3,14,404.92
Decrease due to exchange rate movements (net) (III)	-	-
Balance revenue to be recognised in future viz. Order book (IV)	7,09,356.49	5,90,876.39
Closing contracted price of orders* (I+II+III+IV)	12,35,098.81	10,65,837.55

*including full value of partially executed contracts.

(g) **Remaining performance obligations:** The aggregate amount of transaction price allocated to remaining performance obligations and expected conversion (as estimated by the management) of the same into revenue is as follows:

(₹ in Lakhs)

Particulars	Total	Expected conversion in revenue				
		Upto 1 Year	From 1 to 2 years	From 2 to 3 years	From 3 to 4 years	Beyond 4 years
Transaction price allocated to the remaining performance obligation						
31st March, 2020	7,09,356.49	1,32,952.79	2,22,061.02	2,30,264.22	1,24,078.46	-
31st March, 2019	5,90,876.39	1,83,732.04	1,77,291.45	1,66,666.20	63,186.70	-

49 FINANCIAL INSTRUMENTS, FINANCIAL RISKS AND CAPITAL RISKS MANAGEMENT POLICIES AND OBJECTIVES

I **Financial Instruments - Accounting classification, fair values and fair value hierarchy :**

The category wise details as to the carrying value and fair value of the Company's financial assets and financial liabilities including their levels in the fair value hierarchy are as follows:

(₹ in Lakhs)

Particulars	Levels	Carrying values as at		Fair values as at	
		31st March, 2020	31st March, 2019	31st March, 2020	31st March, 2019
1. Financial assets at					
a. Fair value through Profit & Loss		-	-	-	-
b. Fair value through other comprehensive income		-	-	-	-
c. Amortised cost					
Trade receivables	Level 2	59,726.46	59,499.25	59,726.46	59,499.25
Cash & cash equivalents	Level 1	16,498.68	13,758.19	16,498.68	13,758.19
Bank balances other than Cash & cash equivalents	Level 1	7,886.53	7,156.88	7,886.53	7,156.88
Loans	Level 2	800.82	728.51	800.82	728.51
Other financial assets	Level 2	3,585.31	3,069.04	3,585.31	3,069.04



Notes to the financial statements for the year ended 31st March, 2020 (Contd.)

(₹ in Lakhs)

Particulars	Levels	Carrying values as at		Fair values as at	
		31st March, 2020	31st March, 2019	31st March, 2020	31st March, 2019
2. Financial liabilities					
a. Fair value through Profit & Loss		-	-	-	-
b. Fair value through other comprehensive income		-	-	-	-
c. Amortised cost					
Borrowings	Level 2	4,704.86	6,086.70	4,704.86	6,086.70
Trade payables	Level 2	52,309.73	42,852.49	52,309.73	42,852.49
Lease liabilities	Level 2	4,368.54	-	4,368.54	-
Other financial liabilities	Level 2	4,582.09	5,477.88	4,582.09	5,477.88

Methods and assumptions used to estimate the fair values are consistent with those used for the year ended 31st March, 2019. The following methods / assumptions were used to estimate the fair values:

1. The carrying value of Cash and cash equivalents, trade receivables, trade payables, short-term borrowings, other current financial assets and financial liabilities approximate their fair value mainly due to the short-term maturities of these instruments.
2. Borrowings have fair values that approximate to their carrying amounts as it is based on the net present value of the anticipated future cash flows using rates currently available for debt on similar terms, credit risk and remaining maturities.
3. Security deposits received against leases and lease liabilities are fair valued at initial recognition. Valuation technique used and key inputs thereto for these Level 2 financial liabilities are determined using Discounted Cash Flow method using appropriate discounting rates. After initial recognition, they are carried at amortised cost.
4. There has been no change in the valuation methodology for Level 3 inputs during the year. There were no transfers between Level 1 and Level 2 during the year and no transfer into and out of Level 3 fair value measurements

II. Financial Risk Management Objectives and Policies

The Company's activities expose it to a variety of financial risks namely market risk, credit risk and liquidity risk. The Company's primary risk management focus is to minimize potential adverse effects of market risk on its financial performance. The Company's risk management assessment & policies and processes are established to identify and analyze the risks faced by the Company, to set appropriate risk limits and controls, and to monitor such risks and compliance with the same.

Risk assessment & management policies and processes are reviewed regularly to reflect changes in market conditions and the Company's activities. The Board of Directors and the Audit Committee is responsible for overseeing the Company's risk assessment & management policies and processes.

The Company's financial risk management policy is set by the management. Market risk is the risk of loss of future earnings, fair values or future cash flows that may result from a change in the price of a financial instrument. The value of a financial instrument may change as a result of changes in the interest rates, foreign currency exchange rates, equity prices and other market changes that affect market risk sensitive instruments. The Company manages market risk which evaluates and exercises independent control over the entire process of market risk management. The management recommends risk management objectives and policies, which are approved by Senior Management and the Audit Committee.

a. Credit Risk

Credit risk is the risk of financial loss to the Company if a customer or counterparty to a financial instrument fails to meet its contractual obligations, and arises principally from the Company's receivables from customers. Credit risk arises from cash held with banks as well as credit exposure to clients, including outstanding accounts receivable. The maximum exposure to credit risk is equal to the carrying value of the financial assets. The objective of managing counterparty credit risk is to prevent losses in financial assets. The Company assesses the credit quality of the counterparties, taking into account their financial position, past experience and other factors. The Company establishes an allowance for impairment that represents its expected credit losses in respect of trade and other receivables. The management uses a simplified approach for the purpose of computation of expected credit loss for trade receivables.

The Company's exposure to credit risk is influenced mainly by the individual characteristics of each customer. The demographics of the customer, including the default risk of the industry and country, in which the customer operates, also has an influence on credit risk assessment. Credit risk is managed through credit approvals, establishing credit limits, continuously monitoring the credit worthiness of customers to which the Company grants credit terms in the normal course of business and through regular monitoring of conduct of accounts.

An impairment analysis is performed at each reporting date on an individual basis for major customers. The history of trade receivables shows a negligible provision for bad and doubtful debts. The management believes that no further provision is necessary in respect of trade receivables based on historical trends of these customers. Further, the Company's exposure to customers is diversified.

The Company had one Customer (Central Govt. and State Govt. both) that owned the company more than ₹45,093.61 Lakhs (31st March, 2019 : ₹33,215.75 Lakhs) and accounted for approximately 57% (31st March, 2019 : 43%) of all the receivables outstanding.

Notes to the financial statements for the year ended 31st March, 2020 (Contd.)

The movement in the loss allowance in respect of trade and other receivables during the year was as follows:

(₹ in Lakhs)

Particulars	As at 31st March, 2020	As at 31st March, 2019
Opening Balance	1,192.10	1,067.52
Impairment loss recognised	4,214.16	1,104.54
Amount written off as bad debts	(4,214.16)	(979.95)
Closing Balance	1,192.10	1,192.10

The credit risk on liquid funds such as banks in current and deposit accounts is limited because the counterparties are banks with high credit ratings.

b) Liquidity Risk

Liquidity risk is the risk that the Company will not be able to meet its financial obligations as they become due. The Company manages its liquidity risk by ensuring, as far as possible, that it will always have sufficient liquidity to meet its liabilities when due.

Ultimate responsibility for liquidity risk management rests with the board of directors, which has established an appropriate liquidity risk management framework for the management of the Company's short-term, medium-term and long-term funding and liquidity management requirements. The Company manages liquidity risk by maintaining adequate reserves, banking facilities and committed borrowing facilities, by continuously monitoring forecast and actual cash flows, and by matching the maturity profiles of financial assets and liabilities and by monitoring rolling forecasts of its liquidity requirements to ensure it has sufficient cash to meet operational needs while maintaining sufficient headroom on its undrawn committed borrowing facilities at all times so that the Company does not breach borrowing limits or covenants (where applicable) on any of its borrowing facilities.

The table below provides details regarding the contractual maturities of financial liabilities including estimated interest payments based on contractual undiscounted payments.

(₹ in Lakhs)

Particulars	Carrying amount	upto 1 year	1-3 year	3-5 year	More than 5 year	Total contracted cash flows
As at 31st March, 2020						
Borrowings and interest thereon *	4,738.35	4,889.77	58.85	-	-	4,948.62
Trade payables	52,309.73	52,309.73	-	-	-	52,309.73
Lease Liabilities	4,368.54	182.50	421.59	510.12	17,334.54	18,448.75
Other financial liabilities (excluding current maturities of Long term borrowings)	4,548.61	4,236.60	312.01	-	-	4,548.61
Total Non-Derivative Liabilities	65,965.23	61,618.60	792.44	510.12	17,334.54	80,255.71
Derivatives						
Other financial liabilities	-	-	-	-	-	-
Total Derivative Liabilities	-	-	-	-	-	-

(₹ in Lakhs)

Particulars	Carrying amount	upto 1 year	1-3 year	3-5 year	More than 5 year	Total contracted cash flows
As at 31st March, 2019						
Borrowings and interest thereon *	6,111.64	6,323.14	47.54	23.81	-	6,394.50
Trade payables	42,852.49	42,852.49	-	-	-	42,852.49
Other financial liabilities (excluding current maturities of Long term borrowings)	5,452.94	3,662.38	632.62	421.59	736.37	5,452.95
Total Non-Derivative Liabilities	54,417.07	52,838.01	680.16	445.40	736.37	54,699.94
Derivatives						
Other financial liabilities	-	-	-	-	-	-
Total Derivative Liabilities	-	-	-	-	-	-

* The table has been drawn up based on the undiscounted contractual maturities of the financial liabilities including interest that will be paid on those liabilities upto the maturity of the instruments, ignoring the call and refinancing options available with the Company, if any. The amounts included above for variable interest rate instruments for non-derivative liabilities is subject to change if changes in variable interest rates differ to those estimates of interest rates determined at the end of the reporting period.

The above excludes any financial liabilities arising out of financial guarantee contract.

In respect of financial guarantees provided by the company to banks and financial institutions, the maximum exposure which the company is exposed to is the maximum amount which the company would have to pay if the guarantee is called upon. Based on the expectation at the end of the reporting period, the company considers that it is more likely than not that such an amount will not be payable under the guarantees provided.



Notes to the financial statements for the year ended 31st March, 2020 (Contd.)

Financing facilities :

The Company has access to financing facilities as described in below Note. The Company expects to meet its obligations from operating cash flows and proceeds of maturing financial assets.

(₹ in Lakhs)

Particulars	As at 31st March, 2020	As at 31st March, 2019
Secured bank loan facilities with various maturity dates through to 31st March, 2021 and which may be extended by mutual agreement:		
- amount used	87.50	87.18
- amount unused	-	-
Unsecured loans from promoter		
- amount used	2,250.00	2,997.13
- amount unused	-	-
Secured bank overdraft facility :		
- amount used	2,400.28	3,026.66
- amount unused	6,899.72	4,473.34
	9,300.00	7,500.00

Other Risk – Impact of COVID-19

Financial assets carried at fair values as at 31st March, 2020 is Nil and financial assets carried at amortised cost as at 31st March, 2020 is ₹88,497.81 Lakhs. Financial assets classified as Level 1 and Level 2 are having fair value of ₹88,497.81 Lakhs as at 31st March, 2020. The fair value of these assets have been determined considering uncertainties arising out of COVID-19. Financial assets of ₹24,385.22 Lakhs as at 31st March, 2020 carried at amortised cost is in the form of cash and cash equivalents, bank deposits and earmarked balances with banks where the Company has assessed the counterparty credit risk. Trade receivables of ₹59,726.46 Lakhs as at 31st March, 2020 forms a significant part of the financial assets carried at amortised cost which are valued considering provision for allowance using expected credit loss method. In addition to the historical pattern of credit loss, we have considered the likelihood of increased credit risk and consequential default considering emerging situations due to COVID-19. This assessment is not based on any mathematical model but an assessment considering the financial strength of the customers in respect of whom amounts are receivable. The Company has specifically evaluated the potential impact with respect to customers in Domestic segment which could have an immediate impact. The Company closely monitors its customers who are going through financial stress and assesses actions such as change in payment terms, recognition of revenue on collection basis etc., depending on severity of each case. Basis this assessment, the allowance for doubtful trade receivables of ₹1,192.10 Lakhs as at 31st March, 2020 is considered adequate.

c) Market Risk

Market risk is the risk of loss of future earnings, fair values or future cash flows that may result from adverse changes in market rates and prices (such as interest rates, foreign currency exchange rates and commodity prices) or in the price of market risk-sensitive instruments as a result of such adverse changes in market rates and prices. Market risk is attributable to all market risk-sensitive financial instruments and all short term and long-term debt. Market risk comprises three types of risk: interest rate risk, currency risk and other price risk, such as equity price risk and commodity risk. Financial instruments affected by market risk include loans and borrowings, deposits, FVTOCI investments, trade payables, trade receivables and other financial instruments. The Company is exposed to market risk primarily related to foreign exchange rate risk, interest rate risk and the market value of its investments. Thus, the Company's exposure to market risk is a function of investing and borrowing activities.

i. Foreign exchange risk

Foreign exchange risk is the risk that the fair value of future cash flows of financial instrument will fluctuate because of changes in foreign exchange rate. The Company has no material exposure to foreign exchange risk as it does not generally have any financial assets or liabilities which are denominated in a currency other than INR.

However, the following table sets forth information relating to foreign currency exposure (Unhedged) as on balance sheet dates:

Foreign Currency Liabilities / Assets	As at 31st March, 2020		As at 31st March, 2019	
	Foreign currency	Indian Rupees (In lakhs)	Foreign currency	Indian Rupees (In lakhs)
Currency				
Trade Payables & other liabilities				
USD	4,58,274.15	345.45	74,895.00	51.81
Euro	29,065.00	24.14	12,187.50	9.47

Notes to the financial statements for the year ended 31st March, 2020 (Contd.)

a. Foreign currency sensitivity analysis :

The following tables demonstrate the sensitivity to a reasonably possible change in exchange rates of USD, JPY and Euro with INR, with all other variables held constant. The impact on the Company's profit before tax is due to changes in the fair value of monetary assets and liabilities including non-designated foreign currency derivatives. The Company's exposure to foreign currency changes for all other currencies is not material.

(₹ in Lakhs)

Particulars	31st March, 2020		31st March, 2019	
	Effect on Profit before tax Gain/(Loss)		Effect on Profit before tax Gain/(Loss)	
5% movement	Strengthening of Foreign Currency	Weakening of Foreign Currency	Strengthening of Foreign Currency	Weakening of Foreign Currency
On Foreign Currency Liability :				
USD	17.27	(17.27)	2.59	(2.59)
Euro	1.21	(1.21)	0.47	(0.47)

ii. Interest rate risk

Interest rate risk is the risk that the fair value or future cash flows of a financial instrument will fluctuate because of changes in market interest rates. The Company's exposure to the risk of changes in market interest rates relates primarily to the Company's long-term debt obligations with floating interest rates.

The Company's investments in term deposits (i.e., margin money) with banks are for short durations, and therefore do not expose the Company to significant interest rates risk.

a. Interest rate risk exposure

The exposure of the Company's borrowing to interest rate changes at the end of the reporting period are as follows:

(₹ in Lakhs)

Particulars	As at 31st March, 2020	As at 31st March, 2019
Floating rate instruments :		
INR Borrowings	2,487.77	3,113.83

The table excludes non interest bearing/fixed rate of interest borrowings ₹ 2,250.00 Lakhs (31st March, 2019 : ₹ 2,997.13 Lakhs).

b. Interest rate sensitivity :

The sensitivity analysis below have been determined based on exposure to interest rates for borrowings at the end of the reporting period and the stipulated change taking place at the beginning of the financial year and held constant throughout the reporting period in case of borrowings that have floating rates.

If the interest rates had been 50 basis points higher or lower and all the other variables were held constant, the effect on interest expense for the respective financial years and consequent effect on Company's profit in that financial year would have been as below:

(₹ in Lakhs)

Particulars	Impact on Profit Before Tax	
	Year ended 31st March, 2020	Year ended 31st March, 2019
Floating rate instruments :		
50 basis points increase	(12.44)	(15.57)
50 basis points decrease	12.44	15.57

The assumed movement in basis points for the interest rate sensitivity analysis is based on the currently observable market environment.

III Capital Risk Management Policies and Objectives

The Company's objective while managing capital is to safeguard its ability to continue as a going concern (so that it is enabled to provide returns and create value for its shareholders, and benefits for other stakeholders), support business stability and growth, ensure adherence to the covenants and restrictions imposed by lenders and / or relevant laws and regulations, and maintain an optimal and efficient capital structure so as to reduce the cost of capital and to maximise shareholders value. In order to maintain or adjust the capital structure, the Company may adjust the dividend payment to shareholders, return capital to shareholders, issue new shares, obtain new borrowings or sell assets to reduce debt, etc.

The Company manages its capital structure and makes adjustments to it, in light of changes in economic conditions or its business requirements and the requirements of the financial covenants.

The Company monitors capital using a gearing ratio, which is net debt divided by total capital plus net debt. Net debt is calculated as interest bearing loans and borrowings less cash and cash equivalents.



Notes to the financial statements for the year ended 31st March, 2020 (Contd.)

The gearing ratio at the end of the reporting period was as follows:

(₹ in Lakhs)

Particulars	As at 31st March, 2020	As at 31st March, 2019
Debt	4,737.77	6,110.96
Lease liabilities	4,368.54	-
Cash and cash equivalents	(16,498.68)	(13,758.19)
Net debt	(7,392.37)	(7,647.23)
Total Equity	80,403.07	73,839.51
Capital and net debt	73,010.70	66,192.28
Gearing Ratio (%)	-10.13%	-11.55%

In order to achieve this overall objective, the Company's capital management, amongst other things, aims to ensure that it meets financial covenants attached to the interest-bearing loans and borrowings that define capital structure requirements. Breaches in meeting the financial covenants would permit the bank to immediately call loans and borrowings. There have been no breaches in the financial covenants of any interest-bearing loans and borrowings in the current period.

IV Changes in liabilities arising from financing activities

With effect from 01.04.2017, the Company adopted the amendments to Ind AS 7 - Statement of cash flows. The amendments require entities to provide disclosures that enable users of financial statements to evaluate changes in liabilities arising from financing activities, including both changes arising from cash flows and non-cash changes. To the extent necessary to satisfy this requirement, an entity discloses the following changes in liabilities arising from financing activities:

- Changes from financing cash flows
- Changes arising from obtaining or losing control of subsidiaries or other businesses
- The effect of changes in foreign exchange rates
- Changes in fair values
- Other changes

Paragraph 44C of Ind AS 7 states that liabilities arising from financing activities are liabilities for which cash flows were, or future cash flows will be, classified in the statement of cash flows as cash flows from financing activities. In addition, the disclosure requirement in paragraph 44A also applies to changes in financial assets (for example, assets that hedge liabilities arising from financing activities) if cash flows from those financial assets were, or future cash flows will be, included in cash flows from financing activities.

The Company disclosed information about its interest-bearing loans and borrowings.

The amendments suggest that the disclosure requirement may be met by providing a reconciliation between the opening and closing balances in the statement of financial position for liabilities arising from financing activities. Where an entity discloses such a reconciliation, it shall provide sufficient information to enable users of the financial statements to link items included in the reconciliation to the statement of financial position and the statement of cash flows. The Company decided to provide information in a reconciliation format. The major changes in the Company's liabilities arising from financing activities are due to financing cash flows and accrual of financial liabilities. The Company did not acquire any liabilities arising from financing activities during business combinations effected in the current period or comparative period.

Notes to the financial statements for the year ended 31st March, 2020 (Contd.)

	(₹ in Lakhs)				31.03.2020 (Closing balance of current year)		
	01.04.2019 (Opening balance of current year)	Cash Flows	Non-cash changes				
			Arising from obtaining or losing control of subsidiaries or other businesses	Foreign exchange movement	Fair value changes	Others	
i. Current loans and borrowings	6,023.79	(1,373.51)	-	-	-	-	4,650.28
ii. Current maturities of Long term borrowings	24.26	(24.26)	-	-	-	32.91	32.91
iii. Non-current loans and borrowings (excluding current maturities)	62.92	24.58	-	-	-	(32.91)	54.59
iv. Interest accrued on borrowings	0.67	(1,866.44)	-	-	-	1,866.34 *	0.58
Total liabilities from financing activities	6,111.64	(3,239.63)	-	-	-	1,866.34	4,738.35

* Represents interest expenses recognised in Statement of Profit & Loss.

	(₹ in Lakhs)				31.03.2019 (Closing balance of comparative period)		
	01.04.2018 (Opening balance of comparative period)	Cash Flows	Non-cash changes				
			Arising from obtaining or losing control of subsidiaries or other businesses	Foreign exchange movement	Fair value changes	Others	
i. Current loans and borrowings	2,888.57	3,135.21	-	-	-	-	6,023.79
ii. Current maturities of Long term borrowings	18.64	(18.64)	-	-	-	24.26	24.26
iii. Non-current loans and borrowings (excluding current maturities)	72.97	14.20	-	-	-	(24.26)	62.92
iv. Interest accrued on borrowings	0.33	(978.56)	-	-	-	978.91 *	0.67
Total liabilities from financing activities	2,980.51	2,152.22	-	-	-	978.91	6,111.64

* Represents interest expenses recognised in Statement of Profit & Loss.

The 'Other' column includes the effect of reclassification of current portion (current maturities) of non-current interest-bearing loans and borrowings.



Notes to the financial statements for the year ended 31st March, 2020 (Contd.)

50 SEGMENT INFORMATION- DISCLOSURE PURSUANT TO IND AS 108 "OPERATING SEGMENT"

A. Information about reportable segment

Particulars	Construction Contract		Investment Property (Lease Rental)		Other		Unallocated		Total
	31st March, 2020	31st March, 2019	31st March, 2020	31st March, 2019	31st March, 2020	31st March, 2019	31st March, 2020	31st March, 2019	
Revenue									
External revenue	1,87,414.76	1,72,995.56	617.94	448.77	459.99	2,027.11	-	-	1,88,492.69
Inter segment revenue	-	-	-	-	-	-	-	-	-
Total segment revenue	1,87,414.76	1,72,995.56	617.94	448.77	459.99	2,027.11	-	-	1,88,492.69
Segment results	14,249.21	21,883.02	(608.88)	(818.94)	(111.10)	(804.22)			13,529.23
Less:									
a. Finance costs							3,499.77	1,922.40	3,499.77
b. Other unallocable expense net of unallocable income							370.49	390.35	370.49
(Loss)/Profit before tax									9,658.97
Tax expenses									3,215.38
(Loss)/Profit after tax									6,443.59

Other Information	Construction Contract		Investment Property (Lease Rental)		Other		Unallocated		Total
	31st March, 2020	31st March, 2019	31st March, 2020	31st March, 2019	31st March, 2020	31st March, 2019	31st March, 2020	31st March, 2019	
Segment Assets	1,38,311.70	1,16,470.86	11,355.11	8,761.94	5,314.08	5,049.75	21,019.84	18,350.34	1,76,000.73
Segment Liabilities	85,999.34	66,576.88	4,948.04	2,192.71	-	-	4,650.28	6,023.79	95,597.66
Capital Employed	52,312.36	49,893.98	6,407.07	6,569.23	5,314.08	5,049.75	16,369.57	12,326.56	80,403.07

Notes to the financial statements for the year ended 31st March, 2020 (Contd.)

Particulars	(₹ in Lakhs)							
	Depreciation, amortisation and impairment include in segment expense		Other non-cash expenses included in segment expense		Interest expense included in segment expense		Additions to Non-Current Assets	
	For the year ended 31st March, 2020	31st March, 2019	For the year ended 31st March, 2020	31st March, 2019	For the year ended 31st March, 2020	31st March, 2019	For the year ended 31st March, 2020	31st March, 2019
Construction Contract	2,760.26	2,445.57	4,214.16	1,104.54	1,526.65	535.59	3,944.02	2,897.54
Investment Property (Lease Rental)	426.89	310.23	-	-	-	-	68.17	223.82
Others	-	-	17.54	235.20	-	-	-	-
Segment Total	3,187.15	2,755.79	4,231.70	1,339.74	1,526.65	535.59	4,012.19	3,121.36
Unallocated	-	-	-	-	(1,526.65)	(535.59)	-	-
Total	3,187.15	2,755.79	4,231.70	1,339.74	-	-	4,012.19	3,121.36

Reconciliation to amounts reflected in the financial statements Reconciliation of assets

Particulars	(₹ in Lakhs)	
	31st March, 2020	31st March, 2019
Segment assets	1,54,980.88	1,30,282.55
Deferred tax assets (net)	2,357.77	2,832.72
Non-current tax assets (net)	2,015.55	175.19
Cash and Bank Balances	16,646.52	15,342.43
Total assets	1,76,000.73	1,48,632.89

Reconciliation of liabilities

Particulars	(₹ in Lakhs)	
	31st March, 2020	31st March, 2019
Segment liabilities	90,947.38	68,769.59
Current Borrowings	4,650.28	6,023.79
Total liabilities	95,597.66	74,793.38



Notes to the financial statements for the year ended 31st March, 2020 (Contd.)

B. Geographic Information

Particulars	Segment revenue*		Non-current assets**	
	31st March, 2020	31st March, 2019	31st March, 2020	31st March, 2019
Within India	1,88,492.69	1,75,471.44	28,900.44	22,155.87
Outside India	-	-	-	-
Total	1,88,492.69	1,75,471.44	28,900.44	22,155.87

*Revenues by geographical area are based on the geographical location of the client.

**Non-current assets for this purpose consists of Property, plant & equipment, Capital Work in progress, Right of Use Assets, Investment Property, Intangible assets and other non current assets.

C. Basis of identifying operating segments, reportable segments, segment profit and definition of each reportable segment and segment composition:

(i) Basis of identifying operating segments:

Operating segments are identified as those components of the Company (a) that engage in business activities to earn revenues and incur expenses (including transactions with any of the Company's other components) (b) whose operating results are regularly reviewed by the Company's Chief Executive Officer to make decisions about resource allocation and performance assessment and (c) for which discrete financial information is available.

The accounting policies consistently used in the preparation of the financial statements are also applied to record revenue and expenditure in individual segments. Assets, liabilities, revenues and direct expenses in relation to segments are categorised based on items that are individually identifiable to that segment, while other items, wherever allocable, are apportioned to the segments on an appropriate basis. Certain items are not specifically allocable to individual segments as the underlying services are used interchangeably. The Company therefore believes that it is not practical to provide segment disclosures relating to such items, and accordingly such items are separately disclosed as 'unallocated'.

(ii) Reportable segments:

An operating segment is classified as reportable segment if reported revenue (including inter-segment revenue) or absolute amount of result or assets exceed 10% or more of the combined total of all the operating segments.

(iii) Segment profit:

Performance of a segment is measured based on segment profit (before interest and tax), as included in the internal management reports that are reviewed by the Company's Chief Executive Officer.

(iv) Segment composition:

- Revenue from construction contract
- Lease Rental from Investment Property (Bus Terminal & Depot and Commercial Complex) at Kota
- Other comprises Inventory Property

- D. Revenue from one customer (Central Govt. and State Govt. both) in Construction Contract segment amounting to ₹1,30,324.31 Lakhs (31st March, 2019 : ₹1,03,603.05 Lakhs) and accounted for approximately 69.74% (31st March, 2019 : 60.22%) contributed to more than 10% of the entity's total revenue.

51 IN LIGHT OF SECTION 135 OF THE COMPANIES ACT, 2013, THE COMPANY HAS INCURRED EXPENSES ON CORPORATE SOCIAL RESPONSIBILITY (CSR) AGGREGATING TO ₹68.07 LAKHS (PREVIOUS YEAR ₹11.07 LAKHS).

The disclosure in respect of CSR expenditure is as follows:

Particulars	(₹ in Lakhs)	
	For the year ended 31st March, 2020	For the year ended 31st March, 2019
a. Gross amount required to be spent by the Company during the year	327.96	285.07
b. Amount spent during the year on the following:	-	-
1. Construction/acquisition of asset	-	-
2. On purposes other than 1 above	68.07	11.07

- 52 The Company has claimed Delhi VAT Credit balance as on 01.07.2017 in Trans I filed under GST regime which includes ₹1,783.64 Lakhs related to period from 2009 to 2013. The Company has availed Amnesty Scheme 2013 of Delhi Government for the period from 2009 to 2013. The Company is not entitled to VAT Input credit for the period for which amnesty scheme was availed as per the order of Commissioner VAT, New Delhi dated 17.01.2018. The Company has accordingly not recognised VAT Credit balance for the said period in the books.

Notes to the financial statements for the year ended 31st March, 2020 (Contd.)

53 PARTICULARS OF LOANS GIVEN, GUARANTEE GIVEN OR SECURITY PROVIDED AND INVESTMENT MADE DURING THE YEAR AS MANDATED BY SECTION 186 (4) OF THE COMPANIES ACT, 2013

(a) Loan given:	Nil
(b) Guarantee given:	Nil
(c) Security provided:	Nil
(d) Investments made/(sold):	Refer note no. 7 for the details of investments made/ (sold) by the Company as at the reporting dates.

54 USE OF ESTIMATES AND JUDGEMENTS

The preparation of financial statements in conformity with the recognition and measurement principles of Ind AS requires management to make estimates and assumptions that affect the reported amounts of assets and liabilities and disclosure of contingent liabilities at the date of the financial statements and the results of operations during the reporting period end. Although these estimates are based upon management's best knowledge of current events and actions, historical experience and other factors, including expectations of future events that are believed to be reasonable, actual results could differ from these estimates. The estimates and underlying assumptions are reviewed on an ongoing basis. Revisions to accounting estimates are recognised in the period in which the estimate is revised if the revision affects only that period, or in the period of the revision and future periods if the revision affects both current and future periods.

A. Significant Judgements in applying accounting policies

The judgements, apart from those involving estimations (see note below), that the Company has made in the process of applying its accounting policies and that have a significant effect on the amounts recognised in these financial statements pertain to :

(i) Kota Project : Investment Property :

The Company has developed (Bus Depot and Commercial Complex at Kota) for Rajasthan State Road Transport Corporation (RSRTC) under an "Agreement to Develop" / License agreement at a cost of ₹12,487.90 Lakhs spent till 31.03.2020 including discounted value of license fees of ₹2,992.77 lacs recognised on application of Ind AS 116 effective from 01.04.2019 (upto 31.03.2019 ₹9,426.95 Lakhs) on the land belonging to RSRTC under license arrangement. The expenditure (construction cost) incurred has been shown in Balance Sheet under the main head "Investment Property" and sub-head "Right of Use Assets (Building)". The Company has a right to Lease Right of Use Asset (Commercial Complex). The primary lease period of Commercial complex is 30 years which can be extended for a further period of 10 years at the option of the Company from the date of completion of the project. Thereafter, the Commercial Complex will be handed over to RSRTC

Determination of applicability of Appendix A of Service Concession Arrangement ('SCA'), under Ind AS - 115 'Revenue from Contracts with Customers':

This Interpretation applies to public-to-private service concession arrangements if:

- the grantor controls or regulates what services the operator must provide with the infrastructure, to whom it must provide them, and at what price; and
- the grantor controls through ownership, beneficial entitlement or otherwise any significant residual interest in the infrastructure at the end of the term of the arrangement.

In the given case, though RSRTC controls/ regulates what services the Company must provide with the infrastructure, rental of commercial complex in the given case. However it does not regulate: to whom the Company must provide them and at what price. Since the first condition is not met, the management has concluded that SCA does not apply in this case.

Determination of applicability of Ind As 40 – Investment Property:

In view of the fact that the Company constructed the building at its own cost and in view of the substantial rights entrusted with the Company, the substance of the legal agreements with RSRTC, in the judgement of the management, is that the Company is the beneficial owner of the Building though legal title vests with RSRTC and the license fees payable by the Company to RSRTC is in effect for use of land.

The cost of construction represents building held by the Company to earn rentals rather than for use in the production or supply of goods or services or for administrative purposes; or for sale in the ordinary course of business. The commercial complex is not intended for sale in ordinary course of business of the Company.

Accordingly, the management has concluded that Ind As 40 shall apply in its case and the cost of construction shall be accounted for as investment property under Ind AS 40.

Leases :

Ind AS 116 requires lessees to determine the lease term as the non-cancellable period of a lease adjusted with any option to extend or terminate the lease, if the use of such option is reasonably certain. The Company makes an assessment on the expected lease term on a lease-by-lease basis and thereby assesses whether it is reasonably certain that any options to extend or terminate the contract will be exercised. In evaluating the lease term, the Company considers factors such as any significant leasehold improvements undertaken over the lease term, costs relating to the termination of the lease and the importance of the underlying asset to Company's operations taking into account the location of the underlying asset and the availability of suitable alternatives. The lease term in future periods is reassessed to ensure that the lease term reflects the current economic circumstances. After considering current and future economic conditions, the Company has concluded that no changes are required to lease period relating to the existing lease contracts.



Notes to the financial statements for the year ended 31st March, 2020 (Contd.)

B. Key sources of estimation uncertainty

The following are the key assumptions concerning the future, and other key sources of estimation uncertainty at the end of the reporting period that may have a significant risk of causing a material adjustment to the carrying amounts of assets and liabilities within the next financial year

(i) Impairment of trade receivables:

The impairment provisions for trade receivables are based on lifetime expected credit loss based on a provision matrix. Lifetime expected credit losses are the expected credit losses that result from all possible default events over the expected life of a financial instrument. The provision matrix takes into account historical credit loss experience and is adjusted for forward looking information. The expected credit loss allowance is based on the ageing of the receivables that are due and the rates used in the provision matrix.

(ii) Fair value measurements of financial instruments:

In estimating the fair value of a financial asset or a financial liability, the Company uses market-observable data to the extent it is available. Where active market quotes are not available, the management applies valuation techniques to determine the fair value of financial instruments. This involves developing estimates, assumptions and judgements consistent with how market participants would price the instrument.

(iii) Valuation of investment property :

Investment property is stated at cost. However, as per Ind AS 40 there is a requirement to disclose fair value as at the balance sheet date. The Company engaged independent valuer to determine the fair value of its investment property as at reporting date.

Right of Use Assets (Building) :

The determination of the fair value of investment property, viz. right of use assets (Building) at Kota requires the use of estimates such as future cash flows from the assets (such as lettings, future revenue streams and the overall repair and condition of the property and property operating expenses etc.) and discount rates applicable to those assets. As at 31st March, 2020 and As at 31st March, 2019, the property is fair valued based on valuations performed by an independent valuer who holds a recognised and relevant professional qualification and has relevant valuation experience.

(iv) Estimation of net realisable value for inventory property

Inventory is stated at the lower of cost and net realisable value (NRV).

NRV for inventory property is assessed by reference to market conditions and prices existing at the reporting date and is determined by the Company after taking suitable external advice and in the light of recent market transactions, as well as the estimated cost to be incurred for completion of the construction.

(v) Actuarial Valuation:

The determination of Company's liability towards defined benefit obligation viz. gratuity to employees is made through independent actuarial valuation including determination of amounts to be recognised in the Statement of Profit and Loss and in other comprehensive income. Such valuation depend upon assumptions determined after taking into account inflation, seniority, promotion and other relevant factors such as supply and demand factors in the employment market. Information about such valuation is provided in notes to the financial statements.

(vi) Claims, Provisions and Contingent Liabilities:

The Company has ongoing litigations with various regulatory authorities and third parties. Where an outflow of funds is believed to be probable and a reliable estimate of the outcome of the dispute can be made based on management's assessment of specific circumstances of each dispute and relevant external advice, management provides for its best estimate of the liability. Such accruals are by nature complex and can take number of years to resolve and can involve estimation uncertainty. These estimates could change substantially over time as new facts emerge and each dispute progresses. Information about such litigations is provided in notes to the financial statements.

(vii) Useful lives of property, plant and equipment, investment property and intangible assets:

As described in the significant accounting policies, the Company determines and also reviews the estimated useful lives of property, plant and equipment, investment property and intangible assets at the end of each reporting period. Such lives are dependent upon an assessment of both the technical life of the assets and also their likely economic life, based on various internal and external factors including relative efficiency and operating costs. Accordingly, depreciable lives are reviewed annually using the best information available to the Management.

(vii) Retention money

The payment terms followed by the Company are generally followed by the most of the companies (customers as well as contracts) in the construction contracts and are customary in the construction industry. The customer pays advance before start of the project and retains a specified percentage of the contract value as retention money to ensure successful completion of the construction activities. These are generally accepted industry practice. Moreover, these contracts are generally based on competitive bidding and are awarded based on the lowest evaluated price. The retention money is contractually due for payment by customer on completion of the project / after a specified defect liability period which is generally 1-3 years and to fulfill the customer's satisfaction of conditions specified and adequate protection to meet obligations in the contract. Similarly, customer also pays advances before start of the execution of the project which reflects commitment from the customer and the same is being adjusted against running bills. The retention money in a contract does not have any financing component as the same is for protecting/ensuring the performance commitment. Therefore, the management believes that there is no time value of money involved.

Notes to the financial statements for the year ended 31st March, 2020 (Contd.)

55 CORRECTION OF ERRORS

A. During the year ended 31 March 2020, the management undertook a detailed review of its financial statements and observed an inadvertent error in application of Ind AS-115, effective from 01-04-2018.

i) The change in inventory of work in progress has been disclosed in the statement of profit and loss account as a line item instead of unbilled revenue under the head revenue from operation.

ii) The inventory of Work-in-progress had been disclosed under the head inventories instead of unbilled revenue under Other Current Assets in previous financial statements.

iii) Further, retention money had been disclosed under the head trade receivables instead of other assets. The amount of retention money held by the customers is due on future performance obligation.

Therefore, for the financial year ended 31 March, 2020 the error has been corrected by restating each of the affected financial statement line items for the prior period as follows :

Balance Sheet	(₹ in Lakhs)		
	As at 31st March, 2019		
	As previously Reported	Changes due to correction of error	As Restated
Change in Assets			
Non-Current Trade Receivables	10,760.77	(3,043.27)	7,717.50
Deferred Tax Assets	2,991.21	(158.49)	2,832.72
Other Non-Current Assets	450.37	3,043.27	3,493.64
Inventories	22,229.92	(7,418.82)	14,811.10
Current Trade Receivables	64,900.40	(13,118.65)	51,781.75
Other Current Assets	2,827.12	20,991.02	23,818.14
Total Items Change in Assets	1,04,159.79	295.06	1,04,454.85
Change in Equity & Liabilities			
Other Equity	72,204.70	295.06	72,499.76
Other Non Current Liability	5,980.16	(1,506.37)	4,473.79
Other Non Current Financial Liability	284.19	1,506.37	1,790.57
Total Items Change in Equity & Liabilities	78,469.06	295.06	78,764.12

Statement of Profit & Loss	(₹ in Lakhs)		
	As at 31st March, 2019		
	As previously Reported	Changes due to correction of error	As Restated
Revenue from Operations (Construction Contract Revenue)	1,75,218.32	253.12	1,75,471.44
Change in inventory of Work in Progress	(235.66)	235.66	-
Profit before tax	17,929.65	17.46	17,947.11
Tax expense	6,203.08	6.10	6,209.18
Profit after tax	11,726.57	11.36	11,737.93
Impact on EPS (Increase/(Decrease) (Basic & Diluted)	17.506	0.017	17.523

It has no impact on previously reported cash flows from operating, investing and financing activities.



Notes to the financial statements for the year ended 31st March, 2020 (Contd.)

B. The amount of work done but pending acknowledgment by contractee was recognised as “Work-in-progress” (disclosed under “Inventories”) and valued at cost until year 2017-18 by the Company for construction contracts. Under Ind AS 115, the same is treated as “Unbilled Revenue” (disclosed under “Other Current Assets”) which is valued at the contracted rates amounting to ₹7,872.37 Lakhs as at 31st March, 2019 (April 1, 2018 : ₹7,619.25 Lakhs) and thereby it includes profit element of ₹453.55 Lakhs as at 31st March, 2019) (April 1, 2018 : ₹436.09 Lakhs). This has resulted in increase in revenue for the year March 2019 by ₹253.12 Lakhs which otherwise would have been disclosed as changes in work in progress. The cumulative effect of the above adjustment on the year 2018-19 profit is ₹11.36 Lakhs (Net of Tax of ₹6.10 Lakhs) and on the opening balance of retained earnings upto 31st March, 2018 is ₹283.70 Lakhs (Net of Tax of ₹152.39 Lakhs).

The cumulative impact of Ind AS 115 during the year 2018-19 has resulted in increase of ₹0.02 to the Earning per shares of the Company.

56 ESTIMATION OF UNCERTAINTIES RELATING TO THE GLOBAL HEALTH PANDEMIC FROM COVID-19 (COVID-19):

The COVID-19 pandemic is an evolving human tragedy declared a global pandemic by the World Health Organisation with adverse impact on economy and business. Supply Chain disruptions in India as a result of the outbreak started with restrictions on movement of goods, closure of borders etc., in several states followed by a nationwide lockdown from the 25th of March 2020 announced by the Indian government, to stem the spread of COVID-19. Due to this, the operations of the Company’s at all locations got temporarily disrupted. In light of these circumstances, the Company has considered the possible effects that may result from COVID-19 on the carrying amounts of financials assets, inventory, receivables, property plant and equipment, Intangibles, Investment Property etc., as well as liabilities accrued. In developing the assumptions relating to the possible future uncertainties in the economic conditions because of this pandemic, the Company has used internal and external information such as financial strength of partners, investment profile, future volume estimates from the business etc. Having reviewed the underlying data and based on current estimates the Company expects the carrying amount of these assets will be recovered and there is no significant impact on liabilities accrued. The impact of COVID-19 on the Company’s financial statements may differ from that estimated as at the date of approval of these financial statements and the Company will continue to closely monitor any material changes to future economic conditions.

57 THERE ARE NO SIGNIFICANT SUBSEQUENT EVENTS THAT WOULD REQUIRE ADJUSTMENTS OR DISCLOSURES IN THE FINANCIAL STATEMENTS AS ON THE BALANCE SHEET DATE.

58 THE FIGURES FOR THE PREVIOUS YEAR HAVE BEEN REGROUPED AND / OR RECLASSIFIED WHEREVER NECESSARY TO CONFORM WITH THE CURRENT YEAR PRESENTATION.

As per our report of even date annexed

For **AMOD AGRAWAL & ASSOCIATES**
ICAI Firm Registration No. 005780N
Chartered Accountants

SMITA GUPTA
Partner
Membership No. 087061

Place : New Delhi
Date : 30-06-2020

For and on behalf of the Board of Directors

BIKRAMJIT AHLUWALIA
Chairman & Managing Director (Chief Executive Officer)
DIN 00304947

VIPIN KUMAR TIWARI
G.M. (Corporate) & Company Secretary
ACS. 10837

SHOBHIT UPPAL
Dy. Managing Director
DIN 00305264

SATBEER SINGH
Chief Financial Officer
PAN : ARLPS6573L

Independent Auditor's Report

To The Members of
Ahluwalia Contracts (India) Limited

REPORT ON THE AUDIT OF CONSOLIDATED FINANCIAL STATEMENTS

Opinion

We have audited the accompanying consolidated financial statements of Ahluwalia Contracts (India) Limited ('the Holding Company') and its subsidiaries (collectively referred as "the Group"), which comprise the Consolidated Balance Sheet as at March 31, 2020, the Consolidated Statement of Profit and Loss (including other comprehensive income), the consolidated Statement of Cash Flows and the Consolidated Statement of Changes in Equity for the year ended on that date, and a summary of the significant accounting policies and other explanatory information (hereinafter referred to as the consolidated financial statements).

In our opinion and to the best of our information and according to the explanations given to us, and based on the consideration of report of other auditors on separate financial statements as it was audited by other auditors, the aforesaid consolidated financial statements give the information required by the Companies Act, 2013 ("the Act") in the manner so required and give a true and fair view in conformity with the Companies (Indian Accounting Standards) Rules, 2015, as amended, ("IND AS") and other accounting principles generally accepted in India, of the state of affairs of the Group as at March 31, 2020, the profit and total comprehensive income, changes in equity and its cash flows for the year ended on that date.

Basis for Opinion

We conducted our audit of the consolidated financial statements in accordance with the Standards on Auditing (SAs) specified under section 143(10) of the Companies Act, 2013. Our responsibilities under those Standards are further described in the Auditor's Responsibilities for the Audit of the Financial Statements section of our report. We are independent of the Group in accordance with the Code of Ethics issued by the Institute of Chartered Accountants of India (ICAI) together with the ethical requirements that are relevant to our audit of the consolidated financial statements under the provisions of the Companies Act, 2013 and the Rules thereunder, and we have fulfilled our other ethical responsibilities in accordance with these requirements and the ICAI's Code of Ethics. We believe that the audit evidence we have obtained is sufficient and appropriate to provide a basis for our opinion on the consolidated financial statements.

Key Audit Matters

Key audit matters are those matters that, in our professional judgment, were of most significance in our audit of the consolidated financial statements of the current period. These matters were addressed in the context of our audit of the consolidated financial statements as a whole, and in forming our opinion thereon, and we do not provide a separate opinion on these matters. We have determined the matters described below to be the key audit matters to be communicated in our report.

S. No.	Key Audit Matter	Auditor's Response
1	<p>Revenue recognition for long term construction contracts:</p> <p>The Group's significant portion of business is undertaken through long term construction contracts. Revenue from these contracts is recognised over a period of time in accordance with the requirements of Ind AS 115, Revenue from Contracts with Customers. Due to the nature of the contracts, revenue recognition involves usage of percentage of completion method which is determined based on output method such as surveys of performance completed to date, appraisal of results achieved, milestones reached, units produced or units delivered which involves significant judgements, identification of contractual obligations and the Group's rights to receive payments for performance completed till date, changes in scope and consequential revised contract price and recognition of the liability for loss making contracts. (Note No. 2.3)</p>	<p>Our audit procedures include the following:</p> <ul style="list-style-type: none"> • Reading the group's revenue recognition accounting policies and assessing compliance with the policies in terms of Ind AS 115. • We performed test of controls over revenue recognition with specific focus on determination of progress of completion and recording of costs incurred. • We performed tests of details, on a sample basis, and read the underlying customer contracts and its amendment, if any, key contract terms and milestones etc. for verifying estimation of contract revenue and cost and /or any change in such estimation. • We reviewed the management's evaluation process to recognise revenue over a period of time, status of completion for projects and total cost estimates. • We tested contracts with exceptions including contracts with low or negative margins, contracts with significant changes in planned cost estimates, contracts with significant contract assets and liabilities, and significant overdue net receivable positions for contracts and tested these exceptions with its correlation with the underlying contracts, documents for the triggers during the period. • We tested that the contractual positions and revenue for the year are presented and disclosed in compliance of Ind AS 115 in the Consolidated Ind AS financial statements.



Independent Auditor's Report (Contd.)

<p>2. Trade Receivables and contract assets</p> <p>Trade receivables and contract assets amounting to ₹ 597,26,46,245 and ₹ 2,94,83,16,837 respectively represent approximately 50.69 % of the total assets of the Group as at March 31, 2020. In assessing the recoverability of the aforesaid balance management's judgement involves consideration of aging status, evaluation of litigations and the likelihood of collection based on the terms of the contract. Management estimation is required in the measurement of work completed during the period for recognition of unbilled revenue. We considered this as key audit matter due to the materiality of the amounts and significant estimates and judgements as stated above.</p>	<p>Our Audit procedures amongst other included the following:</p> <ul style="list-style-type: none">• We understood and tested on a sample basis the design and operating effectiveness of management control over the recognition and the recoverability of the trade receivables and contract assets.• We performed test of details and tested relevant contracts, documents and subsequent settlements for material trade receivable balances and amounts included in contract assets that are due on performance of future obligations.• We tested the aging of trade receivables at year end.• We performed test of details and tested relevant contracts and documents with specific focus on measurement of work completed during the period for material unbilled revenue balances included in contract asset.• We performed additional procedures, in respect of material over-due trade receivables and long outstanding contract assets, i.e. tested historical payment records and legal advice obtained by the management on litigations from legal experts.• We assessed the allowance for impairment made by management.
<p>3 Disputed Indirect Tax and other Contingent Liabilities</p> <p>The Group is subject to assessments by tax authorities on various indirect tax matters resulting into litigations/disputes (refer note 40(i)(a) to the Consolidated Ind AS financial Statements). The tax matters involve significant amounts which are at various stages and the proceedings take significant time to resolve. Management exercises significant judgement in assessing the financial impact of tax matters due to the complexity of the cases and involvement of various tax authorities. Accordingly, we have identified this as a key matter.</p>	<p>Our audit procedures amongst others included the following:</p> <ul style="list-style-type: none">• Obtained list of indirect tax litigations as at March 31, 2020 from management.• We analysed the completed assessments for pending cases of similar nature.• Discussed the matters with the management to understand the possible outcome of these disputes.• We have also considered legal precedence and other rulings in evaluating management position on these uncertain tax litigations.• Obtained experts opinion in major cases to review the management's assessment of the possible outcome of the disputes relating to indirect tax and other litigation.• Assessed contingent liability disclosure in note 40(i)(a) to the accompanying consolidated Ind AS financial statements.
<p>4 Accounting for leases as discussed in note no. 2.11 of Consolidated financial statements, the Group has adopted Ind AS 116 Leases, in current financial year. The application on transition to this standard is complex and is in an area of focus in our audit. Ind AS 116 introduces a new lease accounting model, wherein lessees are required to recognise a right-of-use (ROU) asset and a lease liability arising from a lease on the balance sheet. The lease liabilities are initially measured by discounting future lease payments during the lease term as per the contract/ arrangement. Adoption of the standard involves significant judgements and estimates including, determination of the discount rates and the lease term. Additionally, the standard mandates detailed disclosures in respect of transition. Refer Note 2.11 and 45 of the Consolidated financial statements. The determination of the fair value of investment property & impairment provision requires the use of estimates such as future cash flows from the assets (such as lettings, future revenue streams and the overall repair and condition of the property and property operating expenses) and discount rates applicable to those assets. The assessment of the recoverable amount requires significant judgment, in particular relating to estimated case flow projections and discount rate. Therefore this is considered to be a key audit matter.</p>	<p>As part of our audit procedures we assessed the assumptions contained within the calculations including growth assumptions & discount rates. In addition, we have examined fair value certificate from independent valuer who holds relevant professional qualification and has relevant valuation experience to evaluate whether any change was required to the management position in assessing fair value of the investment property.</p> <ul style="list-style-type: none">• Assessed the group's evolution on the identification of leases based on the contractual agreements and our knowledge of the business;• Assessed to evaluate the reasonableness of the discount rates applied in determining the lease liabilities;• Upon transition as at 1 April 2019: Evaluated the method or transition and related adjustments: Tested completeness of the lease data by reconciling the group's lease commitments to data used in computing ROU assets and the lease liabilities.• On a sample basis , we performed the following procedures: Assessed the key terms and conditions of each lease with the underlying lease contracts, and Evaluated computation of lease liabilities and challenged the key estimates such as discount rates and the lease term.• Assessed and tested the presentation and disclosures relating to Ind AS 116 including, disclosures relating to transition.

Independent Auditor's Report (Contd.)

OTHER INFORMATION

The Holding Company's Board of Directors is responsible for the other information. The other information comprises the information included in the Management Discussion and Analysis, Board's Report including Annexures to Board's Report, Business Responsibility Report, Corporate Governance and Shareholder's Information, but does not include the consolidated financial statements and our auditor's report thereon. The above-mentioned report is expected to be made available to us after the date of this auditor's report.

Our opinion on the consolidated financial statements does not cover the other information and we will not express any form of assurance conclusion thereon.

In connection with our audit of the consolidated financial statements, our responsibility is to read the other information identified above when it becomes available and, in doing so, consider whether the other information is materially inconsistent with the consolidated financial statements or our knowledge obtained in the audit, or otherwise appears to be materially misstated.

When we read the Annual Report, if we conclude that there is a material misstatement therein, we are required to communicate the matter to those charged with governance

MANAGEMENT'S RESPONSIBILITY FOR THE CONSOLIDATED FINANCIAL STATEMENTS

The Holding Company's Board of Directors is responsible for the matters stated in Section 134(5) of the Companies Act, 2013 ('the Act') with respect to the preparation of these consolidated financial statements to give a true and fair view of the financial position, financial performance (including other comprehensive income), cash flows and changes in equity of the Group in accordance with the accounting principles generally accepted in India, including the Indian Accounting Standards specified in the Companies (Indian Accounting Standards) Rules, 2015 (as amended) under Section 133 of the Act. This responsibility also includes maintenance of adequate accounting records in accordance with the provisions of the Act for safeguarding of the assets of the Group and for preventing and detecting frauds and other irregularities; selection and application of appropriate accounting policies; making judgments and estimates that are reasonable and prudent; and design, implementation and maintenance of adequate internal financial controls, that were operating effectively for ensuring the accuracy and completeness of the accounting records, relevant to the preparation and presentation of the consolidated financial statements that give a true and fair view and are free from material misstatement, whether due to fraud or error.

In preparing the consolidated financial statements, management is responsible for assessing the Group's ability to continue as a going concern, disclosing, as applicable, matters related to going concern and using the going concern basis of accounting unless management either intends to liquidate the Group or to cease operations, or has no realistic alternative but to do so.

The respective Board of Directors of the Companies included in the Group are responsible for overseeing the financial reporting process of the Group.

AUDITOR'S RESPONSIBILITY FOR THE AUDIT OF THE CONSOLIDATED FINANCIAL STATEMENTS

Our objectives are to obtain reasonable assurance about whether the consolidated financial statements as a whole are free from material misstatement, whether due to fraud or error, and to issue an auditor's report that includes our opinion. Reasonable assurance is a high level of assurance, but is not a guarantee that an audit conducted in accordance with SAs will always detect a material misstatement

when it exists. Misstatements can arise from fraud or error and are considered material if, individually or in the aggregate, they could reasonably be expected to influence the economic decisions of users taken on the basis of these consolidated financial statements.

As part of an audit in accordance with SAs, we exercise professional judgment and maintain professional skepticism throughout the audit. We also:

- Identify and assess the risks of material misstatement of the consolidated financial statements, whether due to fraud or error, design and perform audit procedures responsive to those risks, and obtain audit evidence that is sufficient and appropriate to provide a basis for our opinion. The risk of not detecting a material misstatement resulting from fraud is higher than for one resulting from error, as fraud may involve collusion, forgery, intentional omissions, misrepresentations, or the override of internal control.
- Obtain an understanding of internal financial controls relevant to the audit in order to design audit procedures that are appropriate in the circumstances. Under section 143(3)(i) of the Act, we are also responsible for expressing our opinion on whether the Group has adequate internal financial controls system in place and the operating effectiveness of such controls.
- Evaluate the appropriateness of accounting policies used and the reasonableness of accounting estimates and related disclosures made by management.
- Conclude on the appropriateness of management's use of the going concern basis of accounting and, based on the audit evidence obtained, whether a material uncertainty exists related to events or conditions that may cast significant doubt on the Group's ability to continue as a going concern. If we conclude that a material uncertainty exists, we are required to draw attention in our auditor's report to the related disclosures in the consolidated financial statements or, if such disclosures are inadequate, to modify our opinion. Our conclusions are based on the audit evidence obtained up to the date of our auditor's report. However, future events or conditions may cause the Group to cease to continue as a going concern.
- Evaluate the overall presentation, structure and content of the consolidated financial statements, including the disclosures, and whether the consolidated financial statements represent the underlying transactions and events in a manner that achieves fair presentation.
- Obtain sufficient audit evidence regarding the financial information of the entity to express an opinion on the consolidated financial statements. We are the responsible for direction, supervision and performance of the audit of financial statement of such entities included in consolidated financial statements of which we are the independent auditor. For the entities included in the consolidated financial statements, which have been audited by other auditors, such other auditors responsible for the direction, supervision and performance of the audit carried out by them. We remain solely responsible for our audit opinion.

Materiality is the magnitude of misstatements in the consolidated financial statements that, individually or in aggregate, makes it probable that the economic decisions of a reasonably knowledgeable user of the financial statements may be influenced. We consider quantitative materiality and qualitative factors in (i) planning the scope of our audit work and in evaluating the results of our work; and (ii) to evaluate the effect of any identified misstatements in the financial statements.

We communicate with those charged with governance regarding, among other matters, the planned scope and timing of the audit and significant audit findings, including any significant deficiencies in



Independent Auditor's Report (Contd.)

internal control that we identify during our audit.

We also provide those charged with governance with a statement that we have complied with relevant ethical requirements regarding independence, and to communicate with them all relationships and other matters that may reasonably be thought to bear on our independence, and where applicable, related safeguards.

From the matters communicated with those charged with governance, we determine those matters that were of most significance in the audit of the consolidated financial statements of the current period and are therefore the key audit matters. We describe these matters in our auditor's report unless law or regulation precludes public disclosure about the matter or when, in extremely rare circumstances, we determine that a matter should not be communicated in our report because the adverse consequences of doing so would reasonably be expected to outweigh the public interest benefits of such communication.

OTHER MATTERS

We did not audit the financial statements of Five wholly owned subsidiaries namely Dipesh Mining Private Ltd, Jiwanjyoti Traders Pvt Ltd, Paramount Dealcomm Pvt Ltd, PremSagar Merchants Pvt Ltd & Splendor Distributors Pvt Ltd whose financial statement reflects total assets of ₹ 403.04lakhs, total revenue of ₹ 0.00 lakhs, total comprehensive loss of ₹ 4.43 lakhs & cash flows from operating activities of Rs (2.01) lakhs for the year ended on that date. These financial statements has been audited by other auditors whose reports has been furnished to us by the Management and our opinion on the consolidated financial statement, in so far as it relates to the amounts and disclosures included in respect of the subsidiaries, and our report in terms of sub-sections (3) and (11) of Section 143 of the Act, in so far as it relates to the aforesaid subsidiaries, is based solely on the report of the other auditors. Our opinion on the consolidated financial statements, and our report on Other Legal and Regulatory Requirements below, is not modified in respect of the above matters with respect to our reliance on the work done and the reports of the other auditors.

Our opinion on the consolidated financial statements & our report on other Legal and Regulatory Requirements below is not modified in respect of the above matters with respect to our reliance on the work done and other reports of other auditors.

REPORT ON OTHER LEGAL AND REGULATORY REQUIREMENTS

1. As required by Section 143(3) of the Act, based on our audit we report that:
 - a) We have sought and obtained all the information and explanations which to the best of our knowledge and belief were necessary for the purposes of our audit of the aforesaid consolidated financial statements.
 - b) In our opinion, proper books of account as required by law to preparation of the aforesaid consolidated financial statements have been kept so far as it appears from our examination of those books.
 - c) The Consolidated Balance Sheet, the Consolidated Statement of Profit and Loss (including Other Comprehensive Income), the Consolidated Statement of Changes in Equity and the Consolidated Statement of Cash Flow dealt with by this Report are in agreement with the relevant books of account for the purpose of preparation of the consolidated financial statements.
 - d) In our opinion, the aforesaid consolidated financial statements comply with the Ind AS specified under Section 133 of the Act, read with Rule 7 of the Companies (Accounts) Rules, 2014.

- e) On the basis of the written representations received from the directors of the Holding Company and taken on record by the Board of Directors of the Holding Company, none of the directors is disqualified as on March 31, 2020 from being appointed as a director in terms of Section 164 (2) of the Act.
- f) With respect to the adequacy of the internal financial controls over financial reporting and the operating effectiveness of such controls, refer to our separate Report in "Annexure A" which is based on the auditor's reports of the Holding Company and its subsidiary companies incorporated in India. Our report express an unmodified opinion on the adequacy and operating effectiveness of the internal financial control over financial reporting of those companies, for reasons stated therein.
- g) With respect to the other matters to be included in the Auditor's Report in accordance with the requirements of section 197(16) of the Act, as amended:

In our opinion and to the best of our information and according to the explanations given to us, the remuneration paid by the Group to its directors during the year is in accordance with the provisions of section 197 of the Act.
- h) With respect to the other matters to be included in the Auditor's Report in accordance with Rule 11 of the Companies (Audit and Auditors) Rules, 2014, as amended in our opinion and to the best of our information and according to the explanations given to us:

- i. The Consolidated Financial Statements disclose the impact, if any, of pending litigations as at March 31, 2020, on the consolidated financial position of the Group - Refer Note 41(i)(a) to the consolidated financial statements.
- ii. The Group has made provision as at March 31, 2020, as required under the applicable law or accounting standards, for material foreseeable losses, if any, on long-term contracts. The Group has no derivative contracts.
- iii. There has been no delay in transferring amounts, required to be transferred, to the Investor Education and Protection Fund by the Holding Company. There were no amounts which were required to be transferred to the Investor Education and Protection Fund by the subsidiary Companies.

For **Amod Agrawal & Associates**
Chartered Accountants
Firm Registration No.005780N

SMITA GUPTA
Partner

Place: New Delhi
Dated: 30-06-2020

Membership No.- 087061
UDIN : 20087061AAAAAC9469

Annexure-A to the Independent Auditor's Report

Report on the Internal Financial Controls under Clause (i) of Sub-section 3 of Section 143 of the Companies Act, 2013 ("the Act")

In conjunction with our audit of the consolidated financial statements of the Company as of and for the year ended 31 March 2020, we have audited the internal financial controls over financial reporting of Ahluwalia Contracts (India) Limited ("the Holding Company") and its subsidiary companies which are companies incorporated in India, as of that date.

Management's Responsibility for Internal Financial Controls

The Respective Board of Directors of the Holding Company and its subsidiary companies, which are companies incorporated in India, are responsible for establishing and maintaining internal financial controls based on the internal control over financial reporting criteria established by the respective Companies considering the essential components of internal control stated in the Guidance Note on Audit of Internal Financial Controls over Financial Reporting issued by the Institute of Chartered Accountants of India ("ICAI"). These responsibilities include the design, implementation and maintenance of adequate internal financial controls that were operating effectively for ensuring the orderly and efficient conduct of its business, including adherence to respective Company's policies, the safeguarding of its assets, the prevention and detection of frauds and errors, the accuracy and completeness of the accounting records, and the timely preparation of reliable financial information, as required under the Companies Act, 2013.

Auditors' Responsibility

Our responsibility is to express an opinion on the Holding Company's and its subsidiary companies, which are companies incorporated in India, internal financial controls with reference to financial statements based on our audit. We conducted our audit in accordance with the Guidance Note on Audit of Internal Financial Controls over Financial Reporting (the "Guidance Note") issued by ICAI and the Standards on Auditing, issued by ICAI and deemed to be prescribed under section 143(10) of the Companies Act, 2013, to the extent applicable to an audit of internal financial controls, both issued by the Institute of Chartered Accountants of India. Those Standards and the Guidance Note require that we comply with ethical requirements and plan and perform the audit to obtain reasonable assurance about whether adequate internal financial controls over financial reporting was established and maintained and if such controls operated effectively in all material respects.

Our audit involves performing procedures to obtain audit evidence about the adequacy of the internal financial controls system over financial reporting and their operating effectiveness. Our audit of internal financial controls over financial reporting included obtaining an understanding of internal financial controls over financial reporting, assessing the risk that a material weakness exists, and testing and evaluating the design and operating effectiveness of internal control based on the assessed risk. The procedures selected depend on the auditor's judgment, including the assessment of the risks of material misstatement of the financial statements, whether due to fraud or error.

We believe that the audit evidence we have obtained and the audit evidence obtained by the other auditors in terms of their reports referred to in the 'Other Matters' is sufficient and appropriate to provide a basis for our audit opinion on the Holding Company's and its subsidiaries companies, which are incorporated in India, internal financial controls system over financial reporting.

Meaning of Internal Financial Controls over Financial Reporting

A Holding Company's internal financial control over financial

reporting is a process designed to provide reasonable assurance regarding the reliability of financial reporting and the preparation of financial statements for external purposes in accordance with generally accepted accounting principles. A Holding Company's internal financial control over financial reporting includes those policies and procedures that (1) pertain to the maintenance of records that, in reasonable detail, accurately and fairly reflect the transactions and dispositions of the assets of the Holding Company; (2) provide reasonable assurance that transactions are recorded as necessary to permit preparation of financial statements in accordance with generally accepted accounting principles, and that receipts and expenditures of the Holding Company are being made only in accordance with authorisations of management and directors of the Holding Company; and (3) provide reasonable assurance regarding prevention or timely detection of unauthorised acquisition, use, or disposition of the Holding Company's assets that could have a material effect on the financial statements.

Inherent Limitations of Internal Financial Controls Over Financial Reporting

Because of the inherent limitations of internal financial controls over financial reporting, including the possibility of collusion or improper management override of controls, material misstatements due to error or fraud may occur and not be detected. Also, projections of any evaluation of the internal financial controls over financial reporting to future periods are subject to the risk that the internal financial control over financial reporting may become inadequate because of changes in conditions, or that the degree of compliance with the policies or procedures may deteriorate.

Opinion

In our opinion and to the best of our information and according to the explanations given to us, the Holding Company and its subsidiary companies, which are companies incorporated in India, have, in all material respects, an adequate internal financial controls system over financial reporting and such internal financial controls over financial reporting were operating effectively as at 31 March 2020, based on the internal control over financial reporting criteria established by the respective Companies considering the essential components of internal control stated in the Guidance Note on Audit of Internal Financial Controls Over Financial Reporting issued by the ICAI.

Other Matters

Our aforesaid report under Section 143(3)(i) of the Act on the adequacy and operating effectiveness of the internal financial controls over financial reporting insofar as it relates to 5 subsidiary companies, which are companies incorporated in India, is based solely on the corresponding reports of the auditors of such companies incorporated in India.

Our opinion is not modified in respect of the above matter.

For **Amod Agrawal & Associates**

Chartered Accountants

Firm Registration No.005780N

SMITA GUPTA

Partner

Place: New Delhi

Membership No.- 087061

Dated: 30-06-2020

UDIN : 20087061AAAAAC9469



Consolidated Balance Sheet as at 31st March, 2020

(₹ in Lacs)

Particulars	Note No.	As at 31.03.2020	As at 31.03.2019 (Restated)
ASSETS			
Non-current assets			
(a) Property, plant and equipment	3	10,411.17	9,920.24
(b) Capital work-in-progress	3	20.74	43.57
(c) Right of Use Assets	4	331.50	-
(d) Investment property	5	11,628.15	8,994.09
(e) Goodwill	6	138.00	138.00
(f) Other Intangible assets	7	98.88	95.95
(f) Financial assets			
(i) Loans	8	687.05	675.44
(ii) Trade Receivables	9	10,392.18	7,717.50
(iii) Other financial assets	10	2,464.41	1,301.64
(g) Deferred tax assets (net)			
(h) Deferred tax assets (net)	11	2,357.77	2,832.72
(i) Non-current tax assets (Net)	12	2,015.55	175.19
(j) Other non-current assets	13	6,801.63	3,493.64
Total Non-Current Assets		47,347.03	35,387.99
Current Assets			
(a) Inventories	14	22,080.11	14,811.10
(b) Financial Assets			
(i) Trade receivables	15	49,334.28	51,781.75
(ii) Cash and cash equivalents	16	16,507.44	13,768.96
(iii) Bank balances other than cash & cash equivalents mentioned above	17	7,886.53	7,156.88
(iv) Loans	18	113.78	53.07
(v) Other financial assets	19	1,120.90	1,767.40
(c) Other current assets	20	31,521.05	23,818.14
Total Current Assets		1,28,564.08	1,13,157.30
TOTAL ASSETS		1,75,911.11	1,48,545.29
EQUITY AND LIABILITIES			
EQUITY			
(a) Equity share capital	21	1,339.75	1,339.75
(b) Other Equity	22	78,943.23	72,384.11
Total Equity		80,282.98	73,723.86
LIABILITIES:			
Non-Current Liabilities			
(a) Financial Liabilities			
(i) Borrowings	23	54.59	62.92
(ii) Lease Liabilities		4,186.04	-
(iii) Other financial liabilities	24	312.01	1,790.57
(b) Provisions	25	649.28	469.41
(c) Other non-current liabilities	26	6,801.27	4,473.79
Total Non-Current Liabilities		12,003.19	6,796.68
Current Liabilities			
(a) Financial Liabilities			
(i) Borrowings	27	4,650.28	6,023.79
(ii) Lease Liabilities		182.50	-
(iii) Trade payables	28		
- Total outstanding dues of Micro Enterprises and Small Enterprises		499.94	436.67
- Total outstanding dues of creditors other than Micro Enterprises and Small Enterprises		51,809.79	42,415.82
(iv) Other financial liabilities	29	4,298.59	3,715.36
(b) Other current liabilities	30	21,906.24	15,188.83
(c) Provisions	31	277.60	244.28
Total Current Liabilities		83,624.94	68,024.75
TOTAL EQUITY AND LIABILITIES		1,75,911.11	1,48,545.29

Summary of Significant Accounting Policies

2

The accompanying notes are an integral part of the financial statements.

As per our report of even date annexed

For and on behalf of the Board of Directors

For **AMOD AGRAWAL & ASSOCIATES**
ICAI Firm Registration No. 005780N
Chartered Accountants

BIKRAMJIT AHLUWALIA
Chairman & Managing Director (Chief Executive Officer)
DIN 00304947

SHOBHIT UPPAL
Dy. Managing Director
DIN 00305264

SMITA GUPTA
Partner
Membership No. 087061

VIPIN KUMAR TIWARI
G.M. (Corporate) & Company Secretary
ACS. 10837

SATBEER SINGH
Chief Financial Officer
PAN : ARLPS6573L

Place : New Delhi
Date : 30-06-2020

Consolidated Statement of Profit and Loss for the year ended 31st March, 2020

(₹ in Lacs)

Particulars	Notes	For Year Ended 31-03-2020		For Year Ended 31-03-2019 (Restated)	
INCOME					
Revenue from operations	32	1,88,492.69		1,75,471.44	
Other Income	33	1,044.30		977.29	
Total Income (A)			1,89,536.99		1,76,448.73
EXPENSES					
Cost of Material Consumed	34		90,467.66		80,065.85
Construction Expenses	35		59,908.88		54,936.58
Employee benefit expenses	36		15,431.84		14,328.07
Finance costs	37		3,499.77		1,922.40
Depreciation and Amortisation expense	38		3,187.15		2,755.79
Other expenses	39		7,387.16		4,499.31
Total Expenses (B)			1,79,882.46		1,58,508.00
PROFIT BEFORE EXCEPTIONAL ITEMS AND TAX (A-B)			9,654.53		17,940.73
Exceptional Items			-		-
PROFIT BEFORE TAX			9,654.53		17,940.73
Tax Expenses :					
Current Tax	11		2,862.26		6,924.47
Deferred Tax charge/(credit)	11		353.12		(715.29)
PROFIT AFTER TAX			6,439.15		11,731.55
OTHER COMPREHENSIVE INCOME/(LOSS)					
A (i) Items to be reclassified to profit or loss			-		-
(ii) Income tax relating to items to be reclassified to profit or loss			-		-
B (i) Items not to be reclassified to profit or loss					
- Re-measurement of defined benefit plans			2.35		(281.49)
- Equity instruments through Other Comprehensive Income			-		-
(ii) Income tax relating to items not to be reclassified to profit or loss	11		(0.59)		98.36
Other Comprehensive Income (Net of Taxes)			1.76		(183.12)
TOTAL COMPREHENSIVE INCOME			6,440.91		11,548.43
Earning per equity share (Basic in ₹)			9.61		17.51
Earning per equity share (Diluted in ₹)			9.61		17.51
(Face Value ₹ 2/- each)					

Summary of Significant Accounting Policies

2

The accompanying notes are an integral part of the financial statements.

As per our report of even date annexed

For **AMOD AGRAWAL & ASSOCIATES**
ICAI Firm Registration No. 005780N
Chartered Accountants

SMITA GUPTA

Partner
Membership No. 087061

Place : New Delhi
Date : 30-06-2020

For and on behalf of the Board of Directors

BIKRAMJIT AHLUWALIA

Chairman & Managing Director (Chief Executive Officer)
DIN 00304947

VIPIN KUMAR TIWARI

G.M. (Corporate) & Company Secretary
ACS. 10837

SHOBHIT UPPAL

Dy. Managing Director
DIN 00305264

SATBEER SINGH

Chief Financial Officer
PAN : ARLPS6573L



Consolidated Statement of Cash Flow for the year ended 31st March, 2020

(₹ in Lacs)

	31.03.2020	31.03.2019 (Restated)
A. CASH FLOW FROM OPERATING ACTIVITIES		
Net Profit/(Loss) before Tax	9,654.53	17,940.73
Adjustment for :		
Depreciation & amortisation expense	3,187.15	2,755.79
Interest Income	(986.56)	(789.28)
Interest Expense	2,311.58	1,017.94
Interest on Income Tax	4.74	47.92
Doubtful advances/debts written off	4,231.70	1,339.74
Liabilities written back	(51.57)	(166.71)
(Gain) / Loss on Sale of Property, Plant and Equipment (net)	(6.17)	(17.37)
Operating Profit before working Capital Changes :	18,345.40	22,128.77
Movements in Working Capital :		
(Increase)/decrease in Trade Receivables	(4,360.15)	(9,258.66)
(Increase)/decrease in Inventories	(7,286.54)	(3,316.02)
Increase/(decrease) in Trade payables, Financial and Other liabilities and Provisions	19,431.72	9,373.44
(Increase)/decrease in Other financial assets and Other assets	(10,459.58)	(2,441.70)
Cash generated from Operations :	15,670.85	16,485.82
Direct Taxes Paid (Net of refunds)	(4,707.35)	(7,912.08)
Net Cash flow from/(used in) Operating Activities (A)	10,963.49	8,573.74
B. CASH FLOW FROM INVESTING ACTIVITIES		
Purchase of property, plant and equipment including capital work-in-progress	(3,675.18)	(2,980.87)
Movement in Fixed Deposits with Banks	(1,860.24)	(2,022.30)
Movement in Unpaid Dividend Account	-	0.37
Proceeds from sale of property, plant and equipment	50.39	51.51
Interest Received	896.17	690.19
Net Cash flow from/(used in) Investing Activities (B)	(4,588.87)	(4,261.10)
C. CASH FLOW FROM FINANCING ACTIVITIES		
Proceeds from/ (repayment of) Long term borrowings	0.32	(4.44)
Proceeds from/ (repayment of) Short term borrowings	(1,373.51)	3,135.21
Dividend paid	(200.96)	(200.96)
Dividend Distribution Tax paid	(41.31)	(41.31)
Payment of Lease Liabilities	(154.24)	-
Interest Paid	(1,866.44)	(978.56)
Net Cash flow from/(used in) Financing Activities (C)	(3,636.14)	1,909.94
Net Increase/(Decrease) in Cash & Cash Equivalents (A+B+C)	2,738.48	6,222.58
Cash & Cash equivalents at the beginning of the year	13,768.96	7,546.38
Cash & Cash equivalents at the end of the year	16,507.44	13,768.96
Components of Cash and Cash Equivalents		
Cash in Hand	63.33	48.30
Deposits with original maturity of less than 3 months	670.69	-
Balance with Scheduled Banks :		
Current Accounts	15,773.42	13,720.66
	16,507.44	13,768.96
Add:- Term Deposits pledged with Scheduled banks not considered as cash and cash equivalents (refer note 17)	10,034.27	8,174.03
Add :- Unpaid Dividend Accounts (refer note 17)	0.32	0.17
Less:- Fixed Deposits having remaining maturity period more than 12 months (refer note 10)	2,148.06	1,017.32
Cash and Bank Balances	24,393.97	20,925.84

The accompanying notes are an integral part of the financial statements.

As per our report of even date annexed

For **AMOD AGRAWAL & ASSOCIATES**
ICAI Firm Registration No. 005780N
Chartered Accountants

SMITA GUPTA
Partner
Membership No. 087061

Place : New Delhi
Date : 30-06-2020

For and on behalf of the Board of Directors

BIKRAMJIT AHLUWALIA
Chairman & Managing Director (Chief Executive Officer)
DIN 00304947

VIPIN KUMAR TIWARI
G.M. (Corporate) & Company Secretary
ACS. 10837

SHOBHIT UPPAL
Dy. Managing Director
DIN 00305264

SATBEER SINGH
Chief Financial Officer
PAN : ARLPS6573L

Consolidated Statement of Changes in Equity for the year ended 31st March, 2020

A. EQUITY SHARE CAPITAL

Equity shares of ₹2/- each issued, subscribed and fully paid (refer note 21)	Number of shares	Amount (₹ in Lakhs)
As at 01.04.2018	6,69,87,560	1,339.75
Increase/(decrease) during the year	-	-
As at 31.03.2019	6,69,87,560	1,339.75
Increase/(decrease) during the year	-	-
As at 31.03.2020	6,69,87,560	1,339.75

B. OTHER EQUITY

For the Year Ended 31st March 2020 and Year Ended 31st March 2019

(₹ in Lacs)

	Reserves and Surplus			Items of Other Comprehensive Income	Total
	Securities Premium	General Reserve	Retained Earnings (Restated)	Equity Instruments through Other Comprehensive Income	
BALANCE AS AT 01.04.2018	5,061.00	3,272.97	52,437.93	22.35	60,794.25
Impact of Ind AS -115 (effective from 01.04.2018)			283.70		283.70
Balance as at 01.04.2018 (Restated)	5,061.00	3,272.97	52,721.63	22.35	61,077.95
Profit for the year ended	-	-	11,731.55	-	11,731.55
Less :- Cash Dividend (Final)			(200.96)		(200.96)
Less :- Dividend Distribution Tax			(41.31)		(41.31)
Other Comprehensive Income :					
Re-measurement of defined benefit plans (net of tax)			(183.12)		(183.12)
Total Comprehensive Income for the year	-	-	11,306.16	-	11,306.16
Balance as at 31.03.2019	5,061.00	3,272.97	64,027.79	22.35	72,384.11
Impact on account of adoption of Ind AS-116 (Refer note 45)			360.49		360.49
Restated Balance as at 01.04.2019	5,061.00	3,272.97	64,388.28	22.35	72,744.60
Profit for the year ended	-	-	6,439.15	-	6,439.15
Less :- Cash Dividend (Final)			(200.96)		(200.96)
Less :- Dividend Distribution Tax			(41.31)		(41.31)
Other Comprehensive Income :					
Re-measurement of defined benefit plans (net of tax)	-	-	1.76	-	1.76
Total Comprehensive Income for the year	-	-	6,198.64	-	6,198.64
Balance as at 31.03.2020	5,061.00	3,272.97	70,586.91	22.35	78,943.23

i) Refer note No. 22 for nature and purpose of reserves

Summary of Significant Accounting Policies

2

The accompanying notes are an integral part of the financial statements.

As per our report of even date annexed

For **AMOD AGRAWAL & ASSOCIATES**
ICAI Firm Registration No. 005780N
Chartered Accountants

SMITA GUPTA

Partner
Membership No. 087061

Place : New Delhi
Date : 30-06-2020

For and on behalf of the Board of Directors

BIKRAMJIT AHLUWALIA

Chairman & Managing Director (Chief Executive Officer)
DIN 00304947

VIPIN KUMAR TIWARI

G.M. (Corporate) & Company Secretary
ACS. 10837

SHOBHIT UPPAL

Dy. Managing Director
DIN 00305264

SATBEER SINGH

Chief Financial Officer
PAN : ARLPS6573L



Notes to the Consolidated Financial Statements for the year ended 31st March, 2020

1. GROUP INFORMATION

Ahluwalia Contracts (India) Limited (hereinafter referred to as “the Holding Company”) domiciled in India, having its registered office located at A-177, Okhla Industrial Area, Phase-I, New Delhi-110020, India together with its subsidiaries (collectively referred to as the ‘Group’) is primarily engaged in the business of civil construction activities. The Group has also diversified into developing and operating commercial complex under license arrangement and is also engaged in the real estate trading business. The Holding Company has its primary listings on BSE Limited, National Stock Exchange of India Limited (NSE) and Calcutta Stock Exchange Ltd.

List of subsidiary companies which are considered in these Consolidated Financial Statements are as under:

S. No.	Name of the Subsidiary Company	Country of Incorporation	Percentage of ownership interest (%) as on 31st March, 2020	Percentage of ownership interest (%) as on 31st March, 2019
1.	Dipesh Mining Pvt. Ltd.	India	100	100
2.	Jiwan Jyoti Traders Pvt. Ltd.	India	100	100
3.	Paramount Dealcomm Pvt. Ltd.	India	100	100
4.	Premsagar Merchants Pvt. Ltd.	India	100	100
5.	Splendor Distributors Pvt. Ltd.	India	100	100

These consolidated financial statements were authorised for issue in accordance with a resolution of the directors passed on 30th June, 2020.

2. SIGNIFICANT ACCOUNTING POLICIES

The significant accounting policies applied by the Group in the preparation of its consolidated financial statements are listed below. Such accounting policies have been applied consistently to all the periods presented in these consolidated financial statements.

2.1 Basis of preparation

a) Statement of compliance with Ind AS:

These Consolidated Financial Statements are prepared in accordance with the Indian Accounting Standards (hereinafter referred to as the ‘Ind AS’) under the historical cost convention on the accrual basis except for certain financial instruments which are measured at fair values, the provisions of the Companies Act 2013 (“The Act”) and guidelines issued by the Securities and Exchange Board of India (SEBI). The Ind AS are prescribed under section 133 of the Companies Act, 2013 read with Rule 3 of the Companies (Indian Accounting Standards) Rules, 2015 as amended and other relevant provisions of the Act.

b) Basis of measurement

These consolidated financial statements are prepared under the historical cost convention except for the following material items those have been measured at fair value as required by relevant Ind AS :

- certain financial assets and liabilities that are measured at fair value;
- defined benefit plans - plan assets measured at fair value;

Also, the fair values of financial instruments measured at amortised cost are required to be disclosed in the said Consolidated financial statements.

Historical cost is generally based on the fair value of the consideration given in exchange for assets.

Fair value measurement:

Fair value is the price that would be received on sale of an asset or paid to transfer a liability in an orderly transaction between market participants at the measurement date (that is, an exit price). It is a market-based measurement, not an entity-specific measurement. The fair value

measurement is based on the presumption that the transaction to sell the asset or transfer the liability takes place either:

- In the principal market for the asset or liability, or
- In the absence of a principal market, in the most advantageous market for the asset or liability

The principal or the most advantageous market must be accessible by the Group. The fair value of an asset or a liability is measured using the assumptions that market participants would use when pricing the asset or liability, assuming that market participants act in their economic best interest.

A fair value measurement of a non-financial asset takes into account a market participant’s ability to generate economic benefits by using the asset in its highest and best use or by selling it to another market participant that would use the asset in its highest and best use.

The Group uses valuation techniques that are appropriate in the circumstances and for which sufficient data is available to measure fair value, maximising the use of relevant observable inputs and minimising the use of unobservable inputs.

Where required/appropriate, external valuers are involved.

All financial assets and liabilities for which fair value is measured or disclosed in the consolidated financial statements are categorised within the fair value hierarchy established by Ind AS-113, that categorises into three levels, the inputs to valuation techniques used to measure fair value. These are based on the degree to which the inputs to the fair value measurements are observable and the significance of the inputs to the fair value measurement in its entirety:

Level 1 inputs are quoted prices (unadjusted) in active markets for identical assets or liabilities that the entity can access at the measurement date.

Level 2 inputs are inputs other than quoted prices included within Level 1 that are observable for the asset or liability, either directly (i.e. as prices) or indirectly (i.e. derived from prices).

Level 3 inputs are unobservable inputs for the asset or liability.

Notes to the Consolidated Financial Statements for the year ended 31st March, 2020 (Contd.)

The fair value hierarchy gives the highest priority to quoted prices (unadjusted) in active markets for identical assets or liabilities (Level 1 inputs) and the lowest priority to unobservable inputs (Level 3 inputs).

For financial assets and liabilities maturing within one year from the Balance Sheet date and which are not carried at fair value, the carrying amount approximates fair value due to the short maturity of these instruments.

The Group recognises transfers between levels of fair value hierarchy at the end of reporting period during which change has occurred.

c) Basis of consolidation

i) Business combinations:

A business combination is transaction or other event which requires that the assets acquired and liabilities assumed constitute a business. Business combinations are accounted for using the acquisition method from the acquisition date, which is the date on which control is transferred to the Group. The cost of an acquisition is measured as the aggregate of the consideration transferred, which is measured at acquisition date fair value, and the amount of any non-controlling interests in the acquiree. The interest of non-controlling shareholders in the acquiree is initially measured at the non-controlling shareholders proportionate share of the acquiree's identifiable net assets. Acquisition-related costs are expensed as incurred.

Goodwill is an asset representing the future economic benefits arising from other assets acquired in a business combination that are not individually identified and separately recognised. The Group measures the cost of goodwill at the acquisition date (which is the date on which control is transferred to the Group) as:

1. The fair value of the consideration transferred; plus
2. The recognised amount of any non-controlling interests in the acquiree; plus
3. If the business combinations is achieved in stages, the fair value of the existing equity interest in the acquiree; less
4. The net fair value of the identifiable assets acquired and the liabilities assumed.

Thus, the excess of cost to the Group of its investment in subsidiaries, on the acquisition dates over and above the Group's share of equity in the subsidiaries, is recognised as 'Goodwill on Consolidation' being an asset in the consolidated financial statements. The said Goodwill is not amortised, however, it is tested for impairment at each Balance Sheet date and the impairment loss, if any, is provided for.

If the fair value of the net assets acquired is in excess of the aggregate consideration transferred, the Group re-assesses whether it has correctly identified all of the assets acquired and all of the liabilities assumed and reviews the procedures used to measure the amounts to be recognised at the acquisition date. If the reassessment still results in an excess of the fair value of net assets acquired over the aggregate consideration transferred, then

the bargain purchase gain is recognised in other comprehensive income (OCI) and accumulated in equity as capital reserve. However, if there is no clear evidence of bargain purchase, the entity recognises the gain directly in equity as capital reserve, without routing the same through other comprehensive income.

ii) Subsidiaries:

A subsidiary is an entity controlled by the Group. Control exists when the parent has power over the entity, is exposed, or has rights to variable returns from its involvement with the entity and has the ability to affect those returns by using its power over entity. Power is demonstrated through existing rights that give the ability to direct relevant activities, those which significantly affect the entity's returns. Subsidiaries are fully consolidated from the date on which Group obtains control over the subsidiary and ceases when the Group loses control of the subsidiary. Where necessary, adjustments are made to the Consolidated financial statements of subsidiaries to bring their accounting policies in line with those used by the Group.

iii) Non-controlling interests:

Non-controlling interests at the end of the reporting period, being the equity in a subsidiary not attributable directly or indirectly to equity holders of the Company, are presented in the consolidated statement of financial position and statement of changes in equity within equity, separately from equity attributable to the owners of the Company. Non-controlling interests in the results of the Group is presented in the consolidated statement of profit or loss and other comprehensive income as an allocation of the profit or loss and the comprehensive income for the year between non-controlling interests and owners of the Company.

Profit or loss and other comprehensive income or loss are attributed to the controlling and non-controlling interests in proportion to their ownership interests. Total comprehensive income is attributed to the controlling and non-controlling interests even if this results in the non-controlling interests having a deficit balance.

iv) Changes in non-controlling interests:

A change in the ownership interest of a subsidiary, without a change of control, is accounted for as an equity transaction. Acquisitions of non-controlling interests are accounted for as transactions with owners in their capacity as owners and therefore no goodwill is recognised as a result. Adjustments to non-controlling interests arising from transactions that do not involve the loss of control are based on a proportionate amount of the net assets of the subsidiary. Any difference between the Group's share of net assets in relation to the acquisition and the fair value of consideration paid is recognised directly in the Group's reserves.

v) Loss of control

Upon the loss of control of a subsidiary, the Group derecognises the assets and liabilities of the subsidiary, any non-controlling interests and the other components of equity related to the



Notes to the Consolidated Financial Statements for the year ended 31st March, 2020 (Contd.)

subsidiary. Any surplus or deficit arising on the loss of control is recognised in profit or loss.

If the Group retains any interest in the previous subsidiary, then such interest is measured at fair value at the date that control is lost. Subsequently, it is accounted for as an equity accounted investee or as an available-for-sale financial asset depending on the level of influence retained.

vi) Transactions eliminated on consolidation:

Intra-group balances and transactions, and any unrealised income and expenses arising from intra-group transactions between subsidiaries in the Group, are eliminated in preparing the consolidated financial statements.

d) Current non-current classification:

The Group presents assets and liabilities in the balance sheet based on current/ non-current classification. An asset is treated as current when it is:

- Expected to be realised or intended to be sold or consumed in normal operating cycle
- Held primarily for the purpose of trading
- Expected to be realised within twelve months after the reporting period, or
- Cash or cash equivalent unless restricted from being exchanged or used to settle a liability for at least twelve months after the reporting period

All other assets are classified as non-current.

A liability is current when:

- It is expected to be settled in normal operating cycle
- It is held primarily for the purpose of trading
- It is due to be settled within twelve months after the reporting period, or
- There is no unconditional right to defer the settlement of the liability for at least twelve months after the reporting period

The Group classifies all other liabilities as non-current.

Deferred tax assets and liabilities are classified as non-current assets and liabilities.

Operating cycle for the business activities of the Group covers the duration of the specific project/contract/product line/service including the defect liability period, wherever applicable and extends up to the realisation of receivables (including retention monies) within the agreed credit period normally applicable to the respective projects/lines of business.

e) Preparation of financial statements :

The Consolidated Balance Sheet and the Consolidated Statement of Profit and Loss are prepared and presented in the format prescribed in the Schedule III to the Companies Act, 2013 ("the Act"). The Statement of Cash Flows has been prepared and presented as per the requirements of Ind AS 7 "Statement of Cash Flows". The disclosure requirements with respect to items in the Consolidated Balance Sheet and Consolidated Statement of Profit and Loss, as prescribed in the Schedule III to the Act, are presented by way of notes forming part of the financial statements along with the other notes required to be disclosed under the notified Accounting Standards and the SEBI (Listing Obligations and Disclosure Requirements) Regulations, 2015 as amended.

f) Functional and presentation currency

Items included in the consolidated financial statements of the Group are measured using the currency of the primary economic environment in which the Group operates (i.e. the "functional currency"). The consolidated financial statements are presented in Indian Rupee, the national currency of India, which is the functional currency of the Group.

g) Rounding of amounts:

All amounts disclosed in the Consolidated financial statements and notes are in Indian Rupees in Lakhs rounded off to two decimal places as permitted by Schedule III to the Companies Act, 2013, unless otherwise stated.

2.2 Use of estimates

The preparation of Consolidated financial statements in conformity with the recognition and measurement principles of the Ind AS requires management to make judgements, estimates and assumptions that affect the application of the accounting policies and the reported amounts of assets and liabilities, the disclosure of contingent assets and liabilities at the date of the Consolidated financial statements, and the reported amounts of revenues, expenses and the results of operations during the reporting period. Actual results could differ from those estimates. The estimates and underlying assumptions are reviewed on an ongoing basis. Such estimates & assumptions are based on management evaluation of relevant facts & circumstances as on date of Consolidated financial statements. Revisions to accounting estimates are recognised in the period in which the estimate is revised if the revision affects only that period; they are recognised in the period of the revision and future periods if the revision affects both current and future periods.

2.3 Revenue recognition

Revenue from construction/project related activity is recognised as follows:

Revenue from contracts with customers is recognised when control of the goods or services are transferred to the customer at an amount that reflects the consideration to which the Group expects to be entitled in exchange for those goods or services.

A single performance obligation is identified in the construction projects that the Group engages in, owing to the high degree of integration and customisation of the various goods and services to provide a combined output which is transferred to the customer over time and not at a specific point in time since the entity's performance creates or enhances an asset that the customer controls as the asset is created or enhanced.

With respect to the method for recognising revenue over time (i.e. the method for measuring progress towards complete satisfaction of a performance obligation), the Group has established certain criteria that are applied consistently for similar performance obligations. In this regard, the method chosen by the Group to measure the value of goods or services for which control is transferred to the customer over time is the output method based on surveys of performance completed to date (or measured unit of work), according to which revenue is recognised corresponding to the units of work performed and on the basis of the price allocated thereto. In cases where the work performed till the reporting date has not reached the milestone specified in the contract, the Group recognises revenue only to the extent that it is highly probable that the customer will acknowledge the same. This method is applied as the progress

Notes to the Consolidated Financial Statements for the year ended 31st March, 2020 (Contd.)

of the work performed can be measured during its performance on the basis of the contract. Under this method, on a regular basis, the work completed under each contract is measured and the corresponding output is recognised as revenue.

Contract modifications are accounted for when additions, deletions or changes are approved either to the scope or price or both. Goods/services added that are not distinct are accounted for on a cumulative catch up basis. Goods / services that are distinct are accounted for prospectively as a separate contract, if the additional goods/services are priced at the standalone selling price else as a termination of the existing contract and creation of a new contract. In cases where the additional work has been approved but the corresponding change in price has not been determined, the recognition of revenue is made for an amount with respect to which it is highly probable that a significant reversal will not occur.

If the consideration promised in a contract includes a variable amount, this amount is recognised only to the extent that it is highly probable that a significant reversal in the amount recognised will not occur.

In some circumstances (for example, in the early stages of a contract), an entity may not be able to reasonably measure the outcome of a performance obligation, but the entity expects to recover the costs incurred in satisfying the performance obligation. In those circumstances, the entity recognise revenue only to the extent of the costs incurred until such time that it can reasonably measure the outcome of the performance obligation.

Contract costs

Costs related to work performed in projects are recognised on an accrual basis. Costs incurred in connection with the work performed are recognised as an expense.

Provision for future losses

Provision for future losses are recognised as soon as it becomes evident that the total costs expected to be incurred in a contract exceed the total expected revenue from that contract.

Contract balances

i) Contract assets

A contract asset is recognised for amount of work done but pending billing/acknowledgement by customer or amounts billed but payment is due on completion of future performance obligation, since it is conditionally receivable. The provision for Expected Credit Loss on contract assets is made on the same basis as financial assets as stated in **note No. 2.7**.

ii) Trade receivables

A receivable represents the Group's right to an amount of consideration that is unconditional (i.e., only the passage of time is required before payment of the consideration is due). Refer to accounting policies of financial assets in section Financial instruments – Initial recognition and subsequent measurement.

iii) Contract liabilities

A contract liability is the obligation to transfer goods or services to a customer for which the Group has received advance payments from the customer. If a customer pays consideration before the Group transfers goods or services to the customer, a contract liability is recognised when the consideration received.

Revenue (other than sale)

Revenue (other than sale) is recognised to the extent that it is probable that the economic benefits will flow to the group and the revenue can be reliably measured.

Claim on insurance companies and others, where quantum of accrual cannot be ascertained with reasonable certainty, are accounted for on acceptance basis.

Claim on clients: Claims are accounted as income in the period of receipt of arbitration award or acceptance by client or evidence of acceptance received. Interest awarded, being in the nature of additional compensation under the terms of the contract, is accounted as other operating revenue on receipt of favourable arbitration award.

Rental Income :

Rental Income from investment property is recognised in consolidated statement of profit and loss on straight-line basis over the term of the lease.

Interest Income

Interest income from financial assets is recognised when it is probable that the economic benefits will flow to the Group and the amount of income can be measured reliably. Interest income is accrued on a time basis by reference to the principal outstanding and at the effective interest rate (EIR) applicable, which is the rate that exactly discounts estimated future cash receipts through the expected life of the financial asset to that asset's net carrying amount on initial recognition.

Dividend

Dividend income is recognised when the group's right to receive dividend is established by the reporting date, which is generally when shareholders approve the dividend.

2.4 Property, plant and equipment (PPE)

Property, plant and equipment is stated at acquisition cost net of accumulated depreciation and accumulated impairment losses, if any. Subsequent costs are included in the asset's carrying amount or recognised as a separate asset, as appropriate, only when it is probable that future economic benefits associated with the item will flow to the Group and the cost of the item can be measured reliably. All other repairs and maintenance are charged to the Consolidated Statement of Profit and Loss during the period in which they are incurred.

Cost of an item of property, plant and equipment comprises –

- i. its purchase price, including import duties and non – refundable purchase taxes (net of duty/ tax credit availed), after deducting trade discounts and rebates.
- ii. any costs directly attributable to bringing the asset to the location and condition necessary for it to be capable of operating in the manner intended by management.
- iii. borrowing cost directly attributable to the qualifying asset in accordance with accounting policy on borrowing cost.
- iv. the costs of dismantling, removing the item and restoring the site on which it is located.

PPE in the course of construction for production, supply or administrative purposes are carried at cost, less any recognised impairment loss. Cost includes direct costs, related pre-operational expenses and for qualifying assets applicable borrowing costs to be capitalised in accordance with the Group's accounting policy. Administrative, general overheads and other indirect expenditure (including borrowing costs) incurred during the project period which are not directly related to the project nor are incidental thereto, are expensed.



Notes to the Consolidated Financial Statements for the year ended 31st March, 2020 (Contd.)

Property, plant and equipment which are not ready for intended use as on the date of Balance Sheet are disclosed as “Capital work-in-progress”. They are classified to the appropriate categories of property, plant and equipment when completed and ready for intended use. Depreciation of these assets, on the same basis as other items of PPE, commences when the assets are ready for their intended use.

Capital work-in-progress are carried at cost, comprising direct cost, related incidental expenses and attributable borrowing cost, less impairment losses if any.

An item of property, plant and equipment is derecognised upon disposal or when no future economic benefits are expected to arise from the continued use of asset. Any gain or loss arising on the disposal or retirement of an item of property, plant and equipment is determined as the difference between the sales proceeds and the carrying amount of the asset and is recognised in the Consolidated Statement of Profit and Loss.

When significant parts of an item of property, plant and equipment have materially different useful lives, they are accounted for as separate items (major components) of property, plant and equipment. Such items, if any, are depreciated separately.

Machinery spares which meets the criteria of PPE is capitalised and depreciated over the useful life of the respective asset.

Deemed cost on transition to Ind AS:

Under the Previous GAAP, all property, plant and equipment were carried at in the Consolidated Balance Sheet on basis of historical cost.

Depreciation:

Depreciation on fixed assets (other than freehold land and capital work in progress) is provided on the straight line method, based on their respective estimate of useful lives, as given below. Estimated useful lives of assets are determined based on internal assessment estimated by the management of the Group and supported by technical advice wherever so required. The management believes that useful lives currently used, which is as prescribed under Schedule II to the Companies Act, 2013, fairly reflect its estimate of the useful lives and residual values of fixed assets (considered at 5% of the original cost), though these lives in certain cases are different from lives prescribed under Schedule II.

Type of assets	Useful life in years
Buildings	
Non Factory Building	60 years
Plant and Machinery *	4 - 15years
Furniture and Fixtures	10 years
Office Equipment	5 years
Vehicles	8 - 10 years
Computers	3 years

*In respect of these assets, the management estimate of useful lives, based on technical assessment is different than the useful lives prescribed under Part C of Schedule II to the Companies Act, 2013. However, based on internal technical evaluation and external advice received, the management believes that the useful lives as considered for arriving at the depreciation rates, best represent the period over which management expect to use these assets.

Assets individually costing ₹ 5,000 or less are fully depreciated in the year of acquisition.

Depreciation of an asset begins when it is available for use, i.e., when it is in the location and condition necessary for it to be capable of operating in the manner intended by management. Depreciation of an asset ceases at the earlier of the date that the asset is retired from active use and is held for disposal and the date that the asset is derecognised.

Depreciation methods, useful lives and residual values are reviewed periodically including at the end of each financial year. Any changes in depreciation method, useful lives and residual values are treated as a change in accounting estimate and applied/adjusted prospectively, if appropriate.

2.5 Intangible assets

Identifiable intangible assets are recognised when the Group controls the asset, it is probable that future economic benefits attributed to the asset will flow to the Group and the cost of the asset can be reliably measured.

At initial recognition, the separately acquired intangible assets with finite useful lives are recognised at cost of acquisition. Following initial recognition, the intangible assets are carried at cost less any accumulated amortisation and accumulated impairment losses, if any.

Intangible assets not ready for the intended use on the date of the balance sheet are disclosed as ‘intangible assets under development’.

An intangible asset should be derecognised (eliminated from the balance sheet) on disposal or when no future economic benefits are expected from its use and subsequent disposal.

Gains or losses arising from the retirement or disposal of an intangible asset should be determined as the difference between the net disposal proceeds and the carrying amount of the asset and should be recognised as income or expense in the Consolidated statement of profit and loss.

Deemed cost on transition to Ind AS:

Under the Previous GAAP, all Intangible assets were carried at in the Consolidated Balance Sheet on basis of historical cost. The Group has elected to continue with the carrying value of all of its intangible assets recognised as of 1st April, 2016 (the transition date) measured as per the previous GAAP and use such carrying value as its deemed cost as of the transition date.

Amortisation:

Intangible assets are amortised on a straight line basis over the estimated useful lives of respective assets from the date when the asset are available for use, on pro-rata basis. Estimated useful lives by major class of finite-life intangible assets are as follows:

Type of assets	Useful life in years
Computer software, license fees	5 years

The amortisation period and the amortisation method for finite-life intangible assets is reviewed at each financial year end. Changes in the expected useful life or the expected pattern of consumption of future economic benefits embodied in the asset are considered to modify the amortisation period or method, as appropriate, and are treated as changes in accounting estimates and adjusted prospectively.

2.6 Investment properties

Properties including those under construction (land or a building—or part of a building—or both) held (by the owner or by the lessee under a finance lease) to earn rentals or for capital appreciation or both, rather than for: (a) use in the production or supply of goods or services or for administrative purposes;

Notes to the Consolidated Financial Statements for the year ended 31st March, 2020 (Contd.)

or (b) sale in the ordinary course of business; are classified as investment property. Investment property includes land held for a currently undetermined future use.

Investment properties are measured initially at cost, including transaction costs. Subsequent to initial recognition, investment properties are stated at cost less accumulated depreciation and accumulated impairment loss, if any.

Costs include costs incurred initially to acquire an investment property, being purchase price and any directly attributable expenditure and costs incurred subsequently to add to, replace part of, or service a property. Costs of the day-to-day servicing of such a property primarily being the cost of labour and consumables, and may include the cost of minor parts (the purpose of these expenditures whereof is often described as for the 'repairs and maintenance' of the property) are recognised in Consolidated Statement of profit or loss as incurred.

The Holding Company has developed a building (being Bus Terminal and Depot and Commercial Complex at Kota) for Rajasthan State Road Transport Corporation (RSRTC) under an "Agreement to develop"/ License Agreement on the land belonging to RSRTC under finance lease arrangement. The expenditure (construction cost) incurred has been shown in Consolidated Balance Sheet under the main head "Investment Property" and sub-head Right of Use Assets (Building) meeting the definition of Investment Property as defined in Ind As 40. The Holding Company has a right to sub-lease Right of Use Asset (Commercial Complex). The primary lease period of Commercial complex is 30 years which can be extended for a further period of 10 years at the option of the Holding Company from the date of completion of the project. Thereafter, the Commercial Complex will be handed over to RSRTC. The Management expects to use the said property in primary period of lease of 30 years.

Depreciation on investment property (other than freehold land, properties under construction and capital work in progress) is provided on the straight line method so as to write off the cost of the investment property less their residual values over their estimated useful lives, as given below.

Estimated useful lives of assets are determined based on internal assessment estimated by the management of the Group and supported by technical advice wherever so required. Based on such assessment and advice, the management believes that useful lives and residual values currently used are different from the useful lives and residual value prescribed in Schedule II to the Companies Act, 2013. However, based on internal technical evaluation and external advice received, the management believes that the estimated useful lives and residual values are realistic and reflect fair approximation of the period over which the assets are likely to be used.

Type of assets	Useful life in years
Building at Kota	Primary lease period of 30 years having zero residual value
Temporary Building Structures	6 years

Depreciation method is reviewed at each financial year end to reflect the expected pattern of consumption of the future benefits embodied in the investment property. The estimated useful life and residual values are also reviewed at each financial year end and the effect of any change in the estimates of useful life/residual value is accounted on prospective basis. Freehold land and properties under construction are not depreciated.

Though the Group measures investment property using cost based measurement, the fair value of investment property is

disclosed in the notes. Fair values are determined based on an annual evaluation performed by an accredited external independent valuer.

An investment property is derecognised upon disposal or when the investment property is permanently withdrawn from use/ expiry of lease term and no future economic benefits are expected from the disposal. Any gain or loss arising on derecognition of property is recognised in the Consolidated Statement of Profit and Loss in the same period.

2.7 Financial instruments

Financial Assets:

Initial recognition and measurement:

Financial assets are recognised when the Group becomes a party to the contractual provisions of the instrument.

On initial recognition, a financial asset is recognised at fair value, except for trade receivables which are initially measured at transaction price. In case of financial assets which are recognised at fair value through profit and loss (FVTPL), its transaction costs are recognised in the consolidated statement of profit and loss. In other cases, the transaction costs are added to or deducted from the fair value of the financial assets.

Financial assets are subsequently classified as measured at

- amortised cost (if it is held within a business model whose objective is to hold the asset in order to collect contractual cash flows and the contractual terms of the financial asset give rise on specified dates to cash flows that are solely payments of principal and interest on the principal amount outstanding)
- fair value through profit and loss (FVTPL)
- fair value through other comprehensive income (FVOCI).

Equity Instruments:

All investments in equity instruments in scope of Ind AS 109 classified under financial assets are initially measured at fair value.

If the equity investment is not held for trading, the Group may, on initial recognition, irrevocably elect to measure the same either at FVOCI or FVTPL. The Group makes such election on an instrument-by-instrument basis. Equity Instruments which are held for trading are classified as measured at FVTPL.

Fair value changes on an equity instrument is recognised as other income in the Consolidated Statement of Profit and Loss unless the Group has elected to measure such instrument at FVOCI. Fair value changes excluding dividends, on an equity instrument measured at FVOCI are recognised in OCI. Amounts recognised in OCI are not subsequently reclassified to the Consolidated Statement of Profit and Loss. Dividend income on the investments in equity instruments are recognised as 'other income' in the Consolidated Statement of Profit and Loss.

Derecognition:

The Group derecognises a financial asset when the contractual rights to the cash flows from the financial asset expire, or it transfers the contractual rights to receive the cash flows from the asset.

Impairment of Financial Asset:

In accordance with Ind AS 109, the Group applies the expected credit loss ("ECL") model for measurement and recognition of impairment loss on financial assets and credit risk exposures. The Group follows 'simplified approach' for recognition of impairment loss allowance on trade receivables or contract revenue receivables. Simplified approach does not require



Notes to the Consolidated Financial Statements for the year ended 31st March, 2020 (Contd.)

the Group to track changes in credit risk. Rather, it recognises impairment loss allowance based on lifetime ECL at each reporting date, right from its initial recognition. This involves use of provision matrix constructed on the basis of historical credit loss experience and adjusted for forward looking information. The expected credit loss allowance is based on the ageing of the receivables that are due and the rates used in the provision matrix.

For recognition of impairment loss on other financial assets and risk exposure, the Group determines that whether there has been a significant increase in the credit risk since initial recognition. If credit risk has not increased significantly, 12-month ECL is used to provide for impairment loss. However, if credit risk has increased significantly, lifetime ECL is used. If, in a subsequent period, credit quality of the instrument improves such that there is no longer a significant increase in credit risk since initial recognition, then the entity reverts to recognising impairment loss allowance based on 12-month ECL.

ECL is the difference between all contractual cash flows that are due to the group in accordance with the contract and all the cash flows that the entity expects to receive (i.e., all cash shortfalls), discounted at the original EIR. Lifetime ECL are the expected credit losses resulting from all possible default events over the expected life of a financial instrument. The 12-month ECL is a portion of the lifetime ECL which results from default events that are possible within 12 months after the reporting date.

The Group measures the expected credit loss associated with its assets based on historical trend, industry practices and the business environment in which the entity operates or any other appropriate basis. The impairment methodology applied depends on whether there has been a significant increase in credit risk.

ECL impairment loss allowance (or reversal) recognised during the period is recognised as income/ expense in the Consolidated Statement of Profit and Loss.

Financial Liabilities and equity instruments:

Classification as debt or equity

Debt and equity instruments issued by the Group are classified as either financial liabilities or as equity in accordance with the substance of the contractual arrangements and the definitions of a financial liability and an equity instrument.

Equity instruments

An equity instrument is any contract that evidences a residual interest in the assets of an entity after deducting all of its liabilities. Equity instruments issued by a group entity are recognised at the proceeds received, net of direct issue costs.

Financial liabilities

Initial recognition and measurement:

Financial liabilities are recognised when the Group becomes a party to the contractual provisions of the instrument.

Financial liabilities are classified, at initial recognition, as financial liabilities at fair value through profit or loss, loans and borrowings, payables, or as derivatives designated as hedging instruments in an effective hedge, as appropriate. All financial liabilities are recognised initially at fair value and, in the case of loans and borrowings and payables, net of directly attributable transaction costs.

The fair value of a financial instrument at initial recognition is normally the transaction price. If the Group determines that the fair value at initial recognition differs from the transaction price, difference between the fair value at initial recognition and the

transaction price shall be recognised as gain or loss unless it qualifies for recognition as an asset or liability.

In accordance with Ind AS 113, the fair value of a financial liability with a demand feature is not less than the amount payable on demand, discounted from the first date that the amount could be required to be paid.

The Group's financial liabilities include trade and other payables and loans and borrowings including bank overdrafts.

Subsequent measurement

The measurement of financial liabilities depends on their classification, as described below:

Loans and borrowings

After initial recognition, interest-bearing loans and borrowings are subsequently measured at amortised cost using the EIR method. Gains and losses are recognised in profit or loss when the liabilities are derecognised as well as through the EIR amortisation process.

Amortised cost is calculated by taking into account any discount or premium on acquisition and fees or costs that are an integral part of the EIR. The EIR amortisation is included as finance costs in the consolidated statement of profit and loss, unless and to the extent capitalised as part of costs of an asset.

The effective interest method is a method of calculating the amortised cost of a financial liability and of allocating interest expense over the relevant period. The effective interest rate is the rate that exactly discounts estimated future cash payments (including all fees and points paid or received that form an integral part of the effective interest rate, transaction costs and other premiums or discounts) through the expected life of the financial liability, or (where appropriate) a shorter period, to the net carrying amount on initial recognition.

Trade and other payables

For trade and other payables maturing within one year from the balance sheet date, the carrying amounts approximate fair value due to the short maturity of these instruments.

Derecognition

A financial liability is derecognised when the obligation under the liability is discharged or cancelled or expires. When an existing financial liability is replaced by another from the same lender on substantially different terms, or the terms of an existing liability are substantially modified, such an exchange or modification is treated as the derecognition of the original liability and the recognition of a new liability. The difference in the respective carrying amounts is recognised in the consolidated statement of profit or loss.

Off setting of Financial Instruments

Financial assets and financial liabilities are offset and the net amount is reported in the Consolidated Balance Sheet if there is currently enforceable legal right to offset the recognised amount and there is an intention to settle on a net basis, to realise the assets and settle the liabilities simultaneously.

2.8 Impairment of Non-financial assets

The carrying amounts of non-financial assets other than inventories are assessed at each reporting date to ascertain whether there is any indication of impairment. If any such indication exists then the asset's recoverable amount is estimated. An impairment loss is recognised, as an expense in the Consolidated Statement of Profit and Loss, for the amount by which the asset's carrying amount exceeds its recoverable amount. The recoverable amount is the higher of an asset's fair value less cost to sell and value in use. Value in use is

Notes to the Consolidated Financial Statements for the year ended 31st March, 2020 (Contd.)

ascertained through discounting of the estimated future cash flows using a discount rate that reflects the current market assessments of the time value of money and the risk specific to the assets. For the purpose of assessing impairment, assets are grouped at the lowest levels into cash generating units for which there are separately identifiable cash flows.

Impairment losses recognised in prior years are reversed when there is an indication that the impairment losses recognised no longer exist or have decreased. Such reversals are recognised as an increase in carrying amounts of assets to the extent that it does not exceed the carrying amounts that would have been determined (net of amortisation or depreciation) had no impairment loss been recognised in previous years.

2.9 Borrowing costs

Borrowing costs comprises interest expense on borrowings calculated using the effective interest method and exchange differences arising from foreign currency borrowings to the extent that they are regarded as an adjustment to interest costs.

The effective interest method is a method of calculating the amortised cost of a financial asset or a financial liability and of allocating the interest income or interest expense over the relevant period.

The effective interest rate (EIR) is the rate that exactly discounts estimated future cash payments or receipts through the expected life of the financial instrument or, when appropriate, a shorter period to the net carrying amount of the financial asset or financial liability. EIR calculation does not include exchange differences.

Borrowing costs that are directly attributable to the acquisition, construction or production of a qualifying asset, which are assets that necessarily take a substantial period of time to get ready for their intended use or sale, are included in the cost of those assets. Such borrowing costs are capitalised as part of the cost of the asset when it is probable that they will result in future economic benefits to the entity and the costs can be measured reliably. Other borrowing costs are recognised as an expense in the period in which they are incurred.

The capitalisation of borrowing costs as part of the cost of a qualifying asset commences when expenditure for the asset is being incurred, borrowing costs are being incurred and activities that are necessary to prepare the asset for its intended use or sale are in progress.

Capitalisation of borrowing costs is suspended or ceases when substantially all the activities necessary to prepare the qualifying asset for its intended use or sale are interrupted or completed.

Investment income earned on the temporary investment of specific borrowings pending their expenditure on qualifying assets is deducted from the borrowing costs eligible for capitalisation.

2.10 Foreign currency transactions

The Consolidated financial statements are presented in Indian Rupees (INR), the functional currency of the Group. Items included in the Consolidated financial statements of the Group are recorded using the currency of the primary economic environment in which the Group operates (the 'functional currency').

Foreign currency transactions are translated into the functional currency using exchange rates at the date of the transaction. Foreign exchange gains and losses from settlement of these transactions, and from translation of monetary assets and liabilities at the reporting date exchange rates are recognised in

the Consolidated Statement of Profit and Loss.

Non-monetary assets and liabilities denominated in a foreign currency and measured at historical cost are translated at the exchange rate prevalent at the date of transaction.

2.11 Leases

The determination of whether an arrangement is (or contains) a lease is based on the substance of the arrangement at the inception of the lease. The arrangement is, or contains, a lease if fulfillment of the arrangement is dependent on the use of a specific asset or assets and the arrangement conveys a right to use the asset or assets, even if that right is not explicitly specified in an arrangement.

(a) Group as a Lessee

The Group's lease asset classes primarily consist of leases for commercial complex, land and buildings. The Group assesses whether a contract contains a lease, at inception of a contract. A contract is, or contains, a lease if the contract conveys the right to control the use of an identified asset for a period of time in exchange for consideration. To assess whether a contract conveys the right to control the use of an identified asset, the Group assesses whether: (i) the contract involves the use of an identified asset (ii) the Group has substantially all of the economic benefits from use of the asset through the period of the lease and (iii) the Group has the right to direct the use of the asset.

The Group recognises a right-of-use asset and a lease liability at the lease commencement date. The right-of-use asset is initially measured at cost, which comprises the initial amount of the lease liability adjusted for any lease payments made at or before the commencement date, plus any initial direct costs incurred and an estimate of costs to dismantle and remove the underlying asset or to restore the underlying asset or the site on which it is located, less any lease incentives received.

The right-of-use asset is subsequently depreciated using the straight-line method from the commencement date to the earlier of the end of the useful life of the right-of-use asset or the end of the lease term. The estimated useful lives of right-of-use assets are determined on the same basis as those of property, plant and equipment. In addition, the right-of-use asset is periodically reduced by impairment losses, if any, and adjusted for certain re-measurements of the lease liability.

The lease liability is initially measured at the present value of the lease payments that are not paid at the commencement date, discounted using the interest rate implicit in the lease or, if that rate cannot be readily determined, group's incremental borrowing rate.

Generally, the group uses its incremental borrowing rate as the discount rate.

Lease payments included in the measurement of the lease liability comprise the following:

- Fixed payments, including in-substance fixed payments;
- Variable lease payments that depend on an index or a rate, initially measured using the index or rate as at the commencement date;
- Amounts expected to be payable under a residual value guarantee; and
- The exercise price under a purchase option that the group is reasonably certain to exercise, lease



Notes to the Consolidated Financial Statements for the year ended 31st March, 2020 (Contd.)

payments in an optional renewal period if the group is reasonably certain to exercise an extension option, and penalties for early termination of a lease unless the group is reasonably certain not to terminate early.

The lease liability is measured at amortised cost using the effective interest method. It is remeasured when there is a change in future lease payments arising from a change in an index or rate, if there is a change in the group's estimate of the amount expected to be payable under a residual value guarantee, or if group changes its assessment of whether it will exercise a purchase, extension or termination option.

When the lease liability is remeasured in this way, a corresponding adjustment is made to the carrying amount of the right-of-use asset, or is recorded in Consolidated Statement of profit or loss if the carrying amount of the right-of-use asset has been reduced to zero.

The group presents right-of-use assets that do not meet the definition of investment property in 'property, plant and equipment' and lease liabilities separately in Consolidated balance sheet.

Short-term leases and leases of low-value assets

The group has elected not to recognise right-of-use assets and lease liabilities for short term leases that have a lease term of 12 months or less. The group recognises the lease payments associated with these leases as an expense on a straight-line basis over the lease term.

(b) Group as a Lessor

Leases for which the Group is a lessor is classified as a finance or operating lease. Whenever the terms of the lease transfer substantially all the risks and rewards of ownership to the lessee, the contract is classified as a finance lease. All other leases are classified as operating leases.

Finance lease

Amounts due from lessees under finance leases are recorded as receivables at the Group's net investment in the leases. Finance lease income is allocated to accounting periods so as to reflect a constant periodic rate of return on the net investment outstanding in respect of the lease.

Operating lease

Rental income from operating sub lease of Right of Use (ROU) Asset is recognised on a straight-line basis over the term of the relevant lease unless either another systematic basis is more representative of the time pattern in which use benefit derived from the leased asset is diminished, even if the payments to the lessor are not on that basis.

Where the Group provides incentives for the lessee to enter into the agreement such as an up-front cash payment to the lessee or the reimbursement or assumption by the lessor of costs of the lessee (such as relocation costs, leasehold improvements and costs associated with a pre-existing lease commitment of the lessee), such incentives are recognised as an integral part of the net consideration agreed for the use of the leased asset, irrespective of the incentive's nature or form or the timing of payments.

Transition

Effective 1st April, 2019, the Group adopted Ind AS 116 "Leases" and applied the standard to all lease contracts

existing on April 1, 2019 using the modified retrospective method and has taken the cumulative adjustment to retained earnings, on the date of initial application. Consequently, the Group recorded the lease liability at the present value of the lease payments discounted at the incremental borrowing rate and the right of use asset at its carrying amount as if the standard had been applied since the commencement date of the lease, but discounted at the Group's incremental borrowing rate at the date of initial application. The comparative information as at and for the year ended 31st March, 2019 have not been retrospectively adjusted and therefore will continue to be reported under Ind AS- 17 included as part of our Annual Report for year ended 31st March, 2019.

On transition as at 1st April, 2019 the Group has recognised:

- (i) License fee payable to Rajasthan State Road Transport Corporation (RSRTC) under an "Agreement to Develop" / "License agreement" with regard to Commercial Complex of ₹ 2,992.77 Lakhs as Investment Property (Right of Use Assets meeting the definition of Investment Property as defined in Ind AS-40) and a corresponding lease liability of ₹ 2,511.04 Lakhs by credit to retained earnings of ₹ 360.49 Lakhs (net of deferred tax of ₹ 121.24 Lakhs),
- (ii) Reclassification of Lease Hold Land shown under Property, Plant & Equipment of ₹ 336.82 Lakhs to Right of Use Assets.

The following is the summary of practical expedients elected on initial application:

1. Applied a single discount rate to a portfolio of leases of similar assets in similar economic environment with a similar end date.
2. Applied the exemption not to recognise right-of-use assets and liabilities for leases with less than 12 months of lease term on the date of initial application.
3. Excluded the initial direct costs from the measurement of the right-of-use asset at the date of initial application.
4. Applied the practical expedient to grandfather the assessment of which transactions are leases. Accordingly, Ind AS 116 is applied only to contracts that were previously identified as leases under Ind AS 17.

The weighted average incremental borrowing rate applied to lease liabilities as at 1st April, 2019 is 9.70%

2.12(a) Inventories

Inventories are valued at the lower of cost and net realisable value.

Costs incurred in bringing each product to its present location and condition, are accounted for as follows:

- Construction materials, stores and spares: cost includes cost of purchase (viz. the purchase price, import duties and other taxes (other than those subsequently recoverable by the entity from the taxing authorities), and transport, handling and other costs directly attributable to the acquisition and is net of trade discounts, rebates and other similar items) and other costs incurred in bringing the inventories to their present location and

Notes to the Consolidated Financial Statements for the year ended 31st March, 2020 (Contd.)

condition. Cost is determined on first in first out (FIFO) basis.

- Traded goods: cost includes cost of purchase and other costs incurred in bringing the inventories to their present location and condition. Cost is determined on first in first out basis.

Net realisable value is the estimated selling price in the ordinary course of business, less estimated costs of completion and the estimated costs necessary to make the sale.

Assessment of net realisable value is made in each subsequent period and when the circumstances that previously caused inventories to be written-down below cost no longer exist or when there is clear evidence of an increase in net realisable value because of changed economic circumstances, the write-down, if any, in the past period is reversed to that extent of the original amount written-down so that the resultant carrying amount is the lower of the cost and the revised net realisable value.

Obsolete, slow moving and defective inventories are identified from time to time and, where necessary, a provision is made for such inventories.

(b) Inventory property

Properties (including under construction) acquired for sale in the ordinary course of business, rather than to be held for rental or capital appreciation, is held as inventory property and is measured at the lower of cost and net realisable value (NRV).

Cost includes: Freehold and leasehold rights for land, amounts paid to contractors/builders for construction linked payments for flats acquired by allotment from builders, property transfer taxes, and other related costs.

Non-refundable commissions paid to sales or marketing agents on the sale of real estate units are expensed when paid.

NRV is the estimated selling price in the ordinary course of the business, based on market prices at the reporting date and discounted for the time value of money if material, less estimated costs of completion and the estimated costs necessary to make the sale.

The cost of inventory property recognised in Consolidated Statement of profit or loss on disposal is determined with reference to the specific costs incurred on the property sold.

2.13 Employee benefits

Short-term employee benefits:

All employee benefits payable wholly within twelve months of rendering the service are classified as short-term employee benefits. Benefits such as salaries, wages, social security contributions, short term compensated absences (paid annual leaves) etc. are measured on an undiscounted basis at the amounts expected to be paid when the liabilities are settled and are expensed in the period in which the employee renders the related service.

Post-employment benefits :

i) Defined contribution plan

The defined contribution plan is postemployment benefit plan under which the Group contributes fixed contribution to a government administered fund and will have no obligation to pay further contribution. The Group's defined contribution plan comprises of Provident Fund

and Employee State Insurance Scheme. The Group's contribution to defined contribution plans are recognised in the Consolidated Statement of Profit and Loss in the period in which employee renders the related service.

ii) Defined benefit plan

The Group's obligation towards gratuity liability is funded to an approved gratuity fund, which fully covers the said liability under Group Gratuity Cash Accumulation Policy of Life Insurance Corporation of India (LIC). The present value of the defined benefit obligations is determined based on actuarial valuation using the projected unit credit method. The rate used to discount defined benefit obligation is determined by reference to market yields at the Balance Sheet date on Indian Government Bonds for the estimated term of obligations.

The amount recognised as 'Employee benefit expenses' in the Consolidated Statement of Profit and Loss is the cost of accruing employee benefits promised to employees over the current year and the costs of individual events such as past/future service benefit changes and settlements (such events are recognised immediately in the Consolidated Statement of Profit and Loss).

The amount of net interest expense calculated by applying the liability discount rate to the net defined benefit liability or asset is charged or credited to 'Finance costs' in the Consolidated Statement of Profit and Loss.

Re-measurement of net defined benefit liability/ asset pertaining to gratuity comprise of actuarial gains/ losses (i.e. changes in the present value of the defined benefit obligation resulting from experience adjustments and effects of changes in actuarial assumptions), the return on plan assets (excluding interest) and the effect of the asset ceiling (if any, excluding interest) and is recognised immediately in the Consolidated balance sheet with a charge or credit recognised in other comprehensive income in the period in which they occur. Re-measurements are not reclassified to profit or loss account in subsequent periods.

Other long-term employee benefit obligations:

No provision for Leaves is made as accumulation and payment/encashment of unused leaves is not allowed to employees.

2.14 Taxation

Tax expense comprises of current and deferred tax and includes any adjustments related to past periods in current and/or deferred tax adjustments that may become necessary due to certain developments or reviews during the relevant period.

Current income tax:

Tax on income for the current period is determined on the basis of taxable income (or on the basis of book profits wherever minimum alternate tax is applicable) and tax credits computed in accordance with the provisions of the Income Tax Act 1961, and based on the expected outcome of assessments/appeals.

Current income tax assets and liabilities are measured at the amount expected to be recovered from or paid to the taxation authorities. The tax rates and tax laws used to compute the amount are those that are enacted or substantively enacted, at the reporting date in the countries where the Group operates and generates taxable income.

Current income tax relating to items recognised outside profit or loss is recognised outside profit or loss (either in other comprehensive income or in equity). Current tax items are



Notes to the Consolidated Financial Statements for the year ended 31st March, 2020 (Contd.)

recognised in correlation to the underlying transaction either in other comprehensive income or directly in equity. Management periodically evaluates positions taken in the tax returns with respect to situations in which applicable tax regulations are subject to interpretation and establishes provisions where appropriate.

Current tax assets and current tax liabilities are offset when there is a legally enforceable right to set off the recognised amounts and there is an intention to settle the asset and the liability on a net basis.

Deferred tax:

Deferred tax is provided using the liability method on temporary differences between the tax bases of assets and liabilities and their carrying amounts for financial reporting purposes at the reporting date.

Deferred tax liabilities are recognised for all taxable temporary differences, except:

- When the deferred tax liability arises from the initial recognition of goodwill or an asset or liability in a transaction that is not a business combination and, at the time of the transaction, affects neither the accounting profit nor taxable profit or loss
- In respect of taxable temporary differences associated with investments in subsidiaries, associates and interests in joint arrangements, when the timing of the reversal of the temporary differences can be controlled and it is probable that the temporary differences will not reverse in the foreseeable future

Deferred tax assets are recognised for all deductible temporary differences, the carry forward of unused tax credits and any unused tax losses & unabsorbed tax depreciation. Deferred tax assets are recognised to the extent that it is probable that taxable profit will be available against which the deductible temporary differences, and the carry forward of unused tax credits and unused tax losses can be utilised, except:

- When the deferred tax asset relating to the deductible temporary difference arises from the initial recognition of an asset or liability in a transaction that is not a business combination and, at the time of the transaction, affects neither the accounting profit nor taxable profit or loss
- In respect of deductible temporary differences associated with investments in subsidiaries, associates and interests in joint arrangements, deferred tax assets are recognised only to the extent that it is probable that the temporary differences will reverse in the foreseeable future and taxable profit will be available against which the temporary differences can be utilised

The carrying amount of deferred tax assets is reviewed at each reporting date and reduced to the extent that it is no longer probable that sufficient taxable profit will be available to allow all or part of the deferred tax asset to be utilised. Unrecognised deferred tax assets are re-assessed at each reporting date and are recognised to the extent that it has become probable that future taxable profits will allow the deferred tax asset to be recovered.

Deferred tax assets and liabilities are measured at the tax rates that are expected to apply in the year when the asset is realised or the liability is settled, based on tax rates (and tax laws) that have been enacted or substantively enacted at the reporting date.

Deferred tax relating to items recognised outside profit or loss is recognised outside profit or loss. Deferred tax items are

recognised in correlation to the underlying transaction either in OCI or directly in equity.

Deferred tax assets and deferred tax liabilities are offset if a legally enforceable right exists to set off current tax assets against current tax liabilities and the deferred taxes relate to the same taxable entity and the same taxation authority.

Deferred Tax Assets include Minimum Alternative Tax (MAT) paid in accordance with the tax laws in India, which is likely to give future economic benefits in the form of availability of set off against future income tax liability. Accordingly, MAT is recognised as deferred tax assets in the Consolidated Balance sheet when the asset can be measured reliably and it is probable that the future economic benefit associated with the asset will be realised.

2.15 Provisions and contingencies

Provisions:

Provisions are recognised when the Group has a present obligation (legal or constructive) as a result of a past event, it is probable that an outflow of resources embodying economic benefits will be required to settle the obligation and a reliable estimate can be made of the amount of the obligation. Provisions are measured at the best estimate of the expenditure required to settle the present obligation at the Balance Sheet date.

If the effect of the time value of money is material, provisions are discounted to reflect its present value using a current pre-tax rate that reflects the current market assessments of the time value of money and the risks specific to the obligation. When discounting is used, the increase in the provision due to the passage of time is recognised as a finance cost.

Where the Group expects some or all of a provision to be reimbursed, the reimbursement is recognised as a separate asset but only when the reimbursement is virtually certain. The expense relating to any provision is presented in the income statement net of any reimbursement.

Contingencies:

Contingent liabilities

A contingent liability is:

- a possible obligation arising from past events, the existence of which will be confirmed only by the occurrence or non-occurrence of one or more uncertain future events not wholly within the control of the Group, or
- a present obligation that arises from past events but is not recognised because :
 - it is not probable that an outflow of resources embodying economic benefits will be required to settle the obligation; or
 - the amount of the obligation cannot be measured with sufficient reliability.

Contingent liabilities are not recognised but disclosed unless the contingency is remote.

Contingent assets

A contingent asset is a possible asset that arises from past events and whose existence will be confirmed only by the occurrence or non-occurrence of one or more uncertain future events not wholly within the control of the Group.

Contingent assets are not recognised but are disclosed when the inflow of economic benefits is probable. When inflow is virtually certain, an asset is recognised.

Notes to the Consolidated Financial Statements for the year ended 31st March, 2020 (Contd.)

2.16 Segment Reporting

Operating segments are defined as components of an enterprise for which discrete financial information is available that is evaluated regularly by the chief operating decision maker, in deciding how to allocate resources and assessing performance. Operating Segments are reported in a manner consistent with the internal reporting provided to the chief operating decision maker.

The Group has identified two operating segments in which it is primarily engaged i.e. the business of providing construction related activities where risks and returns in all the cases are similar and income from investment properties (lease rentals). They have been considered as the reportable segments.

Others segment comprises real estate trading business. None of the business(es) reported as part of others segment meet aggregation criteria or any of the quantitative thresholds for determining reportable segments in the year ended 31st March, 2020 and for the year ended 31st March, 2019.

The Group's Chief Operating Decision Maker (CODM) is the Managing Director who evaluates the Group's performance and allocates resources based on analysis of various performance indicators.

Geographical information :

The Group operates only within India having similar: (i) economic and political conditions, (ii) activities at all project locations and (iii) risk associated with the operations. As such the risks and returns at all project locations are similar. Hence, the geographical information considered for disclosure is not applicable to the Group.

2.17 Related party

A related party is a person or entity that is related to the reporting entity and it includes:

- (a) A person or a close member of that person's family if that person:
 - (i) has control or joint control over the reporting entity;
 - (ii) has significant influence over the reporting entity; or
 - (iii) is a member of the key management personnel of the reporting entity or of a parent of the reporting entity.
- (b) An entity is related to the reporting entity if any of the following conditions apply:
 - (i) The entity and the reporting entity are members of the same Group.
 - (ii) One entity is an associate or joint venture of the other entity.
 - (iii) Both entities are joint ventures of the same third party.
 - (iv) One entity is a joint venture of a third entity and the other entity is an associate of the third entity.
 - (v) The entity has a post-employment benefit plan for the benefit of employees of either the reporting entity or an entity related to the reporting entity.
 - (vi) The entity is controlled or jointly controlled by a person identified in (a).
 - (vii) A person identified in (a) (i) has significant influence over the entity or is a member of the key management personnel of the entity (or of a parent of the entity).
 - (viii) The entity, or any member of a Group of which it is a part, provides key management personnel

services to the reporting entity or to the parent of the reporting entity.

Close members of the family of a person are those family members who may be expected to influence, or be influenced by, that person in their dealings with the entity including:

- (a) that person's children, spouse or domestic partner, brother, sister, father and mother;
- (b) children of that person's spouse or domestic partner; and
- (c) dependents of that person or that person's spouse or domestic partner.

Key management personnel are those persons having authority and responsibility for planning, directing and controlling the activities of the entity, directly or indirectly, including any director (whether executive or otherwise) of that entity.

Related party transactions and outstanding balances disclosed in the consolidated financial statements are in accordance with the above definition as per Ind AS- 24.

2.18 Cash and cash equivalents

Cash and cash equivalents in the Consolidated Balance Sheet comprise cash at banks & in hand and short term deposits/investments with an original maturity of three months or less from the date of acquisition, which are subject to an insignificant risk of changes in value. These exclude bank balances (including deposits) held as margin money or security against borrowings, guarantees etc. being not readily available for use by the Group.

For the purpose of the Consolidated Statement of cash flows, cash and cash equivalents consist of cash and short term deposits and exclude items which are not available for general use as on the date of Consolidated Balance Sheet, as defined above, net of bank overdrafts which are repayable on demand where they form an integral part of an entity's cash management.

2.19 Dividend to equity holders of the Group

The Group recognises a liability to make dividend distributions to equity holders of the Group when the distribution is authorised and the distribution is no longer at the discretion of the Group. As per the corporate laws in India, a distribution is authorised when it is approved by the shareholders. A corresponding amount is recognised directly in equity.

2.20 Cash Flow Statement

Consolidated Statement of Cash Flows is prepared segregating the cash flows into operating, investing and financing activities. Cash flow from operating activities is reported using indirect method as set out in Ind AS 7 'Statement of Cash Flows', adjusting the net profit for the effects of:

- i. changes during the period in inventories and operating receivables and payables transactions of a non-cash nature;
- ii. non-cash items such as depreciation, provisions, deferred taxes, unrealised foreign currency gains and losses, and
- iii. all other items for which the cash effects are investing or financing cash flows.

2.21 Earnings per share

The Basic Earnings per equity share ('EPS') is computed by dividing the net profit or loss after tax before other



Notes to the Consolidated Financial Statements for the year ended 31st March, 2020 (Contd.)

comprehensive income for the year attributable to the equity shareholders of the Parent by weighted average number of equity shares outstanding during the year.

Diluted earnings per equity share are computed by dividing the net profit or loss before OCI attributable to equity holders of the Group by the weighted average number of equity shares considered for deriving basic earnings per equity share and also the weighted average number of equity shares that could have been issued upon conversion of all dilutive potential equity shares (including options and warrants). The dilutive potential equity shares are adjusted for the proceeds receivable had the equity shares been actually issued at fair value. Dilutive potential equity shares are deemed converted as of the beginning of the period unless issued at a later date. Anti-dilutive effects are ignored.

2.22 Events after Reporting date

Where events occurring after the Balance Sheet date provide evidence of conditions that existed at the end of the reporting period, the impact of such events is adjusted within the Consolidated financial statements. Where the events are indicative of conditions that arose after the reporting period, the amounts are not adjusted, but are disclosed if those non-adjusting events are material.

2.23 Corporate Social Responsibility (CSR) expenditure

The Group charges its CSR expenditure during the year to the Consolidated statement of profit & loss.

2.24 Recent Indian Accounting Standards (Ind AS)

Ministry of Corporate Affairs ("MCA") notifies new standard or amendments to the existing standards. There is no such notification which would have been applicable from 1st April, 2020.

Notes to the Consolidated Financial Statements for the year ended 31st March, 2020 (Contd.)

3 PROPERTY, PLANT & EQUIPMENT

As at 31st March, 2020

Cost Or Deemed Cost	Land-Lease- hold	Land- Free- hold	Building	Plant & Machinery	Shuttering Material	Earth Movers	Vehicles	Commercial Vehicles	Furniture & Fixtures	Office Equip- ments	Air Condi- tioners	Computers	Total Property, Plant & Equip- ment	Capital Work In Progress
Balance as at 01.04.2018	352.77	24.74	366.70	8,797.39	3,102.34	64.21	558.37	326.13	82.60	135.73	44.14	107.71	13,962.84	30.61
Additions	-	-	-	839.86	1,377.85	-	150.68	80.66	52.56	59.38	23.42	83.94	2,668.35	43.57
Sales / Adjustments	-	-	-	1.02	-	-	78.30	21.59	-	-	-	-	100.92	30.61
Balance as at 31.03.2019	352.77	24.74	366.70	9,636.23	4,480.19	64.21	630.75	385.21	135.15	195.11	67.56	191.65	16,530.27	43.57
Additions	-	-	-	952.73	2,081.32	108.37	192.36	18.70	11.09	64.65	27.91	93.81	3,550.95	20.74
Reclassification on account of Ind AS-116	(352.77)	-	-	-	-	-	-	-	-	-	-	-	(352.77)	-
Sales / Adjustments	-	-	-	-	-	-	11.47	-	-	0.49	-	-	11.96	43.57
Balance as at 31.03.2020	-	24.74	366.70	10,588.96	6,561.51	172.59	811.64	403.91	146.24	259.27	95.47	285.47	19,716.49	20.74
Accumulated Depreciation	Land-Lease- hold	Land- Free- hold	Building	Plant & Machinery	Shuttering Material	Earth Movers	Vehicles	Commercial Vehicles	Furniture & Fixtures	Office Equip- ments	Air Condi- tioners	Computers	Total Property, Plant & Equip- ment	Capital Work In Progress
Balance as at 01.04.2018	10.63	-	11.36	2,469.23	1,327.67	18.08	117.33	174.60	29.30	65.12	18.24	47.63	4,289.20	-
Depreciation Expenses	5.32	-	6.93	1,218.04	903.36	10.20	103.40	57.89	22.14	34.97	12.19	43.79	2,418.22	-
Deductions / Adjustments	-	-	-	0.08	-	-	75.72	21.59	-	-	-	-	97.39	-
Balance as at 31.03.2019	15.95	-	18.29	3,687.20	2,231.03	28.28	145.02	210.90	51.44	100.08	30.43	91.42	6,610.04	-
Depreciation Expenses	-	-	6.93	1,307.69	1,113.77	15.85	102.06	46.54	17.65	37.07	14.20	60.79	2,722.55	-
Reclassification on account of Ind AS-116	(15.95)	-	-	-	-	-	-	-	-	-	-	-	(15.95)	-
Deductions / Adjustments	-	-	-	-	-	-	10.95	-	-	0.36	-	-	11.31	-
Balance as at 31.03.2020	-	-	25.22	4,994.88	3,344.80	44.13	236.12	257.44	69.09	136.79	44.63	152.21	9,305.32	-
Net Carrying Value	Land-Lease- hold	Land- Free- hold	Building	Plant & Machinery	Shuttering Material	Earth Movers	Vehicles	Commercial Vehicles	Furniture & Fixtures	Office Equip- ments	Air Condi- tioners	Computers	Total Property, Plant & Equip- ment	Capital Work In Progress
Net carrying Value as on 31.03.2019	336.82	24.74	348.41	5,949.03	2,249.17	35.93	485.73	174.31	83.71	95.03	37.13	100.24	9,920.24	43.57
Net carrying Value as on 31.03.2020	-	24.74	341.49	5,594.08	3,216.71	128.46	575.52	146.46	77.15	122.47	50.84	133.26	10,411.17	20.74

NOTE :- NOTE :- i) Land-Leasehold includes ₹ Nil (previous year ₹ 13.60 Lakhs) pending registration in the name of the holding company.

ii) Building includes ₹ 345.60 Lakhs (previous year ₹ 345.60 Lakhs) pending registration in the name of the holding company.

iii) CWIP represents Plant & machinery in transit ₹ 20.74 Lakhs (previous year ₹ 43.57 Lakhs)

iv) Refer note No. 23 & 27 for hypothecation/ pledge of assets.



Notes to the Consolidated Financial Statements for the year ended 31st March, 2020 (Contd.)

4 RIGHT OF USE ASSETS

(₹ in Lakhs)

	LANDS
Gross Carrying Value as at 01.04.2018	-
Additions	-
Disposals	-
Gross Carrying Value as at 31.03.2019	-
Reclassification on account of Ind AS-116 as on 01.04.2019	336.82
Additions	-
Disposals	-
Gross Carrying Value as at 31.03.2020	336.82
	LANDS
Depreciation (Accumulated depreciation)	
Balance as at 01.04.2018	-
Charge for the year	-
Disposals	-
Balance as at 31.03.2019	-
Charge for the year	5.32
Disposals	-
Balance as at 31.03.2020	5.32
	LANDS
Net carrying Value as on 31.03.2019	-
Net carrying Value as on 31.03.2020	331.50

NOTE: (i) Right of Use Assets include ₹ 13.60 Lakhs (previous year ₹ Nil) pending registration in the name of the holding company.
(ii) Also refer note No. 45 of leases.

5 INVESTMENT PROPERTIES

(₹ in Lakhs)

	RIGHT OF USE ASSETS (BUILD- ING)	FREEHOLD LAND	TEMPORARY BUILDING STRUCTURE	TOTAL
Cost or Deemed Cost				
Balance as at 01.04.2018	9,203.13	387.76	3.87	9,594.75
Additions	223.82	-	-	223.82
Disposals	-	-	-	-
Balance as at 31.03.2019	9,426.95	387.76	3.87	9,818.58
Impact an account of adoption of Ind AS-116 as on 01.04.2019	2,992.77	-	-	2,992.77
Additions	68.17	-	-	68.17
Disposals	-	-	-	-
Balance as at 31.03.2020	12,487.89	387.76	3.87	12,879.52
	RIGHT OF USE ASSETS (BUILD- ING)	FREEHOLD LAND	TEMPORARY BUILDING STRUCTURE	TOTAL
Depreciation (Accumulated depreciation)				
Balance as at 01.04.2018	514.26	-	-	514.26
Charge for the year	310.22	-	-	310.22
Disposals	-	-	-	-
Balance as at 31.03.2019	824.48	-	-	824.48
Charge for the year	426.89	-	-	426.89
Disposals	-	-	-	-
Balance as at 31.03.2020	1,251.37	-	-	1,251.37

Notes to the Consolidated Financial Statements for the year ended 31st March, 2020 (Contd.)

	RIGHT OF USE ASSETS (BUILD- ING)	FREEHOLD LAND	TEMPORARY BUILDING STRUCTURE	TOTAL
Net carrying Value as on 31.03.2019	8,602.47	387.76	3.87	8,994.09
Net carrying Value as on 31.03.2020	11,236.52	387.76	3.87	11,628.15

- (i) Pursuant to an Agreement to Develop / License agreement with Rajasthan State Road Transport Corporation (RSRTC) the Holding Company has developed a building (being Bus Terminal and Depot and Commercial Complex at Kota) on the land belonging to RSRTC. The license fee payable to RSRTC are as follows :

Details of area/space to be used for shops/stalls or other occupants	License fee upto 36 months	License fee after 36 months upto the license period of 30 years	License fee after 30 years for a further period of 10 years
For the space area 15 Sqm or more area	₹ 10/- per Sqm per month	₹ 50/- per Sqm per month with 10% cumulative increase every year.	License fee effective as on Completion of 30 years and others terms & conditions will remain unchanged.
For space less than 15 Sqm	₹ 150/- per month in each case.	₹ 750/- per month in each case with 10% cumulative increase every year.	License fee effective as on completion of 30 years and others terms & conditions will remain unchanged.

The expenditure (construction cost) incurred has been shown above under the main head "Investment Property" and sub-head "Right of Use Assets (Building)". The Holding Company has a right to Lease Right of Use Asset (Commercial Complex). The primary lease period of Commercial complex is 30 years which can be extended for a further period of 10 years at the option of the Holding Company from the date of completion of the project. Thereafter, the Commercial Complex will be handed over to RSRTC. The Holding Company does not have any right to sell the building but only to sub-lease. The Holding Company has no further contractual obligations to purchase, construct or develop the said investment property.

There is a contractual obligation on the Holding Company to maintain the commercial complex. The actual maintenance charges will be recovered from the occupants of the commercial complex. Revenue from advertisement, outside the building shall be shared between RSRTC & the Company in 50:50 ratio.

- (ii) Information regarding income and expenditure of investment properties

(₹ in Lakhs)

	Year Ending 31.03.2020	Year Ending 31.03.2019
Rental Income	617.94	448.77
Less: direct operating expenses(including repairs and maintenance) that did not generate rental income	420.53	562.84
Less: direct operating expenses(including repairs and maintenance) that generated rental income	404.75	418.45
Profit/(loss) from investment properties before depreciation	(207.34)	(532.52)
Less: depreciation expense	426.89	310.22
Profit/ (loss) from investment properties after depreciation	(634.22)	(842.74)

- (iii) Fair Value:

(₹ in Lakhs)

	31.03.2020	31.03.2019
Freehold Land (Held by Subsidiary Companies)	1,928.50	1,948.50
Right of Use Assets	11,571.77	11,265.47

Fair value hierarchy and valuation technique

The fair value of investment property, being Building at Kota, has been determined by external, accredited independent registered valuer having appropriate recognized professional qualification and recent experience in the location and category of the property being valued. Fair value has been arrived at by using discounted cash flow method. The fair value measurement has been categorised as Level 3.

- (iv) Also refer note No. 45 of leases.



Notes to the Consolidated Financial Statements for the year ended 31st March, 2020 (Contd.)

6 GOODWILL

	(₹ in Lakhs)
COST OR DEEMED COST	GOODWILL
Balance as at 01.04.2018	138.00
Additions	-
Sales / Adjustments	-
Balance as at 31.03.2019	138.00
Additions	-
Sales / Adjustments	-
Balance as at 31.03.2020	138.00
ACCUMULATED DEPRECIATION	GOODWILL
Balance as at 01.04.2018	-
Depreciation Expenses	-
Deductions / Adjustments	-
Balance as at 31.03.2019	-
Depreciation Expenses	-
Deductions / Adjustments	-
Balance as at 31.03.2020	-
NET CARRYING VALUE	GOODWILL
Net carrying Value as on 31.03.2019	138.00
Net carrying Value as on 31.03.2020	138.00

7 OTHER INTANGIBLE ASSETS

	(₹ in Lakhs)
COST OR DEEMED COST	COMPUTER SOFTWARE
Balance as at 01.04.2018	123.69
Additions	45.12
Sales / Adjustments	-
Balance as at 31.03.2019	168.81
Additions	35.32
Sales / Adjustments	-
Balance as at 31.03.2020	204.13
ACCUMULATED DEPRECIATION	COMPUTER SOFTWARE
Balance as at 01.04.2018	45.51
Depreciation Expenses	27.35
Deductions / Adjustments	-
Balance as at 31.03.2019	72.86
Depreciation Expenses	32.39
Deductions / Adjustments	-
Balance as at 31.03.2020	105.25
NET CARRYING VALUE	COMPUTER SOFTWARE
Net carrying Value as on 31.03.2019	95.95
Net carrying Value as on 31.03.2020	98.88

Notes to the Consolidated Financial Statements for the year ended 31st March, 2020 (Contd.)

8 NON-CURRENT FINANCIAL ASSETS - LOANS

(Unsecured, considered good unless otherwise stated)

(₹ in Lakhs)

Particulars	As at 31.03.2020	As at 31.03.2019
Security Deposits	686.55	672.47
Employee Loans and Advances	0.50	2.97
Loan receivables which have significant increase in credit risk	-	-
Loan receivables - credit impaired	-	-
Total	687.05	675.44

9 TRADE RECEIVABLES (NON CURRENT)

(₹ in Lakhs)

Particulars	As at 31.03.2020	As at 31.03.2019
Trade receivables considered good - unsecured	10,392.18	7,717.50
Trade receivables which have significant increase in credit risk	-	-
Trade receivables - credit impaired	608.14	610.79
Total Trade Receivables	11,000.32	8,328.29
Less: Allowances for expected credit loss	(608.14)	(610.79)
	10,392.18	7,717.50

- (i) Refer Note 49 for details pertaining to ECL
- (ii) No trade or other receivables are due from directors or other officers of the Company either severally or jointly with any other person. Nor any trade or other receivables are due from firms or private companies in which any director is a partner, a director or a member.
- (iii) Trade receivables have been hypothecated/pledged as security for borrowings/ working capital facilities, refer note 27 for details.

10 OTHER NON-CURRENT FINANCIAL ASSETS

(₹ in Lakhs)

Particulars	As at 31.03.2020	As at 31.03.2019
Unsecured, considered good:		
Non-current deposits with banks (Refer note 17)	2,148.06	1,017.32
Interest accrued but not due on non-current bank deposits	106.62	74.59
Earnest Money Deposit	44.30	44.30
Other advances	165.43	165.43
Sub-total (A)	2,464.41	1,301.64
Unsecured, considered doubtful:		
Advance others	27.51	27.51
Less: Provision for doubtful advances	(27.51)	(27.51)
Sub-total (B)	-	-
Total	2,464.41	1,301.64



Notes to the Consolidated Financial Statements for the year ended 31st March, 2020 (Contd.)

11 INCOME TAX AND DEFERRED TAX

A. COMPONENTS OF INCOME TAX EXPENSE

I. Tax Expense recognized to Statement of Profit and Loss:

(₹ in Lakhs)

Particulars	Year Ending 31.03.2020	Year Ending 31.03.2019
a. Current tax		
Current Year Income Tax Expense	2,885.57	6,480.42
Adjustments/(credits) related to previous years - Value Added Tax	-	529.24
Adjustments/(credits) related to previous years - Others(net)	(23.31)	(85.19)
Total (a)	2,862.26	6,924.47
a. Deferred Tax Charge / (Credit)		
Relating to origination and reversal of temporary differences	353.12	(186.05)
Adjustments/(credits) related to previous years - Value Added Tax	-	(529.24)
Total (b)	353.12	(715.29)
Income tax expense reported in the Statement of Profit and Loss (a+b)	3,215.38	6,209.18

II. Tax on Other Comprehensive Income

(₹ in Lakhs)

Particulars	Year Ending 31.03.2020	Year Ending 31.03.2019
Deferred Tax Charge / (Credit)		
(Gain)/loss on remeasurement of net defined benefit plans	0.59	(98.36)
Income tax expense reported in Other Comprehensive Income	0.59	(98.36)

B. RECONCILIATION OF TAX EXPENSE AND THE ACCOUNTING PROFIT MULTIPLIED BY INDIA'S DOMESTIC TAX RATE :

(₹ in Lakhs)

Particulars	Year Ending 31.03.2020	Year Ending 31.03.2019
Accounting profit before income tax	9,654.53	17,940.73
Enacted tax rate (%)	25.168%	34.944%
Tax on accounting profit at above rate	2,429.85	6,269.21
Adjustments in respect of current income tax of previous years	(23.31)	(85.19)
Effect of different tax rate of subsidiaries	0.10	0.57
Non-deductible/(deductible) expenses for tax purposes	808.74	24.59
-CSR expenditure	17.13	3.87
-Depreciation on leasehold land	1.34	1.86
-Interest on Income tax provision	1.19	16.74
-Donation	1.59	0.84
-Effect of deferred tax balances due to the changes in Income tax rate from 34.944% to 25.168% *	792.49	-
- Other non-deductible/(deductible) expenses	2.99	1.66
-Deductible expenses for donation paid	(7.99)	(0.38)
Income tax expense reported in the Statement of Profit and Loss	3,215.38	6,209.18

* The Holding Company elected the option of lower tax rates allowed under section 115BAA of the Income Tax Act, 1961 as introduced by the Taxation Laws (Amendment) Ordinance 2019. Accordingly the re-measurement of accumulated deferred tax asset has resulted one-time additional charge of ₹ 792.49 Lakhs which has been recognized in the statement of Profit and Loss in the financial year 2019-20.

Notes to the Consolidated Financial Statements for the year ended 31st March, 2020 (Contd.)

C. MOVEMENT IN DEFERRED TAX ASSETS AND LIABILITIES

(₹ in Lakhs)

Particulars	As at 01.04.2018	Charge/ (Credit) in the Statement of Profit and Loss	Charge/(Credit) in Other Comprehensive Income	As at 31.03.2019	Effect of Ind AS 116 as on 01.04.2019	Charge/ (Credit) in the Statement of Profit and Loss	Charge/(Credit) in Other Comprehensive Income	As at 31.03.2020
Deferred tax liabilities								
On Security Deposit	0.83	0.27	-	1.09		(0.49)	-	0.60
On Unbilled Revenue	152.39	6.10	-	158.49		(44.34)	-	114.15
Total deferred tax liabilities	153.21	6.37	-	159.58	-	(44.83)	-	114.75
Deferred tax assets								
On property, plant and equipment including Right of Use	618.27	(83.37)	-	534.90	(1,045.79)	172.71	-	(338.18)
On provision for doubtful debts and advances	400.12	43.54	-	443.65		(124.12)	-	319.54
On provision for compensated absences (Bonus)	301.07	59.63	-	360.70		(7.82)	-	352.88
On Gratuity and other employee benefits	186.85	(35.82)	98.36	249.39		(15.52)	(0.59)	233.28
On Interest payable on VAT demand	305.64	-	-	305.64		(85.51)	-	220.13
On VAT demand	-	529.24	-	529.24		(148.06)	-	381.18
On discounting of Reliance Project (Ind AS)	-	-	-	-		189.11	-	189.11
On CCTV Project Warranty	-	-	-	-		15.10	-	15.10
On license fees of Kota Project	360.34	208.44	-	568.78	(568.78)	-	-	-
On lease liabilities as per Ind AS 116	-	-	-	-	1,493.33	(393.85)	-	1,099.48
Total deferred tax assets	2,172.29	721.65	98.36	2,992.30	(121.24)	(397.95)	(0.59)	2,472.52
Deferred tax assets (Net)	2,019.07	715.29	98.36	2,832.72	(121.24)	(353.12)	(0.59)	2,357.77



Notes to the Consolidated Financial Statements for the year ended 31st March, 2020 (Contd.)

12 NON-CURRENT TAX ASSETS

(₹ in Lakhs)

Particulars	As at 31.03.2020	As at 31.03.2019
Advance Income tax /TDS (net of provisions)	2,015.55	175.19
Total	2,015.55	175.19

13 OTHER NON-CURRENT ASSETS

(₹ in Lakhs)

Particulars	As at 31.03.2020	As at 31.03.2019
Contract Assets		
Due on performance of future obligations		
Retention money	6,014.25	3,043.27
Retention money - credit impaired	260.07	214.86
Less: Allowances for expected credit loss	(260.07)	(214.86)
Sub-total (A)	6,014.25	3,043.27
Unsecured, considered good:		
Prepaid Expenses	573.56	291.88
Others	213.82	158.49
Sub-total (B)	787.38	450.37
Unsecured, considered doubtful:		
Capital Advance	50.00	50.00
Less: Provision for doubtful advance	(50.00)	(50.00)
Sub-total (C)	-	-
Total	6,801.63	3,493.64

- (i) Refer Note 49 for details pertaining to ECL
(ii) Retention money have been hypothecated/ pledged as security for borrowings/ working capital facilities, refer note 27 for details.

14 INVENTORIES (AT LOWER OF COST OR NET REALIZABLE VALUE)

(₹ in Lakhs)

Particulars	As at 31.03.2020	As at 31.03.2019
Raw Material (includes in transit ₹ 608.70 Lakhs Previous Year ₹ 1,194.53 Lakhs)	16,751.78	9,738.76
Inventory Properties (refer note (ii) below)	5,566.81	5,284.95
Less: Loss in value	(252.74)	(235.20)
Sub-total	5,314.08	5,049.75
Scrap	14.25	22.59
Total	22,080.11	14,811.10

- (i) Inventories have been hypothecated/ pledged as security for borrowings, refer note 27 for details.
(ii) Inventory Properties :
Represents Properties/Flats (including under construction) acquired for sale in the ordinary course of business. Refer note 2.12 (b) of Accounting Policies.

(a) Comprises

(₹ in Lakhs)

Particulars	As at 31.03.2020	As at 31.03.2019
Opening Stock	5,284.95	5,499.55
Purchases (Payment to contractors/ builders)	835.41	2,381.53
Irrecoverable amount written off / Loss in value	252.74	235.20
Cost of sales of Inventory property	553.55	2,596.13
Closing Stock	5,314.08	5,049.75

(b) Comprises flats

(₹ in Lakhs)

Particulars	As at 31.03.2020	As at 31.03.2019
Registered in the name of the Company	3,164.79	2,258.40
Pending registration in the name of the Company	2,149.28	2,564.36
Under construction	-	227.00
Total	5,314.08	5,049.75

Notes to the Consolidated Financial Statements for the year ended 31st March, 2020 (Contd.)

15 TRADE RECEIVABLES (CURRENT)

(₹ in Lakhs)

Particulars	As at 31.03.2020	As at 31.03.2019
Trade receivables considered good - unsecured	49,334.28	51,781.75
Trade receivables which have significant increase in credit risk	-	-
Trade receivables - credit credit impaired	291.89	252.45
Total Trade Receivables	49,626.17	52,034.20
Less: Allowances for expected credit loss	(291.89)	(252.45)
	49,334.28	51,781.75

(i) Refer Note 49 for details pertaining to ECL

(ii) Trade Receivables have been hypothecated/pledged as security for borrowings, refer note 27 for details.

16 CASH AND CASH EQUIVALENTS

(₹ in Lakhs)

Particulars	As at 31.03.2020	As at 31.03.2019
Cash-on-hand	63.33	48.30
Deposits with original maturity of less than 3 months	670.69	-
Balance with banks		
-In current accounts	15,773.42	13,720.66
Total	16,507.44	13,768.96

17 BANK BALANCES OTHER THAN CASH & CASH EQUIVALENTS MENTIONED ABOVE

(₹ in Lakhs)

Particulars	As at 31.03.2020	As at 31.03.2019
Balance with banks (A)		
-In unpaid dividend account (i)	0.32	0.17
Bank Deposits (B)		
Deposits with remaining maturity for less than 12 months	7,886.21	7,156.71
Deposits with remaining maturity for more than 12 months	2,148.06	1,017.32
Total (ii)	10,034.27	8,174.03
Less : Amount disclosed under non current financial assets (Refer note 10)	2,148.06	1,017.32
Sub-total (B)	7,886.21	7,156.71
Total (A+B)	7,886.53	7,156.88

(i) These balances are not available for use by the Holding Company as they represent corresponding unpaid dividend liabilities.

(ii) Deposits of ₹ 9,909.27 Lakhs (Previous year ₹ 5,637.24 Lakhs) are pledged with banks as margin for bank guarantees, letters of credit & working capital loan, deposited with the court for legal case against the holding company and against earnest money with Clients.

18 CURRENT FINANCIAL ASSETS - LOANS

(Unsecured, considered good unless otherwise stated)

(₹ in Lakhs)

Particulars	As at 31.03.2020	As at 31.03.2019
Employee Loans and Advances*	113.78	53.07
Loan receivables which have significant increase in credit risk	-	-
Loan receivables - credit impaired	-	-
Total	113.78	53.07

* Includes ₹ 0.95 Lakhs (previous year ₹ 1.70 Lakhs) due from related party (refer note 46).



Notes to the Consolidated Financial Statements for the year ended 31st March, 2020 (Contd.)

19 OTHER CURRENT FINANCIAL ASSETS

(Unsecured, considered good unless otherwise stated)

(₹ in Lakhs)

Particulars	As at 31.03.2020	As at 31.03.2019
Earnest Money Deposit	674.58	1,365.84
Interest receivable on bank deposits	241.06	263.93
Other Receivables	205.26	137.63
Total	1,120.90	1,767.40

20 OTHER CURRENT ASSETS

(Unsecured, considered good unless otherwise stated)

(₹ in Lakhs)

Particulars	As at 31.03.2020	As at 31.03.2019
Contract Assets		
Unbilled Revenue *	12,035.62	7,872.37
Due on performance of future obligations		
Retention money	11,433.30	13,118.65
Retention money - credit impaired	32.01	114.00
Less: Allowances for expected credit loss	(32.01)	(114.00)
Sub-total	23,468.92	20,991.02
Advance to Suppliers & Petty Contractors	1,500.45	703.47
Prepaid Expenses	768.15	621.16
Balance with Government Authority	5,781.29	1,496.99
Others	2.24	5.50
Total	31,521.05	23,818.14

* Classified as non financial asset as the contractual right to consideration is dependent on completion of contractual milestones.

- (i) Refer Note 49 for details pertaining to ECL
- (ii) Retention money have been hypothecated/ pledged as security for borrowings/ working capital facilities, refer note 27 for details.

21 EQUITY SHARE CAPITAL

(₹ in Lakhs)

Particulars	As at 31.03.2020	As at 31.03.2019
Authorised Capital		
10,00,00,000, Equity Share of ₹ 2/- each (Previous Year 10,00,00,000 Equity Share of ₹ 2/- each)	2,000.00	2,000.00
Issued, Subscribed & Paidup		
6,69,87,560 Equity Shares of ₹ 2/- each fully paid up (Previous Year 6,69,87,560 Equity Shares of ₹ 2/- each fully paid up)	1,339.75	1,339.75
Total	1,339.75	1,339.75

(i) Reconciliation of the number of Equity shares outstanding at the beginning and at the end of the reporting period

Particulars	As at 31.03.2020		As at 31.03.2019	
	No. of Shares	₹ in Lakhs	No. of Shares	₹ in Lakhs
At the beginning of the period	66987560	1,339.75	66987560	1,339.75
Add : Shares issued during the year	-	-	-	-
Outstanding at the end of the year	66987560	1,339.75	66987560	1,339.75

Notes to the Consolidated Financial Statements for the year ended 31st March, 2020 (Contd.)

(ii) Terms / Rights attached to equity shares

The Holding Company has only one class of equity share having a par value of ₹ 2/- per share. Each equity shareholder is entitled for one vote per share.

The Holding Company declares and pays dividend in Indian Rupees. The dividend proposed by the Board of Directors of the Holding Company is subject to the approval of the Members/Shareholders of the Holding Company in the ensuing Annual General Meeting.

As per records of the Holding Company, including its register of Shareholders/Members and other declarations received from shareholders regarding beneficial interest, the above shareholding represents both legal and beneficial ownership of shares.

In the event of liquidation of the Holding Company, the holders of equity shares will be entitled to receive remaining assets of the Holding Company, after distribution of all preferential amounts. This distribution will be in proportion to the number of equity shares held by the shareholder.

(iii) Details of shareholders holding more than 5% shares in the Holding Company

Particulars	As at 31.03.2020		As at 31.03.2019		
	No. of Shares	%age of Holdings	No. of Shares	%age of Holdings	
Equity shares of ₹ 2/- each fully paid up					
Mr. Bikramjit Ahluwalia	Promoter	7994257	11.93	7961198	11.88
Mrs. Sudershan Walia	Promoter	22252380	33.22	22252380	33.22
DSP Equity & Bond Fund	Mutual Fund	6343273	9.47	6284417	9.38
Mr. Shobhit Uppal	Promoter	4308000	6.43	4308000	6.43
Nalanda India Equity Fund Limited	Body Corporate	3870102	5.78	3870102	5.78

As per records of the Holding Company including its register of shareholders/ members, the above share holding represents both legal and beneficial ownership of shares.

(iv) Distribution made and proposed

(₹ in Lakhs)

Particulars	For 31.03.2020	For 31.03.2019
Cash dividend on equity shares declared and paid:		
Final dividend for the year ended on 31st March, 2019 @ ₹ 0.30 per share of face value of ₹ 2 each [31st March, 2018 : @ ₹ 0.30 per share of face value of ₹ 2 each]	200.96	200.96
Dividend Distribution Tax (DDT) on final dividend	41.31	41.31

(₹ in Lakhs)

Particulars	For 31.03.2020	For 31.03.2019
Proposed dividend on equity shares:		
Final dividend for the year ended on 31st March, 2020 NIL [31st March, 2019 @ ₹ 0.30 per share of face value of ₹ 2 each]	-	200.96
Dividend Distribution Tax (DDT) on proposed dividend	-	41.31

Proposed dividend on equity shares is subject to approval at the annual general meeting and is not recognised as a liability (including DDT thereon) as at balance sheet date.

22 OTHER EQUITY

(₹ in Lakhs)

Particulars	As at 31.03.2020	As at 31.03.2019
Reserve and Surplus :		
Securities Premium	5,061.00	5,061.00
General Reserve	3,272.97	3,272.97
Retained Earnings	70,829.18	64,270.06
Less :- Cash Dividend (Final) (Refer note 21 (iv))	(200.96)	(200.96)
Less :- Dividend Distribution Tax	(41.31)	(41.31)
Total reserve and surplus	78,920.88	72,361.76
Other Comprehensive Income :		
Equity Instruments through Other Comprehensive Income (net of tax)	22.35	22.35
Total Other Comprehensive Income	22.35	22.35
Total	78,943.23	72,384.11



Notes to the Consolidated Financial Statements for the year ended 31st March, 2020 (Contd.)

Nature and purpose of reserves

(i) Securities Premium

The amount received in excess of face value of the equity shares is recognised in Securities Premium. This can be utilized in accordance with the provisions of the Companies Act, 2013.

(ii) General Reserve

This Reserve is created by an appropriation from one component of equity (generally retained earnings) to another, not being an item of Other Comprehensive Income.

(iii) Retained Earnings

Retained earnings are the profits that has earned till date, less any transfer to General Reserve, dividends or other distributions paid to the shareholder

23 NON CURRENT BORROWINGS

(₹ in Lakhs)

Particulars	AS AT 31.03.2020		AS AT 31.03.2019	
SECURED :-				
Term Loans				
From Banks	69.37		79.76	
Less : Current maturity (Refer note 29)	26.01	43.36	17.44	62.32
Vehicle Loans				
From Banks	18.13		7.42	
Less : Current maturity (Refer note 29)	6.90	11.23	6.82	0.60
Total		54.59		62.92

As at March 31, 2020 - Security details

- Term Loan outstanding from HDFC Bank of ₹ 51.16 Lakhs against Machinery is secured by way of hypothecation of specified Machinery/ Equipment. The term loan bear interest rate 8.40%. The same is repayable in 59 monthly installments that commenced from 01.05.2018.
- Term Loan outstanding from HDFC Bank of ₹ 11.16 Lakhs against Machinery is secured by way of hypothecation of specified Machinery/ Equipment. The term loan bear interest rate 8.40%. The same is repayable in 59 monthly installments that commenced from 05.06.2018.
- Term Loan outstanding from HDFC Bank of ₹ 3.31 Lakhs against Machinery is secured by way of hypothecation of specified Machinery/ Equipment. The term loan bear interest rate 9.51%. The same is repayable in 12 monthly installments that commenced from 01.06.2019.
- Term Loan outstanding from HDFC Bank of ₹ 3.73 Lakhs against Machinery is secured by way of hypothecation of specified Machinery/ Equipment. The term loan bear interest rate 9.51%. The same is repayable in 12 monthly installments that commenced from 01.06.2019.
- Vehicle Loan outstanding from HDFC Bank of ₹ 0.60 Lakhs is secured by way of hypothecation of specified vehicle. The term loan bear interest rate 8.40%. The same is repayable in 36 monthly installments that commenced from 07.05.2017.
- Vehicle loan outstanding from HDFC Bank of ₹ 17.53 Lakhs against Bus is secured by hypothecation of specified vehicle. The term loan bear interest rate is 9.00%. The same is repayable in 36 monthly installments that commenced 05.11.2019.

As at March 31, 2019 - Security details

- Term Loan outstanding from HDFC Bank of ₹ 65.55 Lakhs against Machinery is secured by way of hypothecation of specified Machinery/ Equipment. The term loan bear interest rate 8.40%. The same is repayable in 59 monthly installments that commenced from 01.05.2018.
- Term Loan outstanding from HDFC Bank of ₹ 14.20 Lakhs against Machinery is secured by way of hypothecation of specified Machinery/ Equipment. The term loan bear interest rate 8.40%. The same is repayable in 59 monthly installments that commenced from 05.06.2018.
- Vehicle Loan outstanding from HDFC Bank of ₹ 7.42 Lakhs is secured by way of hypothecation of specified vehicle. The term loan bear interest rate 8.40%. The same is repayable in 36 monthly installments that commenced from 07.05.2017.

24 OTHER NON-CURRENT FINANCIAL LIABILITIES

(₹ in Lakhs)

Particulars	As at 31.03.2020	As at 31.03.2019
Security deposits (Lease rent)	312.01	284.20
Lease License equalization	-	1,506.37
Total	312.01	1,790.57

Notes to the Consolidated Financial Statements for the year ended 31st March, 2020 (Contd.)

25 NON CURRENT PROVISIONS

(₹ in Lakhs)

Particulars	As at 31.03.2020	As at 31.03.2019
Provision for Gratuity (Refer note 43)	649.28	469.41
Total	649.28	469.41

26 OTHER NON-CURRENT LIABILITIES

(₹ in Lakhs)

Particulars	As at 31.03.2020	As at 31.03.2019
Contract Liability-		
Mobilisation Advance	6,795.56	4,455.53
Deferred revenue - rental	5.71	18.26
Total	6,801.27	4,473.79

27 CURRENT BORROWINGS

(₹ in Lakhs)

Particulars	As at 31.03.2020	As at 31.03.2019
Secured		
Working Capital Loan from Banks	2,400.28	3,026.66
Unsecured		
From related party (Refer note 46)	2,250.00	2,997.13
Total	4,650.28	6,023.79

Working Capital loans From various banks are secured by way of

- First pari-passu charge on all existing and future current assets of the holding company.
- Pari-passu charge on current assets / fixed assets to IDFC Bank Limited so as to provide 1.0x cover.
- Equitable mortgage of properties situated as B-21, Geetanjali Enclave, New Delhi owned by promoter director with Yes Bank Limited.
- Pledge of 1,02,71,380 No. of equity shares to Punjab & Sind bank, 20,00,000 equity shares to Bank of Maharashtra, 22,99,000 equity shares with Yes Bank Limited, 7,55,000 equity shares with RBL Bank Limited and 5,40,000 equity shares with IDFC Bank Limited by promoter directors and their relatives.
- Personal Guarantees of directors (i) Mr. Bikramjit Ahluwalia (ii) Mr. Shobhit Uppal (iii) Mr. Vikas Ahluwalia, and relative of the directors (iv) Mrs. Sudershan Walia
- The working capital loan from Banks bear floating interest rate ranging from MCLR plus 0.75% to 2.90%.
- Loan against FDR from HDFC Bank amounting to ₹ 800 Lakhs carrying interest rate @ 8%.
- Unsecured loan is interest free and payable on demand.

28 TRADE PAYABLES

(₹ in Lakhs)

Particulars	As at 31.03.2020	As at 31.03.2019
Total outstanding dues of Micro Enterprises and Small Enterprises (Refer note 42)	499.94	436.67
Total outstanding dues of creditors other than Micro Enterprises and Small Enterprises	51,809.79	42,415.82
Total	52,309.73	42,852.49



Notes to the Consolidated Financial Statements for the year ended 31st March, 2020 (Contd.)

29 OTHER CURRENT FINANCIAL LIABILITIES

(₹ in Lakhs)

Particulars	As at 31.03.2020	As at 31.03.2019
Current maturities of term loan from banks (Refer note 23)	26.01	17.44
Current maturities of vehicle loan from banks (Refer note 23)	6.90	6.82
Interest accrued on borrowings	0.58	0.67
Unpaid Dividend [Refer point(i)]	0.32	0.17
Lease License equalization	-	112.94
Others		
Interest payable on tax demands	894.77	894.66
Other payables to related parties(Refer note 46)	258.18	305.05
Other payables [Refer point(ii)]	3,111.84	2,377.61
Total	4,298.59	3,715.36

- (i) To be transferred to Investor Education and Protection Fund as and when due.
(ii) Includes ₹ 23.93 Lakhs (previous year ₹ 23.93 Lakhs) due to related party (refer note 46).

30 OTHER CURRENT LIABILITIES

(₹ in Lakhs)

Particulars	As at 31.03.2020	As at 31.03.2019
Contract Liabilities		
(i) Mobilisation Advance	13,918.71	10,097.05
(ii) Advance Against Material at Site	5,462.94	3,197.53
Sub-total	19,381.65	13,294.58
Advance from customers	58.80	-
Dues to Statutory Authorities	2,450.22	1,872.53
Deferred revenue - rental	15.57	21.72
Total	21,906.24	15,188.83

31 CURRENT PROVISIONS

(₹ in Lakhs)

Particulars	As at 31.03.2020	As at 31.03.2019
For Gratuity (Refer note 43)	277.60	244.28
Total	277.60	244.28

32 REVENUE FROM OPERATIONS

(₹ in Lakhs)

Particulars	Year Ending 31.03.2020	Year Ending 31.03.2019
Construction Contract Revenue (A)	1,86,867.01	1,72,288.12
Other Operating Revenue (B)		
Lease Rental Income [refer note 45(c)]	617.94	448.77
Sale of Scrap	547.75	707.44
Sale of Inventory Properties (Flats)	459.99	2,027.11
Total (B)	1,625.68	3,183.32
Total (A+B)	1,88,492.69	1,75,471.44

Notes to the Consolidated Financial Statements for the year ended 31st March, 2020 (Contd.)

33 OTHER INCOME

(₹ in Lakhs)

Particulars	Year Ending 31.03.2020	Year Ending 31.03.2019
Interest Income on		
Financial assets held at amortised cost		
- Fixed deposits with banks (Tax deducted at source ₹ 80.00 Lakhs Previous Year ₹ 52.40 Lakhs)	805.76	537.98
- Others	180.80	251.29
Other non operating income		
Rent	-	3.94
Liabilities written back	51.57	166.71
Gain on sale of property, plant & equipment [Net of loss of ₹ 0.13 Lakhs (Previous Year ₹ 0.25 Lakhs)]	6.17	17.37
Total	1,044.30	977.29

34 COST OF MATERIAL CONSUMED

(₹ in Lakhs)

Particulars	Year Ending 31.03.2020	Year Ending 31.03.2019
Inventories at the beginning of the year	8,544.22	5,474.56
Add : Purchases	97,512.97	80,539.38
Less : Inventories at the end of the year	16,143.08	8,544.22
Cost of material consumed	89,914.11	77,469.72
Cost of sale of inventory property (Refer note 14)	553.55	2,596.13
Total	90,467.66	80,065.85

35 CONSTRUCTION EXPENSES

(₹ in Lakhs)

Particulars	YEAR ENDING 31-03-2020	YEAR ENDING 31-03-2019
Sub-Contracts	50,363.68	47,017.55
Professional Charges	1,018.71	826.61
Power & Fuel	3,102.52	3,125.13
Machinery & Shuttering Hire Charges	2,351.00	1,584.76
Machinery Repair & Maintenance	1,151.04	857.76
Commercial Vehicle Running & Maintenance	51.34	47.89
Testing Expenses	245.76	107.30
Insurance Expenses	345.62	332.58
Watch & Ward Expenses	1,129.16	1,010.52
Site Maintenance Expenses	150.05	26.48
Total	59,908.88	54,936.58



Notes to the Consolidated Financial Statements for the year ended 31st March, 2020 (Contd.)

36 EMPLOYEE BENEFIT EXPENSES

(₹ in Lakhs)

Particulars	AS AT 31.03.2020		AS AT 31.03.2019	
Staff Cost				
Salaries and other benefits (Including Directors Remuneration ₹ 392.10 Lakhs Previous Year ₹ 417.19 Lakhs)	10,662.33		9,291.84	
Employees Welfare	451.33		461.48	
Employer's Contribution to Provident and Other Funds	463.08		323.21	
Gratuity Expenses (Refer note 43)	235.33	11,812.07	208.08	10,284.61
Labour Cost				
Labour Wages & other benefits	2,338.86		2,495.94	
Contribution to Provident & Other Funds	179.33		226.60	
Labour Welfare	1,101.58	3,619.77	1,320.92	4,043.46
Total		15,431.84		14,328.07

37 FINANCE COSTS

(₹ in Lakhs)

Particulars	Year Ending 31.03.2020	Year Ending 31.03.2019
a. Interest		
i. On Financial liabilities measured at amortised cost:		
- on Term Loans	8.02	7.17
- on Working Capital & Others	308.25	416.17
- on Mobilisation Advance	1,526.65	535.59
ii. Interest on lease liability	392.43	-
iii. On Unwinding of discount resulting in increase in financial liabilities (Security deposit)	23.43	19.98
iv. On net defined benefit liability	52.81	39.03
v. On Income Tax	4.74	47.92
vi. Interest on Tax demand (Indirect tax)	-	14.07
b. Other borrowing costs:		
i. Upfront/Processing fee	128.51	117.16
ii. Bank Charges and guarantee commission	1,054.93	725.31
Total	3,499.77	1,922.40

38 DEPRECIATION AND AMORTISATION EXPENSES

(₹ in Lakhs)

Particulars	Year Ending 31.03.2020	Year Ending 31.03.2019
Depreciation on Property, Plant & Equipment	2,722.55	2,418.22
Depreciation on Investment Property	426.89	310.22
Depreciation on Right of Use Assets	5.32	-
Amortisation of Intangible Assets	32.39	27.35
Total	3,187.15	2,755.79

Notes to the Consolidated Financial Statements for the year ended 31st March, 2020 (Contd.)

39 OTHER EXPENSES

(₹ in Lakhs)

Particulars	Year Ending 31.03.2020	Year Ending 31.03.2019
Electricity & Water Charges	66.38	53.82
Rent	588.79	427.73
Travelling & Conveyance Expenses	374.31	321.89
Professional Charges	818.27	651.10
Repairs & Maintenance : -		
Building	1.30	13.26
Others	314.40	221.12
Vehicle Running & Maintenance	259.73	212.21
Postage, Telegram and Telephone Expenses	67.07	61.29
Printing and Stationery	153.05	144.99
Advertisement	54.30	25.77
Business Promotion	64.11	28.35
Charity & Donation (other than political parties)	6.32	2.41
Insurance Charges	53.32	47.35
Watch & Ward Expenses	57.53	48.64
Rates & Taxes	66.72	50.09
Workman Compensation	7.00	4.10
Exchange Fluctuation (Net)	18.13	28.31
Auditor's Remuneration (refer note 44)	35.60	26.96
Bad Debts Written off	4,214.16	979.95
Provision for doubtful debts	-	124.59
License fee RSRTC	-	643.74
CSR Expenditure (refer note 51)	68.07	11.07
Irrecoverable amount written off / Loss in value	17.54	235.20
Directors Sitting Fees	8.00	12.60
Miscellaneous Expenses	73.06	122.76
Total	7,387.16	4,499.31

40 CONTINGENT LIABILITIES AND COMMITMENTS (TO THE EXTENT NOT PROVIDED FOR)

(₹ in Lakhs)

Particulars	As at 31st March, 2020	As at 31st March, 2019
i) Contingent liabilities		
a) Claims against the company not Acknowledged as debts		
(i) Value Added Tax liability	987.29	1,092.17
(ii) Excise duty demand	665.75	474.01
(iii) Service tax demand on alleged :-		
-Wrong availment of abatement on account of free supply of material by the Client	598.98	598.98
-Composition scheme	1,193.76	1,193.76
-Exempted projects	2,076.70	2,076.70
-Others	1,013.09	1,269.37
(iv) Provident fund demand	5,457.34	5,457.34
(v) Demand of stamp duty on Real Estate Project	57.42	57.42
(vi) Other Claims not Acknowledged as debts against the company	3,604.33	3,594.99
b) Guarantees		
Guarantees given by the bankers on behalf of the Group :-		
Performance	53,276.89	42,806.68
Other	56,289.49	45,605.10
Indemnity Bonds/Performance Bonds/ Surety Bonds / Corporate guarantees given to clients	2,172.72	2,199.80
c) Other money for which the company is contingently liable	-	-



Notes to the Consolidated Financial Statements for the year ended 31st March, 2020 (Contd.)

The Group does not expect any reimbursement in respect of the above contingent liabilities and it is not practicable to estimate the timings of the cash outflows, if any. In respect of the matters above resolution of the arbitration/ appellate proceedings are pending and it is not probable that an outflow of resources will be required to settle the above obligations/claims.

Based on discussions with the advocates & consultants, the Group believes that there are fair chance of decisions in its favour in respect of all items listed in (a)(i) to (a)(vi) above. The replies/appeals have been filed before appropriate authorities/Courts. Disposal is awaited. The Group does not expect any outflow of economic resources in respect of the above and therefore no provision is made in respect thereof.

- ii) There are numerous interpretative issues relating to the Supreme Court Judgement on Provident Fund (PF) dated 28th February, 2019. As a matter of caution, the Group recognise liability on a prospective basis effective from April 2019. The Group will update its provision, on receiving further clarity on the subject.
- iii) Commitments

(₹ in Lakhs)

Particulars	As at 31st March, 2020	As at 31st March, 2019
Estimated amount of contracts remaining to be executed on capital account and not provided for	0.71	424.91
Estimated amount of contracts remaining to be executed on other than capital account and not provided for	2,107.42	239.78

- 41 'Non-current trade receivables' and retention money include ₹ 7,910.72 Lakhs (31st March 2019: ₹ 8,829.49 Lakhs) outstanding as at 31st March 2020 based on the terms and conditions implicit in the contracts and other receivables in respect of closed/suspended projects. These claims are mainly in respect of cost over-run arising due to additional work, caused delays, suspension of projects, deviation in design and change in scope of work and other aspects; for which Group is at various stages of negotiation/discussion with the clients or under arbitration. In certain cases customers have lodged counter claims against the Group. Considering the contractual tenability, progress of negotiation/discussion with the client, the management is confident of recovery of these receivables.

- 42 The Group has initiated the process of obtaining confirmation from suppliers who have registered themselves under the Micro Small Medium Enterprises Development Act, 2006 (MSMED Act, 2006). Based on the information available with the Group, the balance due to Micro Small Enterprises as defined under the MSMED Act, 2006 is as under:

Details of dues to Micro Small & Medium Enterprises Development (MSMED) Act, 2006	As at 31st March, 2020	As at 31st March, 2019
i) The principal amount & the interest due thereon remaining unpaid at the end of the year :		
Principal Amount	499.94	436.67
Interest Due thereon	44.72	6.42
ii) Payments made to suppliers beyond the appointed day during the year:		
Principal Amount	88.76	829.47
Interest Due thereon	1.19	19.80
iii) The amount of interest due and payable for the period of delay in making payment (which have been paid but beyond the appointed day during the year) but without adding the interest specified under Micro Small and Medium Enterprise Development Act, 2006	-	-
iv) The amount of interest accrued and remaining unpaid at the end of the year; and	45.90	26.22
v) The amount of further interest remaining due and payable even in the succeeding years, until such date when the interest dues as above are actually paid to the small enterprise for the purpose of disallowance as a deductible expenditure under section 23 of the Micro Small and Medium Enterprise Development Act, 2006.	-	-

The information has been given in respect of such vendor to the extent they could be identified as Micro and Small Enterprises as per MSMED Act, 2006 on the basis of information available with the Group and in cases of confirmation from vendors, interest for delayed payments has not been provided amounting to ₹ 45.90 Lakhs (31st March, 2019 - ₹ 26.22 Lakhs).

Notes to the Consolidated Financial Statements for the year ended 31st March, 2020 (Contd.)

43 EMPLOYEE BENEFITS

Refer note 2.13 for accounting policy on Employee Benefits.

A. Defined contribution plans

- i. Provident Fund/Employees' Pension Fund
- ii. Employees' State Insurance

The Group has recognised following amounts as expense in the Statement of Profit and Loss :

Particulars	(₹ in Lakhs)	
	For the Year ended 31st March, 2020	For the Year ended 31st March, 2019
Included in contribution to Provident and Other Funds (Refer Note 36)		
Employer's contribution to Provident Fund/Employees' Pension Fund	642.42	549.81
Included in Employee and Labour Welfare (Refer Note 36)		
Contribution paid in respect of Employees' State Insurance Scheme	58.56	145.89

B. Defined Benefit Plan

Gratuity: The Group has a defined benefit gratuity plan. Every employee who has completed five years or more of service gets a gratuity on departure at 15 days salary (last drawn salary) for each completed year of service. The scheme is funded.

(i) Balance Sheet

The assets, liabilities and surplus/(deficit) position of the defined benefit plans at the Balance Sheet date were:

	(₹ in Lakhs)	
	Defined Benefit Plan- Gratuity (Funded)	
	As at 31st March, 2020	As at 31st March, 2019
Present value of obligation	2,285.91	2,020.41
Fair value of plan assets	1,359.03	1,306.72
(Asset)/Liability recognised in the Balance Sheet	926.88	713.69
Net liability-current (Refer Note 31)	277.60	244.28
Net liability-non-current (Refer Note 25)	649.28	469.41
	926.88	713.69

(ii) Movements in Present Value of Obligation and Fair Value of Plan Assets

	(₹ in Lakhs)		
	Plan Assets	Plan Obligation	Total
As at April 01, 2018	920.04	1,454.76	534.71
Current service cost	-	208.08	208.08
Past service cost	-	-	-
Interest cost	-	106.20	106.20
Interest income	67.16	-	(67.16)
Return on plan assets excluding interest income	22.97	-	(22.97)
Actuarial (gain)/loss arising from changes in demographic assumptions	-	-	-
Actuarial (gain)/loss arising from changes in financial assumptions	-	(12.46)	(12.46)
Actuarial (gain)/loss arising from experience adjustments	-	316.91	316.91
Employer contributions	349.62	-	(349.62)
Employee contributions	-	-	-
Assets acquired/ (settled)	-	-	-
Benefit payments	(53.09)	(53.09)	-
As at 31st March, 2019	1,306.72	2,020.41	713.69
As at April 01, 2019	1,306.72	2,020.41	713.69
Current service cost	-	235.33	235.33
Past service cost	-	-	-
Interest cost	-	149.51	149.51
Interest income	96.70	-	(96.70)
Return on plan assets excluding interest income	0.14	-	(0.14)
Actuarial (gain)/loss arising from changes in demographic assumptions	-	(11.71)	(11.71)
Actuarial (gain)/loss arising from changes in financial assumptions	-	(390.60)	(390.60)



Notes to the Consolidated Financial Statements for the year ended 31st March, 2020 (Contd.)

Actuarial (gain)/loss arising from experience adjustments	-	400.11	400.11
Employer contributions	72.61	-	(72.61)
Employee contributions	-	-	-
Assets acquired/ (settled)	-	-	-
Benefit payments	(117.13)	(117.13)	-
As at 31st March, 2020	1,359.03	2,285.91	926.88

(iii) **Statement of Profit and Loss**

The charge to the Statement of Profit and Loss comprises:

(₹ in Lakhs)

	Defined Benefit Plan- Gratuity (Funded)	
	Year ended 31st March, 2020	Year ended 31st March, 2019
Expenses recognised in the Statement of Profit and Loss for the year		
Employee Benefit Expenses :		
Current service cost	235.33	208.08
Past service cost	-	-
Finance costs :		
Interest cost	149.51	106.20
Interest income	(96.70)	(67.16)
Net impact on profit (before tax)	288.15	247.12
Recognised in other comprehensive income for the year		
Remeasurement of the net defined benefit plans:		
Actuarial (gain)/loss arising from changes in demographic assumptions	(11.71)	-
Actuarial (gain)/loss arising from changes in financial assumptions	(390.60)	(12.46)
Actuarial (gain)/loss arising from experience adjustments	400.11	316.91
Return (gain)/loss on plan assets excluding interest income	(0.14)	(22.97)
Net impact on other comprehensive income (before tax)	(2.35)	281.49

(iv) **Assets**

The fair value of plan assets at the Balance Sheet date for the defined benefit plans for each category are as follows:

	Defined Benefit Plan- Gratuity (Funded)	
	As at 31st March, 2020	As at 31st March, 2019
The major categories of plan assets as a percentage of total		
Insurer managed funds	100%	100%

The Trustees have taken policy from Life Insurance Corporation of India (LIC) and pays premium. LIC in turn manages the assets which is within the permissible limits prescribed in the insurance regulations. The Group does not foresee any material risk from these investments.

(v) **Assumptions**

	Defined Benefit Plan- Gratuity (Funded)	
	As at 31st March, 2020	As at 31st March, 2019
Financial/Economic Assumptions		
Discount rate (per annum)	6.70%	7.40%
Salary escalation rate (per annum)	5.00%	8.00%
Demographic Assumptions		
Retirement age	85 years- For Bikramjit Ahluwalia	80 years- For Bikramjit Ahluwalia
	60 years- For all others	60 years- For all others
Mortality table	Indian Assured Lives Mortality (2012-14) Ult.	Indian Assured Lives Mortality (2006-08) Ult.
Withdrawal Rates		
Ages (years)		
All ages	7% per annum	8% per annum

Notes to the Consolidated Financial Statements for the year ended 31st March, 2020 (Contd.)

Notes:-

- (i) The actuarial valuation of plan assets and the present value of the defined benefit obligation were carried out as at 31st March, 2020. The present value of the defined benefit obligation and the related current service cost and past service cost, were measured using the Projected Unit Credit Method.
- (ii) Discount rate is based on the prevailing market yields of Indian Government securities as at the Balance Sheet date for the estimated term of the obligations.
- (iii) The salary escalation rate is arrived after taking into consideration the inflation, seniority, promotion and other relevant factors on long term basis.

(vi) Sensitivity Analysis

The sensitivity of the overall plan obligations to changes in the key assumptions are:

(₹ in Lakhs)

		Defined Benefit Plan- Gratuity			
		As at 31st March, 2020		As at 31st March, 2019	
		Change in assumption	Change in Defined Benefit Obligation	Change in assumption	Change in Defined Benefit Obligation
Discount rate (per annum)	-Increase	1.00%	(140.32)	1.00%	(116.87)
	-Decrease	1.00%	157.70	1.00%	131.58
Salary escalation rate (per annum)	-Increase	1.00%	158.81	1.00%	129.53
	-Decrease	1.00%	(143.75)	1.00%	(117.28)

The sensitivity analyses above have been determined based on reasonably possible changes of the respective assumptions occurring at the end of the year and may not be representative of the actual change. It is based on a change in the key assumption while holding all other assumptions constant. When calculating the sensitivity to the assumption, the same method used to calculate the liability recognised in the Balance Sheet has been applied. The methods and types of assumptions used in preparing the sensitivity analysis did not change compared with the previous year.

(vii) Maturity profile of defined benefit obligation

(₹ in Lakhs)

	As at 31st March, 2020	As at 31st March, 2019
Weighted average duration of the defined benefit obligation Expected benefit payments within next-	10 years	10 years
I year	217.60	422.14
II year	233.67	140.67
III year	178.10	156.51
IV year	169.30	119.76
V year	297.35	114.95
thereafter	1,189.89	1,066.38

Expected contribution to the defined benefit plan (Gratuity) for the next annual reporting period ₹ 277.60 Lakhs (31st March, 2019 : ₹ 244.28 Lakhs)

44 STATUTORY AUDITORS' REMUNERATION

(Net of GST)

The charge to the Statement of Profit and Loss comprises:

(₹ in Lakhs)

S. No.	Particulars	For the year ended 31st March, 2020	For the year ended 31st March, 2019
(i)	Statutory Audit / Limited Review Fee	29.35	20.60
(ii)	Tax Audit Fee	4.00	4.00
(iii)	Certification & other matters	0.73	0.98
(iv)	Out of pocket expenses	1.52	1.39
Total		35.60	26.96



Notes to the Consolidated Financial Statements for the year ended 31st March, 2020 (Contd.)

45 LEASES

(a) Change in Accounting Policy

Except as specified below, the Group has consistently applied the accounting policies to all periods presented in this financial statement. The Group has applied Ind AS 116 with the date of initial application of 1st April, 2019. As a result, the Group has changed its accounting policy for lease contracts as detailed below.

The Group has applied Ind AS 116 using the modified retrospective approach, under which the cumulative effect of initial application is recognized in retained earnings as at 1st April, 2019. The impact of change in accounting policy on account on adoption of Ind AS 116 is as follows :

(₹ in Lakhs)	
Increase in lease liability by	1,580.14
Increase in rights of use by	3,292.00
Increase/(Decrease) in Deferred tax assets by	(121.24)
Increase/(Decrease) in Retained Earnings by	360.49
Increase in finance cost by	930.90
Increase in depreciation by	299.22
(₹ in Lakhs)	
Lease commitments as at 31 March 2019	1,619.32
Add/(less): Contracts reassessed as lease contracts	2,511.04
Add/(less): adjustments on account of extension/termination	-
Lease liabilities as on 1 April 2019	4,130.36
Current Lease Liabilities	165.91
Non-Current Lease Liabilities	3,964.45

Right of use assets of ₹ 2,992.77 Lakhs and lease liabilities of ₹ 2,511.04 Lakhs have been recognised as on 1st April 2019.

(b) Group as a Lessee

- The Holding Company has developed Commercial Complex (Right of Use) under license arrangement with RSRTC- (Refer Note No. 5). The Holding Company has a right to Sub-lease Commercial Complex.
- The Group has taken various residential, office and warehouse premises under operating lease agreements. These are generally not non-cancellable and are renewable by mutual consent. There are no restrictions imposed by Lease Agreement. There are no subleases.

The disclosure with respect to the said non-cancellable lease are as follows :

i) Carrying value of right of use assets at the end of the reporting period by class :-

(₹ in Lakhs)			
Particulars	Lands	Investment Properties	Total
Balance as at 1st April 2019	-	8,602.47	8,602.47
Impact on account of adoption of Ind AS-116 (Refer note 3, 4 & 5)	336.82	2,992.77	3,329.59
Additions during the year	-	68.17	68.17
Depreciation Charge for the year	5.32	426.89	432.20
Balance as at 31st March 2020	331.50	11,236.52	11,568.03

ii) The following is the movement in lease liabilities during the year ended March 31, 2020:

(₹ in Lakhs)	
Particulars	Total
Lease liabilities as on 1 April 2019	4,130.36
Add : Additions	-
Add : Finance cost accrued during the period	392.43
Less : Deletions	-
Less : Payment of lease liabilities	154.24
Lease liabilities as on 31 March 2020	4,368.55
Current Lease Liabilities	182.50
Non-Current Lease Liabilities	4,186.05

iii) Maturity analysis of lease liabilities :

(₹ in Lakhs)		
Maturity analysis – Contractual undiscounted cash flows	As at 31st March, 2020	As at 31st March, 2019
Not later than one year	182.51	121.09
Later than one year and not later than five years	931.71	770.01
More than five years	17,334.54	17,844.66
Total undiscounted lease liabilities	18,448.75	18,735.75

Notes to the Consolidated Financial Statements for the year ended 31st March, 2020 (Contd.)

iv) Amounts recognised in Statement of profit or loss :

(₹ in Lakhs)

Particulars	As at 31st March, 2020	As at 31st March, 2019
Interest on lease liabilities	392.43	-
Expenses relating to short-term leases (Rent)	588.79	427.73
Expenses relating to leases of low-value assets, excluding short-term leases of low value assets	-	-

- v) The Group has entered into leases for lands. These leases are generally for a period ranging 90 years to 99 years. No part of the land has been sub leased. Except for the initial payment, there are no material annual payments for the aforesaid leases. Refer Note 3 & 4 for carrying value.

(c) Group as a Lessor

Operating Lease:

The Group has given Right of Use Asset (Commercial Complex) on sublease under non-cancellable operating lease agreements. The disclosure with respect to the said non-cancellable lease are as follows :

(₹ in Lakhs)

Particulars	As at 31st March, 2020	As at 31st March, 2019
(i) Operating sub-lease receipts recognised in the Statement of Profit and Loss	366.59	448.77
(ii) Operating lease income relating to variable lease payments that do not depend on an index or a rate	251.35	-
Total operating lease revenue	617.94	448.77
(iii) Future minimum rental receivables under non-cancellable operating lease [Contractual undiscounted cash flows]		
Not later than one year	595.27	543.78
Later than one year and not later than five years	2,507.48	2,460.82
More than five years	7,596.21	7,562.75

46 RELATED PARTY DISCLOSURES

(i) Names of related parties and nature of relationships: (as ascertained by management)

a) Key managerial personnel:

Mr. Bikramjit Ahluwalia	Chairman & Managing Director
Mr. Shobhit Uppal	Deputy Managing Director
Mr. Vinay Pal	Whole time Director in Holding Company till 31.05.2019 and Director in Subsidiary Companies
Mr. Vikas Ahluwalia	Whole time Director in Holding Company and Director in Subsidiary Companies
Mr. Sanjiv Sharma	Whole time Director in Holding Company (w.e.f. 01.08.2019)
Mrs. Mohinder Sahlot	Independent Non-Executive Director
Mr. Arun Kumar Gupta	Independent Non-Executive Director
Mr. S.K. Chawla	Independent Non-Executive Director
Mr. Rajender Prashad Gupta	Independent Non-Executive Director (w.e.f. 24.07.2019)
Dr. Sushil Chandra	Independent Non-Executive Director
Mr. Satbeer Singh	Chief Financial Officer
Mr. Vipin Kumar Tiwari	Company Secretary

b) Relative of key managerial personnel & Relationship :

Mrs. Sudershan Walia	Wife of Chairman & Managing Director
Mrs. Rohini Ahluwalia	Daughter of Chairman & Managing Director
Mrs. Rachna Uppal	Wife of Deputy Managing Director
Mr. Vikas Ahluwalia	Son of Chairman & Managing Director
Mrs. Mukta Ahluwalia	Daughter of Chairman & Managing Director

c) Enterprises owned and controlled by Key management personnel and by their relatives :

M/s. Ahluwalia Construction Group (Proprietor Mr. Bikramjit Ahluwalia)
M/s. Tidal Securities Private Limited



Notes to the Consolidated Financial Statements for the year ended 31st March, 2020 (Contd.)

(ii) Transactions with related parties during the year :

(₹ in Lakhs)

Nature of Transactions	Nature of Relationship	For the year ended 31st March, 2020	For the year ended 31st March, 2019
Rent paid			
Sudershan Walia	Relative of Key Management Personnel	54.00	54.00
Rachna Uppal		12.00	12.00
Rohini Ahluwalia		-	7.20
Mukta Ahluwalia		6.00	6.00
Ahluwalia Construction Group	Enterprises owned and controlled by management personnel and by their relatives	3.00	3.00
Dividend paid			
Bikramjit Ahluwalia	Key Management Personnel	23.98	23.88
Shobhit Uppal		12.92	12.92
Vikas Ahluwalia		0.10	0.10
Sudershan Walia	Relative of Key Management Personnel	66.76	66.76
Rachna Uppal		3.68	3.68
Rohini Ahluwalia		8.95	8.95
Mukta Ahluwalia		0.10	0.10
Tidal Securities Private Limited	Enterprises owned and controlled by management personnel and by their relatives	0.08	0.08
Unsecured Loan taken and interest paid			
Bikramjit Ahluwalia			
Unsecured Loan	Key Management Personnel	Taken	1,620.00
		Repaid	300.00
Interest Paid		-	-
Vikas Ahluwalia			
Unsecured Loan	Key Management Personnel	-	19.00
Loan given and interest received			
Vipin Kumar Tiwari			
Loan	Key Management Personnel	Given	1.60
		Repaid	2.90
Interest received		0.03	0.07
Satbeer Singh			
Loan	Key Management Personnel	Given	5.06
		Repaid	4.03
Interest received		0.16	0.15
Managerial Remuneration			
Bikramjit Ahluwalia			
- Short-term employee benefits		126.00	126.00
- Post-employment benefits		-	-
- Other long-term benefits		-	-
- Termination benefits*		234.79	243.57
Shobhit Uppal			
- Short-term employee benefits		168.00	168.00
- Post-employment benefits		-	-
- Other long-term benefits		-	-
- Termination benefits*		192.83	208.44
Vinay Pal			
- Short-term employee benefits		10.90	63.19
- Post-employment benefits		-	-
- Other long-term benefits		-	-
- Termination benefits*		-	28.45

Notes to the Consolidated Financial Statements for the year ended 31st March, 2020 (Contd.)

(₹ in Lakhs)

Nature of Transactions	Nature of Relationship	For the year ended 31st March, 2020	For the year ended 31st March, 2019
Vikas Ahluwalia	Key Management Personnel	-	-
- Short-term employee benefits		60.00	60.00
- Post-employment benefits		-	-
- Other long-term benefits		-	-
- Termination benefits*		3.92	2.20
Sanjiv Sharma			
- Short-term employee benefits		27.20	-
- Post-employment benefits		-	-
- Other long-term benefits		-	-
- Termination benefits*		1.28	-
Mohinder Kaur Sahlot			
- Director Sitting Fees		2.20	3.20
Arun Kumar Gupta			
- Director Sitting Fees		2.40	3.20
S.K. Chawla			
- Director sitting fees		-	3.00
Sushil Chandra			
- Director Sitting Fees		2.40	3.20
Rajender Prasad Gupta			
- Director Sitting Fees		1.00	-
Satbeer Singh			
- Short-term employee benefits		30.31	29.30
- Post-employment benefits		-	-
- Other long-term benefits		-	-
- Termination benefits*		6.89	5.85
Vipin Kumar Tiwari			
- Short-term employee benefits		20.64	18.26
- Post-employment benefits		1.15	1.17
- Other long-term benefits		-	-
- Termination benefits*		9.32	7.11
* Termination benefits (Gratuity are considered as per Actuarial Valuation Report)			



Notes to the Consolidated Financial Statements for the year ended 31st March, 2020 (Contd.)

(iii) Balances Outstanding :

(₹ in Lakhs)

Particulars	Nature of Relationship	As at 31st March, 2020	As at 31st March, 2019
Loan due to Directors			
Bikramjit Ahluwalia	Key Management Personnel	2,250.00	2,997.13
Vikas Ahluwalia		23.93	23.93
Loan due from Key Management Personnel			
Satbeer Singh	Key Management Personnel	0.95	1.70
Due to related parties (Remuneration, Rent & Interest)			
Bikramjit Ahluwalia - Remuneration	Key Management Personnel	97.35	50.42
Shobhit Uppal - Remuneration		59.38	50.61
Vinay Pal - Remuneration		-	2.95
Vikas Ahluwalia - Remuneration		16.01	23.76
Sudershan Walia - Rent	Relative of Key Management Personnel	43.74	150.00
Sanjiv Sharma - Remuneration		2.25	-
Rachna Uppal - Rent		26.82	13.86
Rohini Ahluwalia - Rent		12.62	13.45
Pledge of Shares			
Bikramjit Ahluwalia 43,90,000 No. of shares of ₹ 2 each [March 31, 2019- 43,90,000 No. of shares of ₹ 2 each]	Key Management Personnel	87.80	87.80
Sudershan Walia 1,14,75,380 No. of shares of ₹ 2 each [March 31, 2019- 1,14,75,380 No. of shares of ₹ 2 each]	Relative of Key Management Personnel	229.51	229.51

-No amount has been written off or provided for in respect of transactions with the related parties.

- (iv) Also refer note 23 & 27 as regards guarantees & mortgage of their immovable property received from key management personnel and their relatives in respect of borrowings availed by the Group.

47 EARNINGS PER SHARE (EPS)

(₹ in Lakhs)

Particulars	For the year ended 31st March, 2020	For the year ended 31st March, 2019
Net Profit/(Loss) for calculation of Basic/Diluted EPS (₹ in Lakhs)	6,439.15	11,731.55
Weighted average number of shares in calculating Basic EPS and Diluted EPS	6,69,87,560	6,69,87,560
Nominal Value of each share	2	2
Earning Per Share:		
Basic (₹)	9.61	17.51
Diluted (₹)	9.61	17.51

Basic EPS amounts are calculated by dividing the profit for the year attributable to equity holders of the Group by the weighted average number of equity shares outstanding during the year. Diluted EPS amounts are calculated by dividing the profit attributable to equity holders of the Group by the weighted average number of equity shares outstanding during the year plus the weighted average number of Equity shares that would be issued on conversion of all the dilutive potential Equity shares into Equity Shares.

Notes to the Consolidated Financial Statements for the year ended 31st March, 2020 (Contd.)

48 DISCLOSURE PURSUANT TO IND AS 115 "REVENUE FROM CONTRACTS WITH CUSTOMERS"

(a) Disaggregation of revenue into operating segments and geographical areas for the year ended 31st March, 2020:

(₹ in Lakhs)

Segment	Revenue as per Ind AS 115			Total as per Profit and loss / Segment Reporting
	Domestic	Foreign	Total	
Construction Contract*	1,87,414.76	-	1,87,414.76	1,87,414.76
Lease Rental	617.94	-	617.94	617.94
Others (Inventory property)	459.99	-	459.99	459.99
Total	1,88,492.69	-	1,88,492.69	1,88,492.69

* Includes scrap sale of ₹ 547.75 Lakhs.

Disaggregation of revenue into operating segments and geographical areas for the year ended 31st March, 2019:

(₹ in Lakhs)

Segment	Revenue as per Ind AS 115			Total as per Profit and loss / Segment Reporting
	Domestic	Foreign	Total	
Construction Contract*	1,72,995.56	-	1,72,995.56	1,72,995.56
Lease Rental	448.77	-	448.77	448.77
Others (Inventory property)	2,027.11	-	2,027.11	2,027.11
Total	1,75,471.44	-	1,75,471.44	1,75,471.44

* Includes scrap sale of ₹ 707.44 Lakhs.

(b) Out of the total revenue recognised under Ind AS 115 during the year, ₹ 1,86,867.00 Lakhs (P.Y. ₹ 1,72,288.12 Lakhs) is recognised over a period of time and ₹ 1,625.69 Lakhs (P.Y. ₹ 3,183.33 Lakhs) is recognised at a point in time.

(c) Movement in Expected Credit Loss during the year:

Provision on Trade Receivables covered under Ind AS 115

(₹ in Lakhs)

Particulars	31st March, 2020	31st March, 2019
Opening balance	1,192.10	1,067.52
Ind AS 115 transition impact	-	-
Changes in allowance for expected credit loss :		
Provision /(reversal) of allowance for expected credit loss	4,214.16	1,104.54
Write off as bad debts	(4,214.16)	(979.95)
Closing balance	1,192.10	1,192.10

(d) Contract Balances :

(i) **Movement in Contract Balances during the year:**

(₹ in Lakhs)

Particulars	31st March, 2020	31st March, 2019	Net Increase/(Decrease)
Contract Assets	29,483.17	24,034.29	5,448.88
Contract Liabilities	26,177.22	17,750.12	8,427.10
Net Contract Balances	3,305.95	6,284.17	(2,978.22)

(ii) Revenue recognised during the year from opening balance of contract liabilities amounts to ₹ 16,101.74 Lakhs (P.Y. ₹ 9,312.24 Lakhs).

(e) **Cost to obtain the contract :**

- (i) Amount of amortisation recognised in Profit and Loss during the year ₹ Nil (P.Y. ₹ Nil).
(ii) Amount recognised as assets as at March 31, 2020: ₹ Nil (P.Y. ₹ Nil).



Notes to the Consolidated Financial Statements for the year ended 31st March, 2020 (Contd.)

(f) Reconciliation of contracted price with revenue during the year :

(₹ in Lakhs)

Particulars	31st March, 2020	31st March, 2019
Opening contracted price of orders*	10,65,837.55	8,30,466.21
Add :		
Fresh orders/change orders received (net)	3,57,805.83	4,69,981.38
Increase due to additional consideration recognised as per contractual terms	4,737.31	27,855.14
Increase due to exchange rate movements (net)	-	-
Less :		
Orders completed during the year	1,33,715.95	2,27,769.77
Projects suspended/stopped during the year	59,565.93	34,695.40
Closing contracted price of orders*	12,35,098.81	10,65,837.55
Total Revenue recognised during the year	1,86,867.01	1,72,288.12
Less: Revenue out of orders completed during the year	11,820.11	11,731.88
Revenue out of orders under execution at the end of the year (I)	1,75,046.90	1,60,556.24
Revenue recognised upto previous year (from orders pending completion at the end of the year) (II)	3,50,695.41	3,14,404.92
Decrease due to exchange rate movements (net) (III)	-	-
Balance revenue to be recognised in future viz. Order book (IV)	7,09,356.49	5,90,876.39
Closing contracted price of orders* (I+II+III+IV)	12,35,098.81	10,65,837.55

*including full value of partially executed contracts.

(g) **Remaining performance obligations:** The aggregate amount of transaction price allocated to remaining performance obligations and expected conversion (as estimated by the management) of the same into revenue is as follows:

(₹ in Lakhs)

Particulars	Total	Expected conversion in revenue				
		Upto 1 Year	From 1 to 2 years	From 2 to 3 years	From 3 to 4 years	Beyond 4 years
Transaction price allocated to the remaining performance obligation						
31st March, 2020	7,09,356.49	1,32,952.79	2,22,061.02	2,30,264.22	1,24,078.46	-
31st March, 2019	5,90,876.39	1,83,732.04	1,77,291.45	1,66,666.20	63,186.70	-

49 FINANCIAL INSTRUMENTS, FINANCIAL RISKS AND CAPITAL RISKS MANAGEMENT POLICIES AND OBJECTIVES

I **Financial Instruments - Accounting classification, fair values and fair value hierarchy :**

The category wise details as to the carrying value and fair value of the Group's financial assets and financial liabilities including their levels in the fair value hierarchy are as follows:

(₹ in Lakhs)

Particulars	Levels	Carrying values as at		Fair values as at	
		31st March, 2020	31st March, 2019	31st March, 2020	31st March, 2019
1. Financial assets at					
a. Fair value through Profit & Loss		-	-	-	-
b. Fair value through other comprehensive income		-	-	-	-
c. Amortised cost					
Trade receivables	Level 2	59,726.46	59,499.25	59,726.46	59,499.25
Cash & cash equivalents	Level 1	16,507.44	13,768.96	16,507.44	13,768.96
Bank balances other than Cash & cash equivalents	Level 1	7,886.53	7,156.88	7,886.53	7,156.88

Notes to the Consolidated Financial Statements for the year ended 31st March, 2020 (Contd.)

(₹ in Lakhs)

Particulars	Levels	Carrying values as at		Fair values as at	
		31st March, 2020	31st March, 2019	31st March, 2020	31st March, 2019
Loans	Level 2	800.82	728.51	800.82	728.51
Other financial assets	Level 2	3,585.31	3,069.04	3,585.31	3,069.04
2. Financial liabilities					
a. Fair value through Profit & Loss		-	-	-	-
b. Fair value through other comprehensive income		-	-	-	-
c. Amortised cost					
Borrowings	Level 2	4,704.86	6,086.70	4,704.86	6,086.70
Trade payables	Level 2	52,309.73	42,852.49	52,309.73	42,852.49
Lease liabilities	Level 2	4,368.54	-	4,368.54	-
Other financial liabilities	Level 2	4,610.60	5,505.93	4,610.60	5,505.93

Methods and assumptions used to estimate the fair values are consistent with those used for the year ended 31st March, 2019. The following methods / assumptions were used to estimate the fair values:

1. The carrying value of Cash and cash equivalents, trade receivables, trade payables, short-term borrowings, other current financial assets and financial liabilities approximate their fair value mainly due to the short-term maturities of these instruments.
2. Borrowings have fair values that approximate to their carrying amounts as it is based on the net present value of the anticipated future cash flows using rates currently available for debt on similar terms, credit risk and remaining maturities.
3. Security deposits received against leases and lease liabilities are fair valued at initial recognition. Valuation technique used and key inputs thereto for these Level 2 financial liabilities are determined using Discounted Cash Flow method using appropriate discounting rates. After initial recognition, they are carried at amortised cost.
4. There has been no change in the valuation methodology for Level 3 inputs during the year. There were no transfers between Level 1 and Level 2 during the year and no transfer into and out of Level 3 fair value measurements

II. Financial Risk Management Objectives and Policies

The Group's activities expose it to a variety of financial risks namely market risk, credit risk and liquidity risk. The Group's primary risk management focus is to minimize potential adverse effects of market risk on its financial performance. The Group's risk management assessment & policies and processes are established to identify and analyze the risks faced by the Group, to set appropriate risk limits and controls, and to monitor such risks and compliance with the same.

Risk assessment & management policies and processes are reviewed regularly to reflect changes in market conditions and the Group's activities. The Board of Directors and the Audit Committee is responsible for overseeing the Group's risk assessment & management policies and processes.

The Group's financial risk management policy is set by the management. Market risk is the risk of loss of future earnings, fair values or future cash flows that may result from a change in the price of a financial instrument. The value of a financial instrument may change as a result of changes in the interest rates, foreign currency exchange rates, equity prices and other market changes that affect market risk sensitive instruments. The Group manages market risk which evaluates and exercises independent control over the entire process of market risk management. The management recommends risk management objectives and policies, which are approved by Senior Management and the Audit Committee.

a.) Credit Risk

Credit risk is the risk of financial loss to the Group if a customer or counterparty to a financial instrument fails to meet its contractual obligations, and arises principally from the Group's receivables from customers. Credit risk arises from cash held with banks as well as credit exposure to clients, including outstanding accounts receivable. The maximum exposure to credit risk is equal to the carrying value of the financial assets. The objective of managing counterparty credit risk is to prevent losses in financial assets. The Group assesses the credit quality of the counterparties, taking into account their financial position, past experience and other factors. The Group establishes an allowance for impairment that represents its expected credit losses in respect of trade and other receivables. The management uses a simplified approach for the purpose of computation of expected credit loss for trade receivables.

The Group's exposure to credit risk is influenced mainly by the individual characteristics of each customer. The demographics of the customer, including the default risk of the industry and country, in which the customer operates, also has an influence on credit risk assessment. Credit risk is managed through credit approvals, establishing credit limits, continuously monitoring the credit worthiness of customers to which the Group grants credit terms in the normal course of business and through regular monitoring of conduct of accounts.

An impairment analysis is performed at each reporting date on an individual basis for major customers. The history of trade receivables shows a negligible provision for bad and doubtful debts. The management believes that no further provision is necessary in respect of trade receivables based on historical trends of these customers. Further, the Group's exposure to customers is diversified.

The Group had one Customer (Central Govt. and State Govt. both) that owned the Group more than ₹ 45,093.61 Lakhs (31st March, 2019 : ₹ 33,215.75 Lakhs) and accounted for approximately 57% (31st March, 2019 : 43%) of all the receivables outstanding.



Notes to the Consolidated Financial Statements for the year ended 31st March, 2020 (Contd.)

The movement in the loss allowance in respect of trade and other receivables during the year was as follows:

(₹ in Lakhs)

Particulars	As at 31st March, 2020	As at 31st March, 2019
Opening Balance	1,192.10	1,067.52
Impairment loss recognised	4,214.16	1,104.54
Amount written off as bad debts	(4,214.16)	(979.95)
Closing Balance	1,192.10	1,192.10

The credit risk on liquid funds such as banks in current and deposit accounts is limited because the counterparties are banks with high credit-ratings.

b) Liquidity Risk

Liquidity risk is the risk that the Group will not be able to meet its financial obligations as they become due. The Group manages its liquidity risk by ensuring, as far as possible, that it will always have sufficient liquidity to meet its liabilities when due.

Ultimate responsibility for liquidity risk management rests with the board of directors, which has established an appropriate liquidity risk management framework for the management of the Group's short-term, medium-term and long-term funding and liquidity management requirements. The Group manages liquidity risk by maintaining adequate reserves, banking facilities and committed borrowing facilities, by continuously monitoring forecast and actual cash flows, and by matching the maturity profiles of financial assets and liabilities and by monitoring rolling forecasts of its liquidity requirements to ensure it has sufficient cash to meet operational needs while maintaining sufficient headroom on its undrawn committed borrowing facilities at all times so that the Group does not breach borrowing limits or covenants (where applicable) on any of its borrowing facilities.

The table below provides details regarding the contractual maturities of financial liabilities including estimated interest payments based on contractual undiscounted payments.

(₹ in Lakhs)

Particulars	"Carrying amount"	upto 1 year	1-3 years	3-5 years	More than 5 years	Total contracted cash flows
As at 31st March, 2020						
Borrowings and interest thereon *	4,738.35	4,889.77	58.85	-	-	4,948.62
Trade payables	52,309.73	52,309.73	-	-	-	52,309.73
Lease Liabilities	4,368.54	182.50	421.59	510.12	17,334.54	18,448.75
Other financial liabilities (excluding current maturities of Long term borrowings)	4,577.11	4,265.11	312.01	-	-	4,577.11
Total Non-Derivative Liabilities	65,993.74	61,647.11	792.44	510.12	17,334.54	80,284.21
Derivatives						
Other financial liabilities	-	-	-	-	-	-
Total Derivative Liabilities	-	-	-	-	-	-

(₹ in Lakhs)

Particulars	Carrying amount	upto 1 year	1-3 years	3-5 years	More than 5 years	Total contracted cash flows
As at 31st March, 2019						
Borrowings and interest thereon *	6,111.64	6,323.14	47.54	23.81	-	6,394.50
Trade payables	42,852.49	42,852.49	-	-	-	42,852.49
Other financial liabilities (excluding current maturities of Long term borrowings)	5,480.99	3,690.42	632.62	421.59	736.37	5,480.99
Total Non-Derivative Liabilities	54,445.12	52,866.05	680.16	445.40	736.37	54,727.98
Derivatives						
Other financial liabilities	-	-	-	-	-	-
Total Derivative Liabilities	-	-	-	-	-	-

* The table has been drawn up based on the undiscounted contractual maturities of the financial liabilities including interest that will be paid on those liabilities upto the maturity of the instruments, ignoring the call and refinancing options available with the Group, if any. The amounts included above for variable interest rate instruments for non-derivative liabilities is subject to change if changes in variable interest rates differ to those estimates of interest rates determined at the end of the reporting period.

The above excludes any financial liabilities arising out of financial guarantee contract.

In respect of financial guarantees provided by the Group to banks and financial institutions, the maximum exposure which the Group is exposed to is the maximum amount which the Group would have to pay if the guarantee is called upon. Based on the expectation at the end of the reporting period, the Group considers that is more likely than not that such an amount will not be payable under the guarantees provided.

Notes to the Consolidated Financial Statements for the year ended 31st March, 2020 (Contd.)

Financing facilities :

The Group has access to financing facilities as described in below Note. The Group expects to meet its obligations from operating cash flows and proceeds of maturing financial assets.

(₹ in Lakhs)

Particulars	As at 31st March, 2020	As at 31st March, 2019
Secured bank loan facilities with various maturity dates through to March 31, 2021 and which may be extended by mutual agreement:		
- amount used	87.50	87.18
- amount unused	-	-
	87.50	87.18
Unsecured loans from promoter		
- amount used	2,250.00	2,997.13
- amount unused	-	-
	2,250.00	2,997.13
Secured bank overdraft facility :		
- amount used	2,400.28	3,026.66
- amount unused	6,899.72	4,473.34
	9,300.00	7,500.00

Other Risk – Impact of COVID-19

Financial assets carried at fair values as at 31st March, 2020 is Nil and financial assets carried at amortised cost as at 31st March, 2020 is ₹ 88,506.56 lakhs. Financial assets classified as Level 1 and Level 2 are having fair value of ₹ 88,506.56 Lakhs as at 31st March, 2020. The fair value of these assets have been determined considering uncertainties arising out of COVID-19. Financial assets of ₹ 24,393.97 Lakhs as at 31st March, 2020 carried at amortised cost is in the form of cash and cash equivalents, bank deposits and earmarked balances with banks where the Group has assessed the counterparty credit risk. Trade receivables of ₹ 59,726.46 Lakhs as at 31st March, 2020 forms a significant part of the financial assets carried at amortised cost which are valued considering provision for allowance using expected credit loss method. In addition to the historical pattern of credit loss, we have considered the likelihood of increased credit risk and consequential default considering emerging situations due to COVID-19.

This assessment is not based on any mathematical model but an assessment considering the financial strength of the customers in respect of whom amounts are receivable. The Group has specifically evaluated the potential impact with respect to customers in Domestic segment which could have an immediate impact. The Group closely monitors its customers who are going through financial stress and assesses actions such as change in payment terms, recognition of revenue on collection basis etc., depending on severity of each case. Basis this assessment, the allowance for doubtful trade receivables of ₹ 1,192.10 Lakhs as at 31st March, 2020 is considered adequate.

c) Market Risk

Market risk is the risk of loss of future earnings, fair values or future cash flows that may result from adverse changes in market rates and prices (such as interest rates, foreign currency exchange rates and commodity prices) or in the price of market risk-sensitive instruments as a result of such adverse changes in market rates and prices. Market risk is attributable to all market risk-sensitive financial instruments and all short term and long-term debt. Market risk comprises three types of risk: interest rate risk, currency risk and other price risk, such as equity price risk and commodity risk. Financial instruments affected by market risk include loans and borrowings, deposits, FVTOCI investments, trade payables, trade receivables and other financial instruments. The Group is exposed to market risk primarily related to foreign exchange rate risk, interest rate risk and the market value of its investments. Thus, the Group's exposure to market risk is a function of investing and borrowing activities.

i.) Foreign exchange risk

Foreign exchange risk is the risk that the fair value of future cash flows of financial instrument will fluctuate because of changes in foreign exchange rate. The Group has no material exposure to foreign exchange risk as it does not generally have any financial assets or liabilities which are denominated in a currency other than INR.

However, the following table sets forth information relating to foreign currency exposure (Unhedged) as on balance sheet dates:

Foreign Currency Liabilities / Assets	As at 31st March, 2020		As at 31st March, 2019	
	Foreign currency	Indian Rupees (In lakhs)	Foreign currency	Indian Rupees (In lakhs)
Currency				
Trade Payables & other liabilities				
USD	4,58,274.15	345.45	74,895.00	51.81
Euro	29,065.00	24.14	12,187.50	9.47



Notes to the Consolidated Financial Statements for the year ended 31st March, 2020 (Contd.)

a. Foreign currency sensitivity analysis :

The following tables demonstrate the sensitivity to a reasonably possible change in exchange rates of USD, JPY and Euro with INR, with all other variables held constant. The impact on the Group's profit before tax is due to changes in the fair value of monetary assets and liabilities including non-designated foreign currency derivatives. The Group's exposure to foreign currency changes for all other currencies is not material.

(₹ in Lakhs)

Particulars	31st March, 2020		31st March, 2019	
	Effect on Profit before tax Gain/(Loss)		Effect on Profit before tax Gain/(Loss)	
5% movement	Strengthening of Foreign Currency	Weakening of Foreign Currency	Strengthening of Foreign Currency	Weakening of Foreign Currency
On Foreign Currency Liability :				
USD	17.27	(17.27)	2.59	(2.59)
Euro	1.21	(1.21)	0.47	(0.47)

ii.) Interest rate risk

Interest rate risk is the risk that the fair value or future cash flows of a financial instrument will fluctuate because of changes in market interest rates. The Group's exposure to the risk of changes in market interest rates relates primarily to the Group's long-term debt obligations with floating interest rates.

The Group's investments in term deposits (i.e., margin money) with banks are for short durations, and therefore do not expose the Group to significant interest rates risk.

a. Interest rate risk exposure

The exposure of the Group's borrowing to interest rate changes at the end of the reporting period are as follows:

(₹ in Lakhs)

Particulars	As at 31st March, 2020	As at 31st March, 2019
Floating rate instruments :		
INR Borrowings	2,487.77	3,113.83

The table excludes non interest bearing/fixed rate of interest borrowings ₹ 2,250.00 Lakhs (March 31, 2019 : ₹ 2,997.13 Lakhs).

b. Interest rate sensitivity :

The sensitivity analysis below have been determined based on exposure to interest rates for borrowings at the end of the reporting period and the stipulated change taking place at the beginning of the financial year and held constant throughout the reporting period in case of borrowings that have floating rates.

If the interest rates had been 50 basis points higher or lower and all the other variables were held constant, the effect on interest expense for the respective financial years and consequent effect on Group's profit in that financial year would have been as below:

(₹ in Lakhs)

Particulars	Impact on Profit Before Tax	
	Year ended 31st March, 2020	Year ended 31st March, 2019
Floating rate instruments :		
50 basis points increase	(12.44)	(15.57)
50 basis points decrease	12.44	15.57

The assumed movement in basis points for the interest rate sensitivity analysis is based on the currently observable market environment.

III.) Capital Risk Management Policies and Objectives

The Group's objective while managing capital is to safeguard its ability to continue as a going concern (so that it is enabled to provide returns and create value for its shareholders, and benefits for other stakeholders), support business stability and growth, ensure adherence to the covenants and restrictions imposed by lenders and / or relevant laws and regulations, and maintain an optimal and efficient capital structure so as to reduce the cost of capital and to maximise shareholders value. In order to maintain or adjust the capital structure, the Group may adjust the dividend payment to shareholders, return capital to shareholders, issue new shares, obtain new borrowings or sell assets to reduce debt, etc.

The Group manages its capital structure and makes adjustments to it, in light of changes in economic conditions or its business requirements and the requirements of the financial covenants.

The Group monitors capital using a gearing ratio, which is net debt divided by total capital plus net debt. Net debt is calculated as interest bearing loans and borrowings less cash and cash equivalents.

Notes to the Consolidated Financial Statements for the year ended 31st March, 2020 (Contd.)

The gearing ratio at the end of the reporting period was as follows:

Particulars	(₹ in Lakhs)	
	As at 31st March, 2020	As at 31st March, 2019
Debt	4,737.77	6,110.96
Lease liabilities	4,368.54	-
Cash and cash equivalents	(16,507.44)	(13,768.96)
Net debt	(7,401.12)	(7,658.00)
Total Equity	80,282.98	73,723.86
Capital and net debt	72,881.86	66,065.86
Gearing Ratio (%)	-10.15%	-11.59%

In order to achieve this overall objective, the Group's capital management, amongst other things, aims to ensure that it meets financial covenants attached to the interest-bearing loans and borrowings that define capital structure requirements. Breaches in meeting the financial covenants would permit the bank to immediately call loans and borrowings. There have been no breaches in the financial covenants of any interest-bearing loans and borrowings in the current period.

IV.) Changes in liabilities arising from financing activities

With effect from 01.04.2017, the Group adopted the amendments to Ind AS 7 - Statement of cash flows. The amendments require entities to provide disclosures that enable users of financial statements to evaluate changes in liabilities arising from financing activities, including both changes arising from cash flows and non-cash changes. To the extent necessary to satisfy this requirement, an entity discloses the following changes in liabilities arising from financing activities:

- Changes from financing cash flows
- Changes arising from obtaining or losing control of subsidiaries or other businesses
- The effect of changes in foreign exchange rates
- Changes in fair values
- Other changes

Paragraph 44C of Ind AS 7 states that liabilities arising from financing activities are liabilities for which cash flows were, or future cash flows will be, classified in the statement of cash flows as cash flows from financing activities. In addition, the disclosure requirement in paragraph 44A also applies to changes in financial assets (for example, assets that hedge liabilities arising from financing activities) if cash flows from those financial assets were, or future cash flows will be, included in cash flows from financing activities.

The Group disclosed information about its interest-bearing loans and borrowings.

The amendments suggest that the disclosure requirement may be met by providing a reconciliation between the opening and closing balances in the statement of financial position for liabilities arising from financing activities. Where an entity discloses such a reconciliation, it shall provide sufficient information to enable users of the financial statements to link items included in the reconciliation to the statement of financial position and the statement of cash flows. The Group decided to provide information in a reconciliation format. The major changes in the Group's liabilities arising from financing activities are due to financing cash flows and accrual of financial liabilities. The Group did not acquire any liabilities arising from financing activities during business combinations effected in the current period or comparative period.



Notes to the Consolidated Financial Statements for the year ended 31st March, 2020 (Contd.)

	01.04.2019 (Opening balance of current year)	Cash Flows	Non-cash changes			31.03.2020 (Closing balance of current year)
			Arising from obtaining or losing control of subsidiaries or other businesses	Foreign exchange movement	Fair value changes	
i. Current loans and borrowings	6,023.79	(1,373.51)	-	-	-	4,650.28
ii. Current maturities of Long term borrowings	24.26	(24.26)	-	-	32.91	32.91
iii. Non-current loans and borrowings (excluding current maturities)	62.92	24.58	-	-	(32.91)	54.59
iv. Interest accrued on borrowings	0.67	(1,866.44)	-	-	1,866.34 *	0.58
Total liabilities from financing activities	6,111.64	(3,239.63)	-	-	1,866.34	4,738.35

* Represents interest expenses recognised in Statement of Profit & Loss.

	01.04.2018 (Opening balance of comparative period)	Cash Flows	Non-cash changes			31.03.2019 (Closing balance of comparative period)
			Arising from obtaining or losing control of subsidiaries or other businesses	Foreign exchange movement	Fair value changes	
i. Current loans and borrowings	2,888.57	3,135.21	-	-	-	6,023.79
ii. Current maturities of Long term borrowings	18.64	(18.64)	-	-	24.26	24.26
iii. Non-current loans and borrowings (excluding current maturities)	72.97	14.20	-	-	(24.26)	62.92
iv. Interest accrued on borrowings	0.33	(978.56)	-	-	978.91 *	0.67
Total liabilities from financing activities	2,980.51	2,152.22	-	-	978.91	6,111.64

* Represents interest expenses recognised in Statement of Profit & Loss.

The 'Other' column includes the effect of reclassification of current portion (current maturities) of non-current interest-bearing loans and borrowings.

Notes to the Consolidated Financial Statements for the year ended 31st March, 2020 (Contd.)

50 SEGMENT INFORMATION- DISCLOSURE PURSUANT TO IND AS 108 "OPERATING SEGMENT"

A. Information about reportable segment

Particulars	Construction Contract		Investment Property (Lease Rental)		Other		Unallocated		Total
	31st March, 2020	31st March, 2019	31st March, 2020	31st March, 2019	31st March, 2020	31st March, 2019	31st March, 2020	31st March, 2019	
Revenue									
External revenue	1,87,414.76	1,72,995.56	617.94	448.77	459.99	2,027.11	-	-	1,88,492.69
Inter segment revenue	-	-	-	-	-	-	-	-	-
Total segment revenue	1,87,414.76	1,72,995.56	617.94	448.77	459.99	2,027.11	-	-	1,88,492.69
Segment results	14,249.22	21,883.00	(613.33)	(825.31)	(111.10)	(804.22)			13,524.79
Less:									
a. Finance costs							3,499.77	1,922.40	3,499.77
b. Other unallocable expense net of unallocable income							370.49	390.35	370.49
(Loss)/Profit before tax									9,654.53
Tax expenses									3,215.38
(Loss)/Profit after tax									6,439.15

Other Information	Construction Contract		Investment Property (Lease Rental)		Other		Unallocated		Total
	31st March, 2020	31st March, 2019	31st March, 2020	31st March, 2019	31st March, 2020	31st March, 2019	31st March, 2020	31st March, 2019	
Segment Assets	1,37,683.72	1,15,842.86	11,746.73	9,153.56	5,314.08	5,049.75	21,166.58	18,499.11	1,75,911.12
Segment Liabilities	85,999.34	66,576.88	4,978.52	2,220.76	-	-	4,650.28	6,023.79	95,628.13
Capital Employed	51,684.38	49,265.98	6,768.22	6,932.80	5,314.08	5,049.75	16,516.31	12,475.32	80,282.98
									73,723.86



Notes to the Consolidated Financial Statements for the year ended 31st March, 2020 (Contd.)

Particulars	(₹ in Lakhs)							
	Depreciation, amortisation and impairment include in segment expense		Other non-cash expenses included in segment expense		Interest expense included in segment expense		Additions to Non-Current Assets	
	For the year ended		For the year ended		For the year ended		For the year ended	
	31st March, 2020	31st March, 2019	31st March, 2020	31st March, 2019	31st March, 2020	31st March, 2019	31st March, 2020	31st March, 2019
Construction Contract	2,760.26	2,445.57	4,214.16	1,104.54	1,526.65	535.59	3,944.02	2,897.54
Investment Property (Lease Rental)	426.89	310.23	-	-	-	-	68.17	223.82
Others	-	-	17.54	235.20	-	-	-	-
Segment Total	3,187.15	2,755.79	4,231.70	1,339.74	1,526.65	535.59	4,012.19	3,121.36
Unallocated	-	-	-	-	(1,526.65)	(535.59)	-	-
Total	3,187.15	2,755.79	4,231.70	1,339.74	-	-	4,012.19	3,121.36

Reconciliation to amounts reflected in the financial statements
Reconciliation of assets

Particulars	(₹ in Lakhs)	
	31st March, 2020	31st March, 2019
Segment assets	1,54,744.53	1,30,046.18
Deferred tax assets (net)	2,357.77	2,832.72
Non-current tax assets (net)	2,015.55	175.19
Goodwill	138.00	138.00
Cash and Bank Balances	16,655.27	15,353.19
Total assets	1,75,911.12	1,48,545.29

Reconciliation of liabilities

Particulars	(₹ in Lakhs)	
	31st March, 2020	31st March, 2019
Segment liabilities	90,977.86	68,797.64
Current Borrowings	4,650.28	6,023.79
Total liabilities	95,628.13	74,821.43

Notes to the Consolidated Financial Statements for the year ended 31st March, 2020 (Contd.)

B. Geographic Information

(₹ in Lakhs)

Particulars	Segment revenue*		Non-current assets**	
	31st March, 2020	31st March, 2019	31st March, 2020	31st March, 2019
Within India	1,88,492.69	1,75,471.44	29,430.07	22,685.50
Outside India	-	-	-	-
Total	1,88,492.69	1,75,471.44	29,430.07	22,685.50

*Revenues by geographical area are based on the geographical location of the client.

**Non-current assets for this purpose consists of Property, plant & equipment, Capital Work in progress, Right of Use Assets, Investment Property, Intangible assets and other non current assets.

C. Basis of identifying operating segments, reportable segments, segment profit and definition of each reportable segment and segment composition:

(i) Basis of identifying operating segments:

Operating segments are identified as those components of the Group (a) that engage in business activities to earn revenues and incur expenses (including transactions with any of the Group's other components) (b) whose operating results are regularly reviewed by the Group's Chief Executive Officer to make decisions about resource allocation and performance assessment and (c) for which discrete financial information is available

The accounting policies consistently used in the preparation of the financial statements are also applied to record revenue and expenditure in individual segments. Assets, liabilities, revenues and direct expenses in relation to segments are categorised based on items that are individually identifiable to that segment, while other items, wherever allocable, are apportioned to the segments on an appropriate basis. Certain items are not specifically allocable to individual segments as the underlying services are used interchangeably. The Group therefore believes that it is not practical to provide segment disclosures relating to such items, and accordingly such items are separately disclosed as 'unallocated'.

(ii) Reportable segments:

An operating segment is classified as reportable segment if reported revenue (including inter-segment revenue) or absolute amount of result or assets exceed 10% or more of the combined total of all the operating segments.

(iii) Segment profit:

Performance of a segment is measured based on segment profit (before interest and tax), as included in the internal management reports that are reviewed by the Group's Chief Executive Officer.

(iv) Segment composition:

- Revenue from construction contract
- Lease Rental from Investment Property (Bus Terminal & Depot and Commercial Complex) at Kota
- Other comprises Inventory Property

D. Revenue from one customer (Central Govt. and State Govt. both) in Construction Contract segment amounting to ₹ 1,30,324.31 Lakhs (31st March, 2019 : ₹ 1,03,603.05 Lakhs) and accounted for approximately 69.74% (31st March, 2019 : 60.22%) contributed to more than 10% of the entity's total revenue.

51 IN LIGHT OF SECTION 135 OF THE COMPANIES ACT, 2013, THE GROUP HAS INCURRED EXPENSES ON CORPORATE SOCIAL RESPONSIBILITY (CSR) AGGREGATING TO ₹ 68.07 LAKHS (PREVIOUS YEAR ₹ 11.07 LAKHS).

The disclosure in respect of CSR expenditure is as follows:

(₹ in Lakhs)

Particulars	For the year ended 31st March, 2020	For the year ended 31st March, 2019
a. Gross amount required to be spent by the Company during the year	327.96	285.07
b. Amount spent during the year on the following:		
1. Construction/acquisition of asset	-	-
2. On purposes other than 1 above	68.07	11.07

52 The Group has claimed Delhi VAT Credit balance as on 01.07.2017 in Trans I filed under GST regime which includes ₹ 1,783.64 Lakhs related to period from 2009 to 2013. The Group has availed Amnesty Scheme 2013 of Delhi Government for the period from 2009 to 2013. The Group is not entitled to VAT Input credit for the period for which amnesty scheme was availed as per the order of Commissioner VAT, New Delhi dated 17.01.2018. The Group has accordingly not recognised VAT Credit balance for the said period in the books.



Notes to the Consolidated Financial Statements for the year ended 31st March, 2020 (Contd.)

53 PARTICULARS OF LOANS GIVEN, GUARANTEE GIVEN OR SECURITY PROVIDED AND INVESTMENT MADE DURING THE YEAR AS MANDATED BY SECTION 186 (4) OF THE COMPANIES ACT, 2013:

(a) Loan given:	Nil
(b) Guarantee given:	Nil
(c) Security provided:	Nil
(d) Investments made/(sold):	Nil

54 USE OF ESTIMATES AND JUDGEMENTS

The preparation of financial statements in conformity with the recognition and measurement principles of Ind AS requires management to make estimates and assumptions that affect the reported amounts of assets and liabilities and disclosure of contingent liabilities at the date of the financial statements and the results of operations during the reporting period end. Although these estimates are based upon management's best knowledge of current events and actions, historical experience and other factors, including expectations of future events that are believed to be reasonable, actual results could differ from these estimates. The estimates and underlying assumptions are reviewed on an ongoing basis. Revisions to accounting estimates are recognised in the period in which the estimate is revised if the revision affects only that period, or in the period of the revision and future periods if the revision affects both current and future periods.

A. Significant Judgements in applying accounting policies

The judgements, apart from those involving estimations (see note below), that the Group has made in the process of applying its accounting policies and that have a significant effect on the amounts recognised in these financial statements pertain to :

(i) Kota Project : Investment Property :

The Group has developed (Bus Depot and Commercial Complex at Kota) for Rajasthan State Road Transport Corporation (RSRTC) under an "Agreement to Develop" / License agreement at a cost of ₹ 12,487.90 Lakhs spent till 31.03.2020 including discounted value of license fees of ₹ 2,992.77 Lakhs recognised on application of Ind AS 116 effective from 01.04.2019 (upto 31.03.2019 ₹ 9,426.95 Lakhs) on the land belonging to RSRTC under license arrangement. The expenditure (construction cost) incurred has been shown in Balance Sheet under the main head "Investment Property" and sub-head "Right of Use Assets (Building)". The Group has a right to Lease Right of Use Asset (Commercial Complex). The primary lease period of Commercial complex is 30 years which can be extended for a further period of 10 years at the option of the Group from the date of completion of the project. Thereafter, the Commercial Complex will be handed over to RSRTC.

Determination of applicability of Appendix A of Service Concession Arrangement ('SCA'), under Ind AS - 115 'Revenue from Contracts with Customers':

This Interpretation applies to public-to-private service concession arrangements if:

- the grantor controls or regulates what services the operator must provide with the infrastructure, to whom it must provide them, and at what price; and
- the grantor controls through ownership, beneficial entitlement or otherwise any significant residual interest in the infrastructure at the end of the term of the arrangement.

In the given case, though RSRTC controls/ regulates what services the Group must provide with the infrastructure, rental of commercial complex in the given case. However it does not regulate: to whom the Group must provide them and at what price. Since the first condition is not met, the management has concluded that SCA does not apply in this case.

Determination of applicability of Ind As 40 – Investment Property:

In view of the fact that the Group constructed the building at its own cost and in view of the substantial rights entrusted with the Group, the substance of the legal agreements with RSRTC, in the judgement of the management, is that the Group is the beneficial owner of the Building though legal title vests with RSRTC and the license fees payable by the Group to RSRTC is in effect for use of land.

The cost of construction represents building held by the Group to earn rentals rather than for use in the production or supply of goods or services or for administrative purposes; or for sale in the ordinary course of business. The commercial complex is not intended for sale in ordinary course of business of the Group.

Accordingly, the management has concluded that Ind As 40 shall apply in its case and the cost of construction shall be accounted for as investment property under Ind AS 40.

(ii) Leases :

Ind AS 116 requires lessees to determine the lease term as the non-cancellable period of a lease adjusted with any option to extend or terminate the lease, if the use of such option is reasonably certain. The Group makes an assessment on the expected lease term on a lease-by-lease basis and thereby assesses whether it is reasonably certain that any options to extend or terminate the contract will be exercised. In evaluating the lease term, the Group considers factors such as any significant leasehold improvements undertaken over the lease term, costs relating to the termination of the lease and the importance of the underlying asset to Group's operations taking into account the location of the underlying asset and the availability of suitable alternatives. The lease term in future periods is reassessed to ensure that the lease term reflects the current economic circumstances. After considering current and future economic conditions, the Group has concluded that no changes are required to lease period relating to the existing lease contracts.

Notes to the Consolidated Financial Statements for the year ended 31st March, 2020 (Contd.)

B. Key sources of estimation uncertainty

The following are the key assumptions concerning the future, and other key sources of estimation uncertainty at the end of the reporting period that may have a significant risk of causing a material adjustment to the carrying amounts of assets and liabilities within the next financial year :

(i) Impairment of trade receivables:

The impairment provisions for trade receivables are based on lifetime expected credit loss based on a provision matrix. Lifetime expected credit losses are the expected credit losses that result from all possible default events over the expected life of a financial instrument. The provision matrix takes into account historical credit loss experience and is adjusted for forward looking information. The expected credit loss allowance is based on the ageing of the receivables that are due and the rates used in the provision matrix.

(ii) Fair value measurements of financial instruments:

In estimating the fair value of a financial asset or a financial liability, the Group uses market-observable data to the extent it is available. Where active market quotes are not available, the management applies valuation techniques to determine the fair value of financial instruments. This involves developing estimates, assumptions and judgements consistent with how market participants would price the instrument.

(iii) Valuation of investment property :

Investment property is stated at cost. However, as per Ind AS 40 there is a requirement to disclose fair value as at the balance sheet date. The Group engaged independent valuer to determine the fair value of its investment property as at reporting date.

Fair value of the Freehold Land property is determined by using market comparable method. This means that valuation performed by the valuer are based on active market prices, significantly adjusted for difference in nature, location or condition of the specific property. As at 31st March, 2020 and As at 31st March, 2019, the property is fair valued based on valuations performed by an independent valuer who holds a recognised and relevant professional qualification and has relevant valuation experience for similar properties in India.

Right of Use Assets (Building) :

The determination of the fair value of investment property, viz. right of use assets (Building) at Kota requires the use of estimates such as future cash flows from the assets (such as lettings, future revenue streams and the overall repair and condition of the property and property operating expenses etc.) and discount rates applicable to those assets. As at 31st March, 2020 and As at 31st March, 2019, the property is fair valued based on valuations performed by an independent valuer who holds a recognised and relevant professional qualification and has relevant valuation experience.

(iv) Estimation of net realisable value for inventory property

Inventory is stated at the lower of cost and net realisable value (NRV).

NRV for inventory property is assessed by reference to market conditions and prices existing at the reporting date and is determined by the Group after taking suitable external advice and in the light of recent market transactions, as well as the estimated cost to be incurred for completion of the construction.

(v) Actuarial Valuation:

The determination of Group's liability towards defined benefit obligation viz. gratuity to employees is made through independent actuarial valuation including determination of amounts to be recognised in the Statement of Profit and Loss and in other comprehensive income. Such valuation depend upon assumptions determined after taking into account inflation, seniority, promotion and other relevant factors such as supply and demand factors in the employment market. Information about such valuation is provided in notes to the financial statements.

(vi) Claims, Provisions and Contingent Liabilities:

The Group has ongoing litigations with various regulatory authorities and third parties. Where an outflow of funds is believed to be probable and a reliable estimate of the outcome of the dispute can be made based on management's assessment of specific circumstances of each dispute and relevant external advice, management provides for its best estimate of the liability. Such accruals are by nature complex and can take number of years to resolve and can involve estimation uncertainty. These estimates could change substantially over time as new facts emerge and each dispute progresses. Information about such litigations is provided in notes to the financial statements.

(vii) Useful lives of property, plant and equipment, investment property and intangible assets:

As described in the significant accounting policies, the Group determines and also reviews the estimated useful lives of property, plant and equipment, investment property and intangible assets at the end of each reporting period. Such lives are dependent upon an assessment of both the technical life of the assets and also their likely economic life, based on various internal and external factors including relative efficiency and operating costs. Accordingly, depreciable lives are reviewed annually using the best information available to the Management.



Notes to the Consolidated Financial Statements for the year ended 31st March, 2020 (Contd.)

(viii) Retention money

The payment terms followed by the Group are generally followed by the most of the companies (customers as well as contracts) in the construction contracts and are customary in the construction industry. The customer pays advance before start of the project and retains a specified percentage of the contract value as retention money to ensure successful completion of the construction activities. These are generally accepted industry practice. Moreover, these contracts are generally based on competitive bidding and are awarded based on the lowest evaluated price. The retention money is contractually due for payment by customer on completion of the project / after a specified defect liability period which is generally 1-3 years and to fulfill the customer's satisfaction of conditions specified and adequate protection to meet obligations in the contract. Similarly, customer also pays advances before start of the execution of the project which reflects commitment from the customer and the same is being adjusted against running bills. The retention money in a contract does not have any financing component as the same is for protecting/ensuring the performance commitment. Therefore, the management believes that there is no time value of money involved.

55 CORRECTION OF ERRORS

(A) During the year ended 31 March 2020, the management undertook a detailed review of its financial statements and observed an inadvertent error in application of Ind AS-115, effective from 01-04-2018.

- The change in inventory of work in progress has been disclosed in the statement of profit and loss account as a line item instead of unbilled revenue under the head revenue from operation.
- The inventory of Work-in-progress had been disclosed under the head inventories instead of unbilled revenue under Other Current Assets in previous financial statements.
- Further, retention money had been disclosed under the head trade receivables instead of other assets. The amount of retention money held by the customers is due on future performance obligation.

Therefore, for the financial year ended 31 March, 2020 the error has been corrected by restating each of the affected financial statement line items for the prior period as follows :

(₹ in Lakhs)

Balance Sheet	As at 31st March, 2019		
	As previously Reported	Changes due to correction of error	As Restated
Change in Assets			
Non-Current Trade Receivables	10,760.77	(3,043.27)	7,717.50
Deferred Tax Assets	2,991.21	(158.49)	2,832.72
Other Non-Current Assets	450.37	3,043.27	3,493.64
Inventories	22,229.92	(7,418.82)	14,811.10
Current Trade Receivables	64,900.40	(13,118.65)	51,781.75
Other Current Assets	2,827.12	20,991.02	23,818.14
Total Items Change in Assets	1,04,159.79	295.06	1,04,454.85
Change in Equity & Liabilities			
Other Equity	72,089.05	295.06	72,384.11
Other Non Current Liability	5,980.16	(1,506.37)	4,473.79
Other Non Current Financial Liability	284.19	1,506.37	1,790.57
Total Items Change in Equity & Liabilities	78,353.40	295.06	78,648.46

(₹ in Lakhs)

Statement of Profit & Loss	As at 31st March, 2019		
	As previously Reported	Changes due to correction of error	As Restated
Revenue from Operations (Construction Contract Revenue)	1,75,218.32	253.12	1,75,471.44
Change in inventory of Work in Progress	(235.66)	235.66	-
Profit before tax	17,923.27	17.46	17,940.73
Tax expense	6,203.07	6.10	6,209.17
Profit after tax	11,720.20	11.36	11,731.56
Impact on EPS (Increase/(Decrease) (Basic & Diluted)	17.496	0.017	17.51

It has no impact on previously reported cash flows from operating, investing and financing activities.

Notes to the Consolidated Financial Statements for the year ended 31st March, 2020 (Contd.)

(B) The amount of work done but pending acknowledgment by contractee was recognised as “Work-in-progress” (disclosed under “Inventories”) and valued at cost until year 2017-18 by the Group for construction contracts. Under Ind AS 115, the same is treated as “Unbilled Revenue” (disclosed under “Other Current Assets”) which is valued at the contracted rates amounting to ₹ 7,872.37 Lakhs as at 31st March, 2019 (April 1, 2018 : ₹ 7,619.25 Lakhs) and thereby it includes profit element of ₹ 453.55 Lakhs as at 31st March, 2019 (April 1, 2018 : ₹ 436.09 Lakhs). This has resulted in increase in revenue for the year March 2019 by ₹ 253.12 Lakhs which otherwise would have been disclosed as changes in work in progress. The cumulative effect of the above adjustment on the year 2018-19 profit is ₹ 11.36 Lakhs (Net of Tax of ₹ 6.10 Lakhs) and on the opening balance of retained earnings upto 31st March, 2018 is ₹ 283.70 Lakhs (Net of Tax of ₹ 152.39 Lakhs).

The cumulative impact of Ind AS 115 during the year 2018-19 has resulted in increase of ₹ 0.02 to the Earning per shares of the Group.

56 ESTIMATION OF UNCERTAINTIES RELATING TO THE GLOBAL HEALTH PANDEMIC FROM COVID-19 (COVID-19):

The COVID-19 pandemic is an evolving human tragedy declared a global pandemic by the World Health Organisation with adverse impact on economy and business. Supply Chain disruptions in India as a result of the outbreak started with restrictions on movement of goods, closure of borders etc., in several states followed by a nationwide lockdown from the 25th of March 2020 announced by the Indian government, to stem the spread of COVID-19. Due to this, the operations of the Group's at all locations got temporarily disrupted. In light of these circumstances, the Group has considered the possible effects that may result from COVID-19 on the carrying amounts of financials assets, inventory, receivables, property plant and equipment, Intangibles, Investment Property etc., as well as liabilities accrued. In developing the assumptions relating to the possible future uncertainties in the economic conditions because of this pandemic, the Group has used internal and external information such as financial strength of partners, investment profile, future volume estimates from the business etc. Having reviewed the underlying data and based on current estimates the Group expects the carrying amount of these assets will be recovered and there is no significant impact on liabilities accrued. The impact of COVID-19 on the Group's financial statements may differ from that estimated as at the date of approval of these financial statements and the Group will continue to closely monitor any material changes to future economic conditions.

57 ADDITIONAL INFORMATION TO CONSOLIDATED FINANCIAL STATEMENTS AS AT MARCH 31ST, 2020 AND AS AT MARCH 31ST, 2019, PURSUANT TO SCHEDULE III TO THE COMPANIES ACT 2013:

(₹ in Lakhs)

Name of Entities	Net Assets, i.e., total assets minus total liabilities			
	As at 31st March, 2020	As a % of consolidated net assets	As at 31st March, 2019	As a % of consolidated net assets
Holding Company:				
Ahluwalia Contracts (India) Limited	79,913.07	99.54%	73,349.51	99.49%
Subsidiaries:				
Indian:				
M/s. Dipesh Mining Pvt. Ltd.	72.52	0.09%	73.41	0.10%
M/s. Jiwanjyoti Traders Pvt. Ltd.	75.37	0.09%	76.26	0.10%
M/s. Paramount Dealcomm Pvt. Ltd.	76.63	0.10%	77.51	0.11%
M/s. Prem Sagar Merchants Pvt. Ltd.	68.33	0.09%	69.22	0.09%
M/s. Splendor Distributors Pvt. Ltd.	77.06	0.10%	77.95	0.11%
Total	80,282.98	100%	73,723.86	100%

(₹ in Lakhs)

Name of Entities	Share in Profit or Loss			
	Year ended 31st March, 2020	As a % of consolidated profit or loss	Year ended 31st March, 2019	As a % of consolidated profit or loss
Holding Company:				
Ahluwalia Contracts (India) Limited	6,445.35	100.07%	11,554.81	100.06%
Subsidiaries:				
Indian:				
M/s. Dipesh Mining Pvt. Ltd.	(0.89)	(0.014)%	(1.28)	(0.011)%
M/s. Jiwanjyoti Traders Pvt. Ltd.	(0.89)	(0.014)%	(1.27)	(0.011)%
M/s. Paramount Dealcomm Pvt. Ltd.	(0.89)	(0.014)%	(1.28)	(0.011)%
M/s. Prem Sagar Merchants Pvt. Ltd.	(0.89)	(0.014)%	(1.27)	(0.011)%
M/s. Splendor Distributors Pvt. Ltd.	(0.89)	(0.014)%	(1.28)	(0.011)%
Total	6,440.91	100%	11,548.43	100%

Note: Above figures for net assets and share in profit or (loss) of entities are after elimination of all intra group transactions.



Notes to the Consolidated Financial Statements for the year ended 31st March, 2020 (Contd.)

58 THERE ARE NO SIGNIFICANT SUBSEQUENT EVENTS THAT WOULD REQUIRE ADJUSTMENTS OR DISCLOSURES IN THE FINANCIAL STATEMENTS AS ON THE BALANCE SHEET DATE.

59 THE FIGURES FOR THE PREVIOUS YEAR HAVE BEEN REGROUPED AND / OR RECLASSIFIED WHEREVER NECESSARY TO CONFORM WITH THE CURRENT YEAR PRESENTATION.

As per our report of even date annexed

For **AMOD AGRAWAL & ASSOCIATES**
ICAI Firm Registration No. 005780N
Chartered Accountants

SMITA GUPTA

Partner
Membership No. 087061

Place : New Delhi
Date : 30-06-2020

For and on behalf of the Board of Directors

BIKRAMJIT AHLUWALIA

Chairman & Managing Director (Chief Executive Officer)
DIN 00304947

VIPIN KUMAR TIWARI

G.M. (Corporate) & Company Secretary
ACS. 10837

SHOBHIT UPPAL

Dy. Managing Director
DIN 00305264

SATBEER SINGH

Chief Financial Officer
PAN : ARLPS6573L

NOTICE

Notice is hereby given that the 41st Annual General Meeting of Ahluwalia Contracts (India) Ltd will be held on Wednesday, 30th September, 2020 at 3.00 p.m. through Video Conferencing (VC) / Other Audio Visual Means (OAVM), to transact the following business.

ORDINARY BUSINESS:

ITEM NO. 1

To receive, consider and adopt

- a. the Audited Standalone Financial Statements of the Company for the financial year ended 31st March, 2020, together with the Reports of the Board of Directors and the Auditors thereon; and
- b. the Audited Consolidated Financial Statements of the Company for the financial year ended 31st March, 2020, together with the Report of the Auditors thereon.

ITEM NO. 2

To appoint a Director in place of Mr. Shobhit Uppal (DIN: 00305264) who retires by rotation and, being eligible, offers himself for re-appointment.

ITEM NO. 3

Re-Appointment of M/s. Amod Agrawal & Associates, Chartered Accountants as Statutory Auditor of the Company

To re-appoint to M/s. Amod Agrawal & Associates, Chartered Accountants [Firm Registration No.: 005780N], as Statutory Auditors of the Company for another term of five(5) years, to hold office from the conclusion of this Annual General Meeting till the conclusion of 46th Annual General Meeting of the Company to be held in the year 2025 and to fix their remuneration, by considering and if thought fit, passing, with or without modification(s), the following resolution as an Ordinary Resolution:

“**RESOLVED** that pursuant to provision of Sections 139, 142 and all other applicable provisions, if any, of the Companies Act, 2013 read with the Companies (Audit and Auditors) Rules, 2014 including any statutory modification(s) or re-enactment thereof, for the time being in force and subject to all the applicable laws and regulations, including but not limited to the SEBI (Listing Obligations and Disclosure Requirements) Regulations, 2015 and pursuant to the recommendations of the Audit Committee and Board of Directors of the Company, M/s. Amod Agrawal & Associates, Chartered Accountants [Firm Registration No.: (005780N), be and are hereby re-appointed as Statutory Auditors of the Company for another term of five (5) years to hold office from the conclusion of this Annual General Meeting till the conclusion of 46th Annual General Meeting of the Company to be held in the year 2025 and the Board of Directors of the Company, be and are hereby authorised to fix such remuneration including out of pocket expenses as may be recommended by the Audit Committee of the Company.”

SPECIAL BUSINESS:

ITEM NO. 4

Re-Appointment of Dr. Mohinder Sahlot (Din: 01363530) As Independent Director of The Company:

To consider and, if thought fit, to pass, with or without modification(s), the following resolution as a Special Resolution:

“**RESOLVED** that pursuant to the provisions of Sections 149, 150, 152 and any other applicable provisions of the Companies Act, 2013 and the Companies (Appointment and Qualification of Directors) Rules, 2014 (including any statutory modification(s) or re-enactment thereof for the time being in force) read with Schedule IV to the Companies Act, 2013 and Clause 25 of the SEBI (Listing Obligations and Disclosure Requirements) Regulations, 2015, Dr. Mohinder Sahlot (DIN 01363530), Independent Director be and is hereby re-appointed for the second term for another period of one year w.e.f. 30-03-2020 pursuant to the recommendation by the Nomination and Remuneration Committee and the Board of Directors of the Company.”

“**RESOLVED FURTHER THAT** Mr. Bikramjit Ahluwalia, Chairman & Managing Director, Mr. Shobhit Uppal, Dy. Managing Director and Mr. Vipin Kumar Tiwari, Company Secretary of the Company be and are hereby severally authorised to file the necessary Form DIR-12 or related Forms with the Registrar of Companies, NCT Delhi & Haryana, New Delhi and to do all such acts, deeds and things as may be necessary to give effect to the aforesaid resolution.”

ITEM NO: 5

Ratification of Payment of Remuneration of Cost Auditor

To consider and if thought fit, to pass, with or without modification(s), the following resolution as an Ordinary Resolution:

“**RESOLVED THAT** pursuant to the provisions of Section 148 and all other applicable provisions of the Companies Act, 2013, if any, and the Companies (Audit and Auditors) Rules, 2014 (including any statutory modification(s) or re-enactment thereof, for the time being in force), the Cost Auditors M/s N. M & Co., Cost Accountants (FRN: 000545) appointed by the Board of Directors of the Company, to conduct the audit of



the cost records of the Company for the financial year 2020-21, be paid the remuneration of ₹ 2.00 Lakhs p.a. mutually decided by the Board.”

“**RESOLVED FURTHER THAT** the Board of Directors of the Company be and is hereby authorised to do all acts and take all such steps as may be necessary, proper or expedient to give effect to this resolution.”

Registered Office:
A-177, Okhla Industrial Area
Phase-I, New Delhi-110020
CIN : L45101DL1979PLC009654

By order of the Board
For **Ahluwalia Contracts (India) Ltd**
Sd/-
(Vipin Kumar Tiwari)
GM (Corporate) & Company Secretary
ACS: 10837

Date:14.08.2020

NOTES FORMING PART OF THE NOTICE

Notes:

In view of the continuing Covid-19 pandemic, the Ministry of Corporate Affairs (“MCA”) has vide its circular dated 5th May, 2020 read with circulars dated 8th April, 2020 and 13th April, 2020 (collectively referred to as “MCA Circulars”) permitted the holding of the Annual General Meeting (“AGM”) through VC / OAVM, without the physical presence of the Members at a common venue. In compliance with the provisions of the Companies Act, 2013 (“Act”), SEBI (Listing Obligations and Disclosure Requirements) Regulations, 2015 (“SEBI Listing Regulations”) and MCA Circulars, the AGM of the Company is being held through VC / OAVM.

Pursuant to the provisions of the Act, a Member entitled to attend and vote at the AGM is entitled to appoint a proxy to attend and vote on his/her behalf and the proxy need not be a Member of the Company. Since this AGM is being held pursuant to the MCA Circulars through VC / OAVM, physical attendance of Members has been dispensed with. Accordingly, the facility for appointment of proxies by the Members will not be available for the AGM and hence the Proxy Form and Attendance Slip are not annexed to this Notice.

Institutional / Corporate Shareholders (i.e. other than individuals / HUF, NRI, etc.) are required to send a scanned copy (PDF/JPG Format) of its Board or governing body Resolution/Authorisation etc., authorising its representative to attend the AGM through VC / OAVM on its behalf and to vote through remote e-voting. The said Resolution / Authorisation shall be sent to the Scrutinizer by email through its registered email address to cs.corpoffice@acilnet.com with a copy

marked to enotices@linkintime.co.in

1. Corporate Members intending to send their authorised representatives to attend the Meeting are requested to send a certified true copy of the Board Resolution authorising their representative to attend and vote on their behalf at the Meeting.
2. Explanatory Statement pursuant to Section 102 of the Companies Act, 2013, in respect of the Special Businesses to be transacted at the Annual General Meeting as set out in the Notice is annexed hereto.
3. In case of joint holders attending the Meeting, only such a joint holder who is higher in the order of names will be entitled to vote.
4. With effect from April 01, 2014, inter-alia, provisions of section 149 of Companies Act, 2013, has been brought into force. In terms of the said section read with section 152(6) of the Act, the provisions of retirement by rotation are not applicable to Independent Directors. Therefore, the directors to retire by rotation have been re-ascertained on the date of this notice.
5. All the documents referred in the Notice, Annual Report as well as Annual Accounts of the subsidiary companies and Register of Directors' Shareholding are open for inspection during the business hours at the Registered Office of the Company up to and including the date of Annual General Meeting.
6. The Register of Members and Share Transfer Books of the Company shall remain closed during the Book Closure period, i.e. from Monday, 21st September, 2020 to Wednesday, 30th September, 2020, both days inclusive for the purpose of 41st Annual General Meeting of the Company.
7. The Annual Report and the Notice of this Annual General Meeting shall be sent to all shareholders by email on registered email id holding shares as on 04.09.2020.
8. While Members holding shares in physical form may write to the Company for any change in their address and bank mandates Members having shares in electronic form may inform any change in address and bank details to their depository participant(s) immediately so as to enable the Company for further correspondence with the members.

9. The Members holding shares in the same name or same order of names under different folios are requested to send the share certificates for consolidation of such shares to the Company.
10. With the aim of curbing fraud and manipulation risk in physical transfer of securities, SEBI has notified the SEBI (Listing Obligations and Disclosure Requirements) (Fourth Amendment) Regulations, 2018 on June 8, 2018 to permit transfer of listed securities only in the dematerialised form with a depository. In view of the above and the inherent benefits of holding shares in electronic form, we urge the shareholders holding shares in physical form to opt for dematerialisation.
11. The Members desirous of appointing their nominees for the shares held by them may apply in the Nomination Form (Form SH.13).
12. In order to provide protection against fraudulent encashment of dividend warrants, Members holding shares in physical form are requested to provide their bank account number, name and address of the bank/branch to enable the Company to incorporate the same in the dividend warrant.
13. All unclaimed/unpaid dividend up to the financial year ended on 31st, March 2011 have been transferred to the Investor Education and Protection Fund of the Central Government pursuant to Section 205A of the Companies Act, 1956 (corresponding Section 124 &125 of the Companies Act, 2013).
14. Members are requested to note that dividends not encashed or remaining unclaimed for a period of 7 (seven) years from the date of transfer to the Company's Unpaid Dividend Account, shall be transferred, under Section 205A of the Companies Act, 1956 (corresponding Section 124 &125 of the Companies Act, 2013) , to the Investor Education & Protection Fund (IEPF), established by the Central Government under Section 205C of the Companies Act, 1956 and/or corresponding provisions of Section 125 of the Companies Act, 2013. No claim in respect to the dividend shall lie against the Company or IEPF after transfer of the dividend amount to IEPF.
15. **Payment of Un-Paid/ Unclaimed Dividend**

The members are hereby informed that the Company would transfer the unpaid / unclaimed dividends, which remain unclaimed for a period of 7 years, to the Investor Education and Protection Fund (IEP FUND) constituted by the Central Government under section 125 of The Companies Act, 2013.

The following are the details of dividends declared by the Company and last date for claiming unpaid Dividend.

Sl.	Financial Year	Date of Declaration of dividend	Last date for claiming unpaid Dividend
1	2017-18	22/09/2018	26/11/2025
2	2018-19	25/09/2019	25/11/2026

In view of the above, the shareholders are advised to send their requests for payment of unpaid dividend pertaining to the years 2017-18 and 2018-19 to the Share Transfer Agent at New Delhi for Revalidation of Dividend Warrants/Demand Drafts before the last date for claiming un-paid dividend.

The Company has uploaded the details of unpaid and unclaimed amount lying with the Company as on the date of last AGM on **25-09-2019** on the Company website (www.acilnet.com) as well as the Ministry of Corporate Affairs website.

Once the unpaid/ unclaimed dividend is transferred to IEPF, no claim shall lie against the Company / Registrar & Transfer Agent (RTA) in respect of such amount by the members.

Investors holding shares in physical form are advised to forward the particulars of their bank account, name, branch and address of the bank to the Share Transfer Agent immediately, if not sent earlier, so as to enable them to update the records.

16. The Members desirous of obtaining any information/clarification concerning the accounts and operations of the Company are requested to address their questions in writing to the Company Secretary at least ten days before the Annual General Meeting, so that the information required may be made available at the Annual General Meeting.
17. Pursuant to the provisions of the Companies Act, 2013 read with the Rules framed there under, the Company may send notice of Annual General Meeting, Directors' Report, Auditors' Report / Annual Audited Financial Statements in electronic mode. Further, pursuant to the first proviso to the Rule 18 of the Companies (Management and Administration) Rule, 2014, the Company shall provide an advance opportunity at least once in a financial year to the members to register their e-mail address and changes therein. In view of the same, Members are requested to kindly update their e-mail address with depository participants in case of holding shares in demat form. If holding shares in physical form,



Members are requested to inform their e-mail IDs to the Company.

18. Electronic copy of the Notice of the 41st Annual General Meeting of the Company inter-alia indicating the process and manner of remote e-voting is being sent to all the members whose email IDs are registered with the Company/Depository Participants(s) for communication purposes unless any member has requested for a hard copy of the same. For members who have not registered their email address, physical copies of the aforesaid documents are being sent by the permitted mode and request received from the members.
19. As a part of “Green initiative in the Corporate Governance”, The Ministry of Corporate Affairs vide its circular nos. 17/2011 and 1/2011 dated 21.04.2011 and 29.04.2011, respectively, has permitted the companies to serve the documents, namely, Notice of General Meeting, Balance Sheet, Statement of Profit & Loss, Auditor’s report, Director’s report etc., to the members through email. The shareholders holding shares in physical form are requested to register their e-mail address with the Registrar and Share transfer

agents by sending duly signed request letter quoting their folio no., name and address. In case shares held in demat form, the shareholders may register their e-mail addresses with their DP’S (Depository Participants). In case any member desires to get hard copy of Annual Report, they can write to Company at registered office address or email at cs.corpoffice@acilnet.com.

20. Members may also note that the Notice of the 41st Annual General Meeting and the Annual report for financial year **2019-20** will also be available on the Company’s website www.acilnet.com for their download.

At the ensuing Annual General Meeting, Mr. Shobhit Uppal (DIN: 00305264), Dy. Managing Director of the Company, shall retire by rotation and being eligible, offers him-self for re-appointment.

Pursuant to Clause 36 (3) of the SEBI (LODR) Regulations, 2015, readwith SS-2, the particulars of the Directors proposed to be appointed/ re-appointed are given below:

DR. MOHINDER SAHLOT, Independent Director – (non-executive Independent) she is 52 year age Educational Qualification, B.Com., LLB & PHD (Law).

She is also Directors of Following Companies:

Angad Developers Pvt. Ltd, Aerofield Flying Academy Pvt. Ltd & Olympic Riding Academy Pvt. Ltd.

Name	Dr. Mohinder Sahlot
DIN	01363530
Date of Birth	22-07-1968
Age	52 years
Date of Re-Appointment	30-03-2020
Qualifications	B.Com, LLB & PHD (Law)
Expertise in specific functional area	Association Registered with ICAO as supplier of services (Studies), Member of Bar Associations of India, Members of Delhi High Court Bar Association, Member of Patiala House Bar Association, Member of Saket Bar Association, Experience of mediation and working in Saket District Courts as Mediator, Member of International Counsel of Arbitration (ICCA), Handled civil cases from past 14 years in various courts.
Terms & conditions of appointment	NIL
Remuneration	NIL
Directorship held in other public limited companies (excluding Foreign Companies)	NIL

Name	Dr. Mohinder Sahlot
Membership (M)/ Chairmanship (C) of Committees of other public companies (includes only Audit Committee (AC) of the Company) and Stakeholders'/ Investor' Grievance Committee (SIGC), CSR Committee, Nomination & Remuneration Committee	3
Number of Equity Shares held in the Company	None
Relationship with other Directors	None
Relationship with the Manager of the Company	None
Number of meetings attended during the year ended 31.03.2020	5 (Board Meeting)
Membership and Chairmanship of the Committees of the Board	Audit Committee, Stakeholders Relationship Committee, Nomination and Remuneration Committee

MR. SHOBHIT UPPAL, (Deputy Managing Director) aged 53 years has graduated in Electrical Engineering and has to his credit more than 28 years of Experience in multifarious activities relating to infrastructure. He has been instrumental in award and execution of many mega projects by the Company. He has been involved with the execution of various prestigious projects i.e. Hospital, Institutional, Commercial and Residential Projects. At present, he is actively involved with Kolkata, Patna, AIIMS-Jammu and Delhi NCR Projects.

Name	Mr. Shobhit Uppal
DIN	00305264
Date of Birth	25-03-1967
Age	53 years
Date of Re-Appointment	01-04-2018
Qualifications	B.E. Electrical
Expertise in specific functional area	More than 28 years' of experience to manage Building Construction activities in India and overseas
Terms & conditions of appointment	NIL
Remuneration	₹ 168.00 Lakhs p.a.
Directorship held in other public limited companies (excluding Foreign Companies)	NIL
Membership (M)/ Chairmanship (C) of Committees of other public companies (includes only Audit Committee (AC) of the Company) and Stakeholders'/ Investor' Grievance Committee (SIGC), CSR Committee, Nomination & Remuneration Committee	3
Number of Equity Shares held in the Company	4308000
Relationship with other Directors	Son in law of Mr.Bikramjit Ahluwalia, Managing Director
Relationship with the Manager of the Company	None
Number of meetings attended during the year ended 31.03.2020	5 (Board Meeting)
Membership and Chairmanship of the Committees of the Board	Audit Committee, Stakeholders Relationship Committee, Corporate Social Responsibility Committee



Remote e-Voting Instructions for shareholders:

1. Open the internet browser and launch the URL: <https://instavote.linkintime.co.in>

The Members who have cast their vote by remote e-voting prior to the AGM may also attend/ participate in the AGM through VC / OAVM but shall not be entitled to cast their vote again.

Those who are first time users of LIPL e-voting platform or holding shares in physical mode have to mandatorily generate their own Password, as under:

- Click on “Sign Up” under ‘SHARE HOLDER’ tab and register with your following details: -

A. User ID: Enter your User ID

- Shareholders/ members holding shares in CDSL demat account shall provide 16 Digit Beneficiary ID
- Shareholders/ members holding shares in NSDL demat account shall provide 8 Character DP ID followed by 8 Digit Client ID
- Shareholders/ members holding shares in physical form shall provide Event No + Folio Number registered with the Company

- B. PAN:** Enter your 10-digit Permanent Account Number (PAN) (Members who have not updated their PAN with the Depository Participant (DP)/ Company shall use the sequence number provided to you, if applicable.

- C. DOB/DOI:** Enter the Date of Birth (DOB) / Date of Incorporation (DOI) (As recorded with your DP / Company - in DD/MM/YYYY format)

- D. Bank Account Number:** Enter your Bank Account Number (last four digits), as recorded with your DP/ Company.

- Shareholders/ members holding shares in CDSL demat account shall provide either ‘C’ or ‘D’, above
- Shareholders/ members holding shares in NSDL demat account shall provide ‘D’, above
- Shareholders/ members holding shares in physical form but have not recorded ‘C’ and ‘D’, shall provide their Folio number in ‘D’ above

- Set the password of your choice (The password should contain minimum 8 characters, at least one special Character (@!#\$%&*), at least one numeral, at least one alphabet and at least one capital letter).
- Click “confirm” (Your password is now generated).

NOTE: If Shareholders/ members are holding shares in demat form and have registered on to e-Voting system of LIPL: <https://instavote.linkintime.co.in>, and/or voted on an earlier event of any company then they can use their existing password to login.

2. Click on ‘Login’ under ‘SHARE HOLDER’ tab.
3. Enter your User ID, Password and Image Verification (CAPTCHA) Code and click on ‘Submit’.
4. After successful login, you will be able to see the notification for e-voting. Select ‘View’ icon.
5. E-voting page will appear.
6. Refer the Resolution description and cast your vote by selecting your desired option ‘Favour / Against’ (If you wish to view the entire Resolution details, click on the ‘View Resolution’ file link).
7. After selecting the desired option i.e. Favour / Against, click on ‘Submit’. A confirmation box will be displayed. If you wish to confirm your vote, click on ‘Yes’, else to change your vote, click on ‘No’ and accordingly modify your vote.
8. Institutional shareholders (i.e. other than Individuals, HUF, NRI etc.) and Custodians are required to log on the e-voting system of LIPL at <https://instavote.linkintime.co.in> and register themselves as ‘Custodian / Mutual Fund / Corporate Body’. They are also required to upload a scanned certified true copy of the board resolution / authority letter/power of attorney etc. together with attested specimen signature of the duly authorised representative(s) in PDF format in the ‘Custodian / Mutual Fund / Corporate Body’ login for the Scrutinizer to verify the same.

If you have forgotten the password:

- Click on ‘Login’ under ‘SHARE HOLDER’ tab and further Click ‘forgot password?’
- Enter User ID, select Mode and Enter Image Verification (CAPTCHA) Code and Click on ‘Submit’.
- In case shareholders/ members is having valid email address, Password will be sent to his / her registered e-mail address.
- Shareholders/ members can set the password of his/ her choice by providing the information about the particulars of the Security Question and Answer, PAN, DOB/DOI, Bank Account Number (last four digits) etc. as mentioned above.
- The password should contain minimum 8 characters, at least one special character (@!#\$%&*), at least one numeral, at least one alphabet and at least one capital letter.
- It is strongly recommended not to share your password with any other person and take utmost care to keep your password confidential.

For shareholders/ members holding shares in physical form, the details can be used only for voting on the resolutions contained in the Notice.

During the voting period, shareholders/ members can login any number of time till they have voted on the resolution(s) for a particular “Event”.

Shareholders/ members holding multiple folios/demat account shall choose the voting process separately for each of the folios/demat account.

In case shareholders/ members have any queries regarding e-voting, they may refer the Frequently Asked Questions (‘FAQs’) and InstaVote e-Voting manual available at <https://instavote.linkintime.co.in>, under Help section or send an email to enotices@linkintime.co.in or contact on: - Tel: 022 -4918 6000.

Process and manner for attending the Annual General Meeting through InstaMeet

1. Open the internet browser and launch the URL: <https://instameet.linkintime.co.in>
 - Select the “**Company**” and ‘**Event Date**’ and register with your following details: -
 - A. **Demat Account No. or Folio No:** Enter your 16 digit Demat Account No. or Folio No
 - Shareholders/ members holding shares in **CDSL demat account shall provide 16 Digit Beneficiary ID**
 - Shareholders/ members holding shares in **NSDL demat account shall provide 8 Character DP ID followed by 8 Digit Client ID**
 - Shareholders/ members holding shares in **physical form shall provide** Folio Number registered with the Company
 - B. **PAN:** Enter your 10-digit Permanent Account Number (PAN) (Members who have not updated their PAN with the Depository Participant (DP)/Company shall use the sequence number provided to you, if applicable.
 - C. **Mobile No.:** Enter your mobile number.
 - D. **Email ID:** Enter your email id, as recorded with your DP/Company.

• Click “Go to Meeting” (You are now registered for InstaMeet and your attendance is marked for the meeting).

Please refer the instructions (annexure) for the software requirements and kindly ensure to install the same on the

device which would be used to attend the meeting. Please read the instructions carefully and participate in the meeting. You may also call upon the InstaMeet Support Desk for any support on the dedicated number provided to you in the instruction/ InstaMEET website.

Instructions for Shareholders / Members to Speak during the Annual General Meeting through InstaMeet

1. Shareholders who would like to speak during the meeting must register their request 3 days in advance i.e. 27-09-2020 with the company on the email id cs.corpoffice@acilnet.com created for the general meeting.
2. Shareholders will get confirmation on first cum first basis depending upon the provision made by the client.
3. Shareholders will receive “speaking serial number” once they mark attendance for the meeting.
4. Other shareholder may ask questions to the panellist, via active chat-board during the meeting.
5. Please remember speaking serial number and start your conversation with panellist by switching on video mode and audio of your device.

Shareholders are requested to speak only when moderator of the meeting / management will announce the name and serial number for speaking.

Instructions for Shareholders / Members to Vote during the Annual General Meeting through InstaMeet

Once the electronic voting is activated by the scrutinizer / moderator during the meeting, shareholders / members who have not exercised their vote through the remote e-voting can cast the vote as under:

1. On the Shareholders VC page, click on the link for e-Voting “Cast your vote”
2. Enter your 16 digit Demat Account No. / Folio No. and OTP (received on the registered mobile number/ registered email Id) received during registration for InstaMEET and click on ‘Submit’.
3. After successful login, you will see “Resolution Description” and against the same the option “Favour/ Against” for voting.
4. Cast your vote by selecting appropriate option i.e. “Favour/Against” as desired. Enter the number of shares (which represents no. of votes) as on the cut-off date under ‘Favour/Against’.
5. After selecting the appropriate option i.e. Favour/Against as desired and you have decided to vote, click on “Save”. A confirmation box will be displayed. If you wish to confirm your vote, click on “Confirm”, else to change



your vote, click on “Back” and accordingly modify your vote.

6. Once you confirm your vote on the resolution, you will not be allowed to modify or change your vote subsequently.

Note: Shareholders/ Members, who will be present in the Annual General Meeting through InstaMeet facility and have not casted their vote on the Resolutions through remote e-Voting and are otherwise not barred from doing so, shall be eligible to vote through e-Voting facility during the meeting. Shareholders / Members who have voted through Remote e-Voting prior to the Annual General Meeting will be eligible to attend / participate in the Annual General Meeting through InstaMeet. However, they will not be eligible to vote again during the meeting.

Shareholders / Members are encouraged to join the Meeting through Tablets/ Laptops connected through broadband for better experience.

Shareholders/ Members are required to use Internet with a good speed (preferably 2 MBPS download stream) to avoid any disturbance during the meeting.

Please note that Shareholders/ Members connecting from Mobile Devices or Tablets or through Laptops connecting via Mobile Hotspot may experience Audio/Visual loss due to fluctuation in their network. It is therefore recommended to use stable Wi-Fi or LAN connection to mitigate any kind of aforesaid glitches.

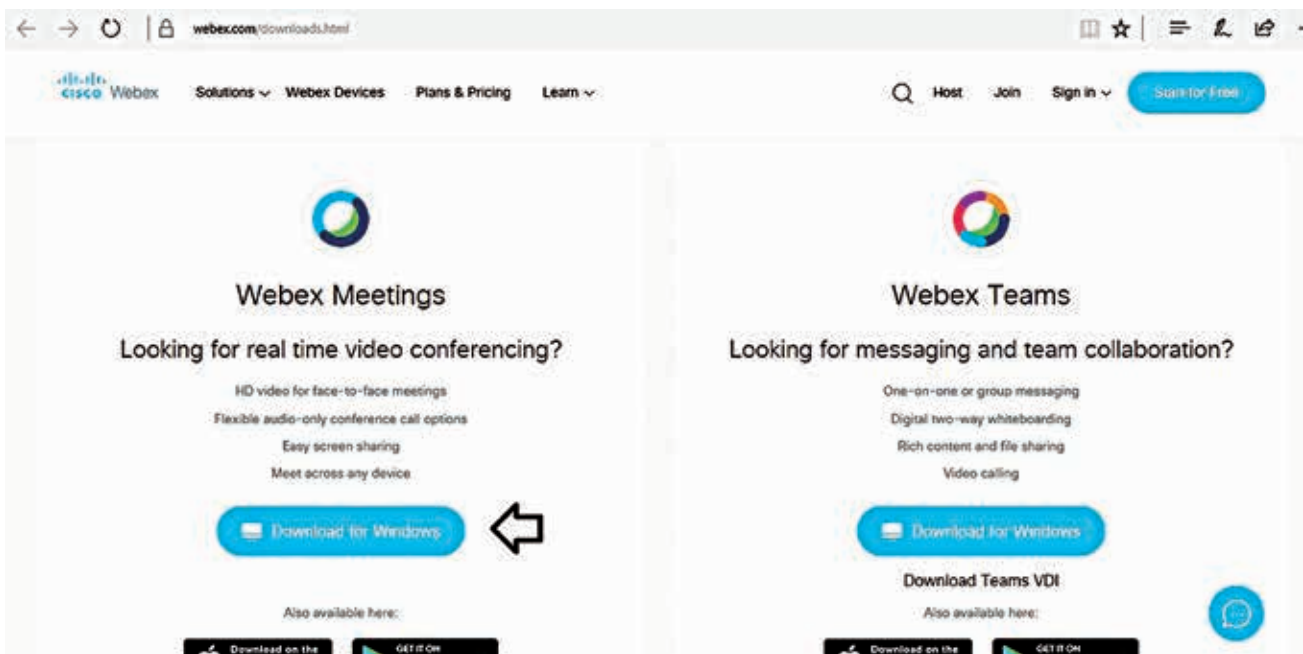
In case shareholders/ members have any queries regarding login/ e-voting, they may send an email to instameet@linkintime.co.in or contact on: - Tel: 022-49186175.

Annexure

Guidelines to attend the AGM proceedings of Link Intime India Pvt. Ltd.: InstaMEET

For a smooth experience of viewing the AGM proceedings of Link Intime India Pvt. Ltd. InstaMEET, shareholders / members who are registered as speakers for the event are requested to download and install the Webex application in advance by following the instructions as under:

- a) Please download and install the Webex application by clicking on the link <https://www.webex.com/downloads.html>



The image shows the top navigation bar of the Cisco Webex website with links for Solutions, Webex Devices, Plans & Pricing, and Learn. It also includes a search bar, Host, Join, Sign in, and a Start for Free button. Below the navigation is a three-step process diagram:

- Step 1:** Double-click the webexapp.msi file you downloaded. (Icon: blue circle with a downward arrow)
- Step 2:** The Webex Meetings setup wizard will launch. Follow the instructions to set up. (Icon: orange circle with a pencil)
- Step 3:** Once installed the app will launch automatically. (Icon: green circle with a checkmark)

Below the steps, a text box says: "To open the app double-click the Webex Meetings icon on your desktop." An arrow points down to a Windows file explorer dialog box titled "What do you want to do with webexapp.msi (88.1 MB)? From: akamaicdn.webex.com". The "Run" button is highlighted.

The image shows the same navigation bar as above. The central focus is a screenshot of the "Cisco Webex Meetings - InstallShield Wizard" window. The window title is "Cisco Webex Meetings - InstallShield Wizard". The main text reads: "Welcome to the InstallShield Wizard for Cisco Webex Meetings. The InstallShield(WIZ) wizard will install Cisco Webex Meetings on your computer. To continue, click Next." Below this is a "WARNING: This program is protected by copyright law and international treaties." At the bottom, there are buttons for "< Back", "Next >", and "Cancel".

Step 1: Double-click the webexapp.msi file downloaded. (Icon: blue circle with a downward arrow)

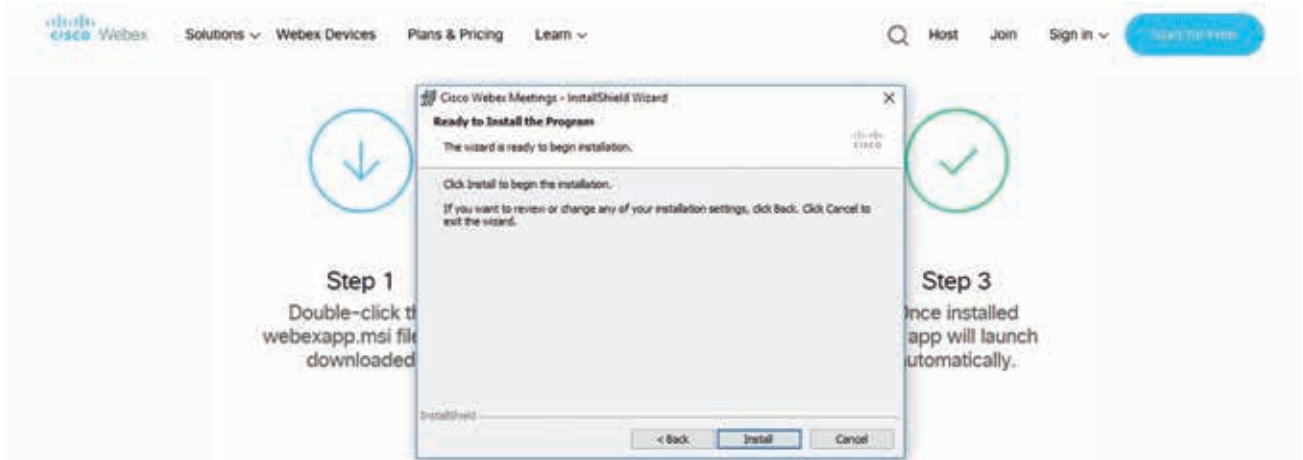
Step 3: Once installed app will launch automatically. (Icon: green circle with a checkmark)

Below the screenshot, a text box says: "To open the app double-click the Webex Meetings icon on your desktop."

The image shows the same navigation bar as above. The central focus is a screenshot of the "Cisco Webex Meetings - InstallShield Wizard" window, specifically the "License Agreement" screen. The window title is "Cisco Webex Meetings - InstallShield Wizard". The main text reads: "Please read the following license agreement carefully." Below this is a scrollable area containing the "CISCO WEBEX LLC LICENSE AGREEMENT (AS APPLICABLE TO THE PARTICULAR DOWNLOAD)". The agreement text includes: "IMPORTANT NOTICE—PLEASE READ PRIOR TO USING THIS SOFTWARE: This license agreement ('License Agreement') is a legal agreement between you (either as an individual or as an entity) and Cisco Webex LLC ('Webex') for the use of Webex software you may be required to download and install to use certain Webex services (such software, together with the underlying documentation if made available to you, the 'Software'). By clicking on the button containing the 'I accept' language, by installing the Software or by otherwise using the Software, you agree to be bound by the terms of this License Agreement. IF YOU DO NOT AGREE TO THE TERMS OF THIS LICENSE AGREEMENT, CLICK ON THE BUTTON". At the bottom, there are radio buttons for "I accept the terms in the license agreement" (which is selected) and "I do not accept the terms in the license agreement". Below these are buttons for "< Back", "Next >", and "Cancel".

Step 1: Double-click the webexapp.msi file downloaded. (Icon: blue circle with a downward arrow)

Step 3: Once installed app will launch automatically. (Icon: green circle with a checkmark)



or

- b) If you do not want to download and install the Webex application, you may join the meeting by following the process mentioned as under:

Step 1	Enter your First Name, Last Name and Email ID and click on Join Now.
1 (A)	If you have already installed the Webex application on your device, join the meeting by clicking on Join Now
1 (B)	If Webex application is not installed, a new page will appear giving you an option to either Add Webex to chrome or Run a temporary application. Click on Run a temporary application, an exe file will be downloaded. Click on this exe file to run the application and join the meeting by clicking on Join Now



IMPORTANT COMMUNICATION

SEBI and the Ministry of Corporate Affairs encourages paperless communication as a contribution to green Environment. Members holding shares in physical mode are requested to register their e-mail ID's with – Company's Registrar and Share Transfer Agents (RTA) M/s Link Intime India Pvt. Ltd Noble Heights, 1st Floor, Plot NH 2, C-1, Block LSC, Near Savitri Market, Janakpuri, New Delhi – 110058, Phone: 011 - 414 10592, 93, 94; Fax : 011 - 414 10591 Email: delhi@linkintime.co.in and Members holding shares in demat mode are requested to register their e-mail ID's with their respective Depository Participants (DPs) in case the same is still not registered.

If there is any change in the e-mail ID already registered with the Company, members are requested to immediately notify such change to the Registrars & Share Transfer Agents of the Company in respect of shares held in physical form and to their respective DPs in respect of shares held in electronic form.

EXPLANATORY STATEMENT

As required by Section 102 of the Companies Act, 2013, the following Explanatory Statement sets out material facts relating to the business under item Nos. 4 to 5 of the accompanying Notice dated 14-08-2020.

ITEM NO. 4

The Board of Directors of the Company re-appointed Dr. Mohinder Sahlot (DIN- 01363530) as an Independent Director of the Company w.e.f. 30th March, 2020 in the capacity of the Independent Director for the second term for another period of 1 year w.e.f. 30th March, 2020.

Your Board considers that her continued association with the Company would be of immense benefit to the Company. In view thereof, your Board has recommended him to be re-appointed as an Independent Director of the Company for another period 1 year up to 29th March, 2021.

The proposed resolution does not relate to or affect the business interest of any other Company in which the Promoter, Director, Manager or Key Managerial Personnel have substantial interest.

None of the Directors & their Relatives are interested in the proposed resolution except Dr. Mohinder Sahlot.

The directors recommend the said resolution for the approval of the members of the Company as a Special Resolution.

ITEM NO. 5

The Board, on the recommendation of the Audit Committee, has approved the appointment and remuneration for an amount of ₹2 Lakhs per annum for conducting the cost audit for the financial year ending 31.03.2021 of the Cost Auditors- M/s. N. M. & Co., Cost Accountants (FRN: 000545).

In accordance with the provisions of Section 148 of the Act read with the Companies (Audit and Auditors) Rules, 2014, the remuneration payable to the Cost Auditors has to be ratified by the shareholders of the Company by way of an ordinary resolution.

Accordingly, consent of the members is sought for passing an Ordinary Resolution as set out at Item No. 5 of the Notice for approval of the remuneration payable to the Cost Auditors for the financial year 2020-21.

The proposed resolution does not relate to or affect the business interest of any other Company in which the Promoter, Director, Manager or Key Managerial Personnel have substantial interest.

None of the Directors / Key Managerial Personnel of the Company / their relatives is, in any way, concerned or interested, financially or otherwise, in the said resolution.

Registered Office:

A-177, Okhla Industrial Area
Phase-I, New Delhi-110020
CIN : L45101DL1979PLC009654

By order of the Board
For **Ahluwalia Contracts (India) Ltd**
Sd/-
(Vipin Kumar Tiwari)
GM (Corporate) & Company Secretary
ACS: 10837

Date:14.08.2020

COMPANY INFORMATION

REGISTERED OFFICE:

A-177, Okhla Industrial Area,
Phase - I, New Delhi-110020
Ph. : 011-49410500, 502, 517, 599
Fax : 011-49410553
CIN : L45101DL1979PLC009654

STOCK EXCHANGES

BSE LIMITED (BSE)

25TH Floor, P J Towers, Dalal Street,
Mumbai-400001
Ph. : 022-22721233-34
Fax: 022-22722082
Scrip Code : 532811

CALCUTTA STOCK EXCHANGE LTD (CSE)

7, Lyons Range, Kolkata-700001
Ph. : 033-22104470-77
Fax : 033-22104468, 2223
Scrip Code : 011134

NATIONAL STOCK EXCHANGE OF INDIA LTD (NSE)

Exchange Plaza, C-1, Block-G
Bandra Kurla Complex,
Bandra (East) Mumbai-400051
Ph. : 022-26598190-91
Fzax : 022-26598237-38
Scrip Code : AHLUCONT

DEMATERIALISATION OF SHARES

ISIN NO.: INE 758C01029

REGISTRAR & SHARE TRANSFER AGENT

Link Intime India Private Limited
Noble Heights, 1st Floor, Plot NH 2,
C-1, Block LSC, Near Savitri Market,
Janakpuri, New Delhi-110058,
Phone: 011 - 414 10592, 93, 94;
Fax : 011 - 414 10591
Email: delhi@linkintime.co.in

Note: annual listing fee for FY 2020-21
has been paid to all the stock exchanges



Ahluwalia Contracts (India) Ltd

(CIN: L45101DL1979PLC009654)

Regd. Off. :

Plot No. A-177, Okhla Industrial Area, Phase-I,
New Delhi-110020

Ph: +91-11-49410502,517,599 | Fax: +91-11-49410553

E: mail@acilnet.com | www.acilnet.com