

February 22, 2024

To,  
**BSE Limited**  
P J Towers,  
Dalal Street,  
Mumbai – 400 001.

**National Stock Exchange of India Limited**  
Exchange plaza,  
Bandra-Kurla Complex, Bandra (E)  
Mumbai – 400 051.

Scrip Code: 533096

Scrip Code: ADANIPOWER

Dear Sir(s),

**Sub.: Investor Presentation for HNI Meet dt. 22.02.2024**

**Ref.: Our intimation dt. February 19, 2024 w.r.t. interaction with Investors / Analysts pursuant to Regulation 30 of the SEBI (Listing Obligations and Disclosure Requirements) Regulations, 2015**

In furtherance to our above-referred intimation, the presentation for the Investor Conference to be held today is attached herewith and also being uploaded on the website of our Company.

You are requested to kindly take the same on record.

Thanking You.

**Yours faithfully,  
For Adani Power Limited**

**Deepak S Pandya  
Company Secretary**

Encl.: as above.



# Adani Power Limited

## Investor Presentation

HNI Investor Meet, 22<sup>nd</sup> February 2024, Ahmedabad



# Disclaimer

---

Certain statements made in this presentation may not be based on historical information or facts and may be “forward-looking statements,” including those relating to general business plans and strategy of Adani Power Limited (“APL”) and its subsidiaries, associates, and joint ventures (combine together “Adani Thermal Power Group” or “The Group”) their future outlook and growth prospects, and future developments in their businesses and their competitive and regulatory environment, and statements which contain words or phrases such as ‘will’, ‘expected to’, etc., or similar expressions or variations of such expressions. Actual results may differ materially from these forward-looking statements due to a number of factors, including future changes or developments in their business, their competitive environment, their ability to implement their strategies and initiatives and respond to technological changes and political, economic, regulatory and social conditions in the country the business is. This presentation does not constitute a prospectus, offering circular or offering memorandum or an offer, or a solicitation of any offer, to purchase or sell any shares and should not be considered as a recommendation that any investor should subscribe for or purchase any of The Group’s shares. Neither this presentation nor any other documentation or information (or any part thereof) delivered or supplied under or in relation to the shares shall be deemed to constitute an offer of or an invitation by or on behalf of The Group.

The Group, as such, makes no representation or warranty, express or implied, as to, and does not accept any responsibility or liability with respect to, the fairness, accuracy, completeness or correctness of any information or opinions contained herein. The information contained in this presentation, unless otherwise specified is only current as of the date of this presentation.

The Group assumes no responsibility to publicly amend, modify or revise any forward looking statements, on the basis of any subsequent development, information or events, or otherwise. Unless otherwise stated in this document, the information contained herein is based on management information and estimates. The information contained herein is subject to change without notice and past performance is not indicative of future results. The Group may alter, modify or otherwise change in any manner the content of this presentation, without obligation to notify any person of such revision or changes. No person is authorized to give any information or to make any representation not contained in and not consistent with this presentation and, if given or made, such information or representation must not be relied upon as having been authorized by or on behalf of The Group.

This presentation does not constitute an offer or invitation to purchase or subscribe for any securities in any jurisdiction, including the United States. No part of it’s should form the basis of or be relied upon in connection with any investment decision or any contract or commitment to purchase or subscribe for any securities. None of our securities may be offered or sold in the United States, without registration under the U.S. Securities Act of 1933, as amended, or pursuant to an exemption from registration therefrom.

# Table of Contents

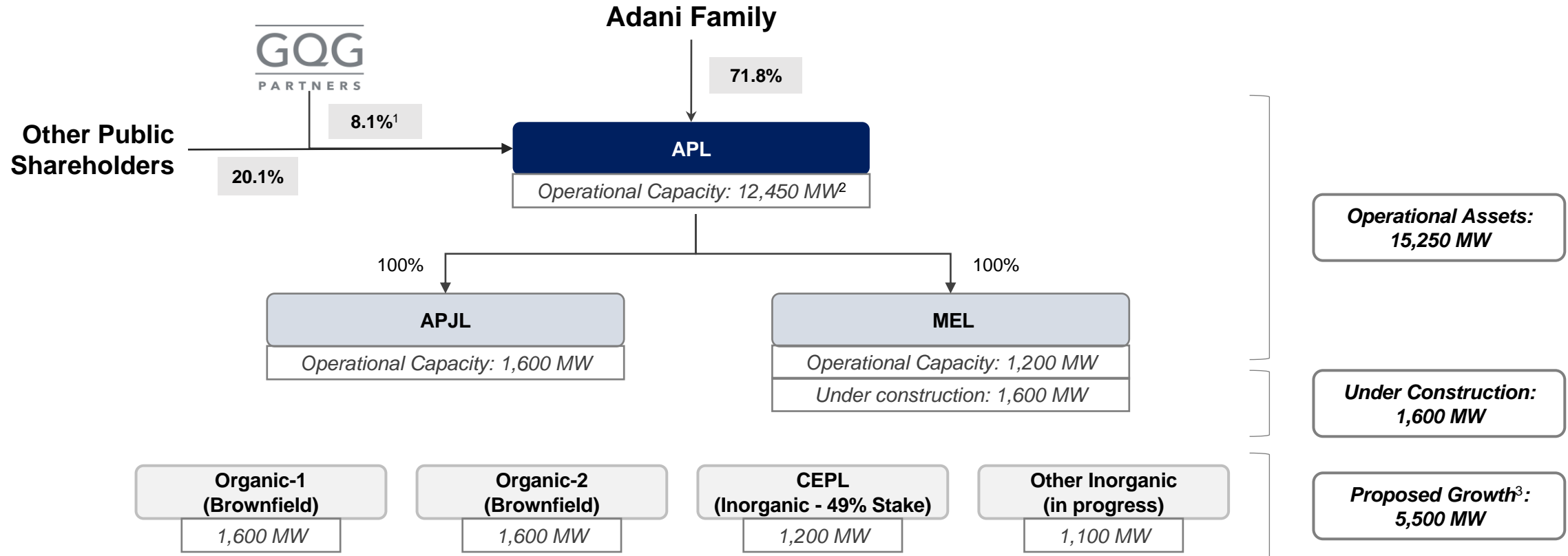
---

<b>1</b>	<b>About Adani Power Limited (APL)</b>
<b>2</b>	<b>Growth Drivers</b>
<b>3</b>	<b>APL: Strategic Advantages</b>
<b>4</b>	<b>APL: Performance Highlights</b>
<b>5</b>	<b>APL: Investment Case</b>

**1**

About Adani Power Limited (APL)

# APL: Holding Structure

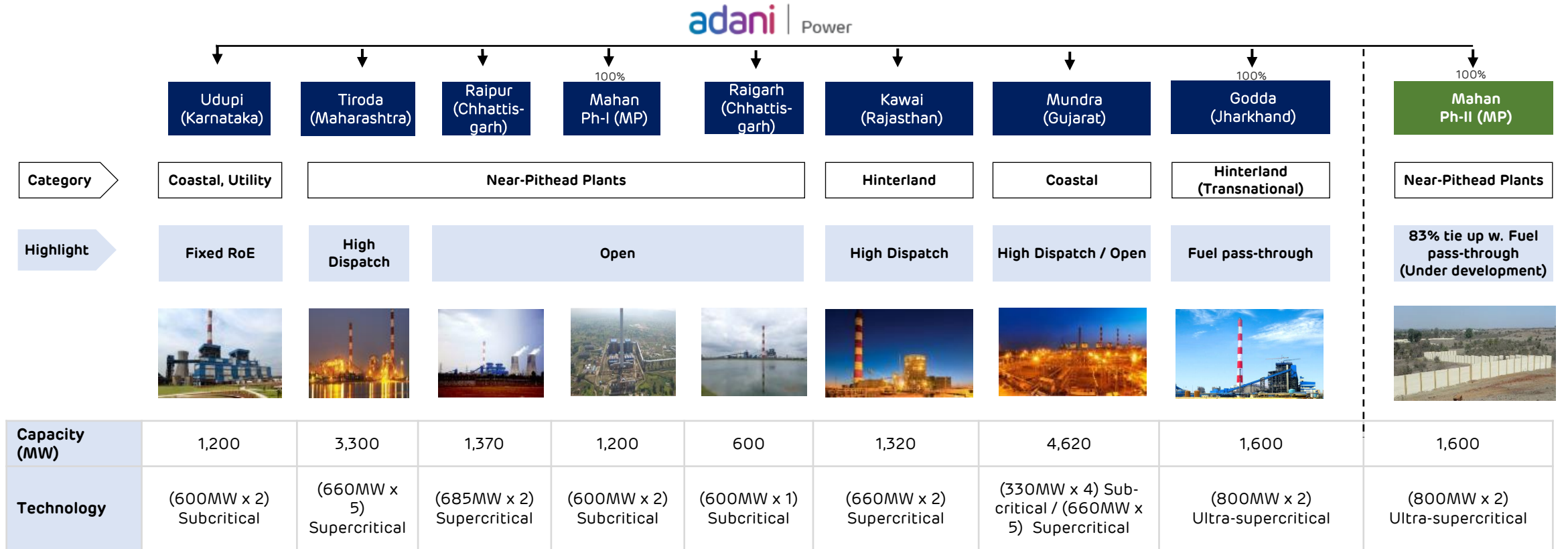


**India's largest private thermal power producer with current and planned capacity of 22 GW+**

1. Shareholding by funds managed by GQG Partners  
 2. APL - the listed company holds operational assets of 12.45 GW (including 40 MW Solar asset) post merger of 6 operational subsidiaries in FY23  
 3. Assets under acquisition (CEPL) and under planned brownfield development  
 APJL: Adani Power Jharkhand Ltd; MEL: Mahan Energen Ltd; CEPL: Coastal Energen Pvt Ltd



# Operating Portfolio Overview: Strategically located, diversified fleet

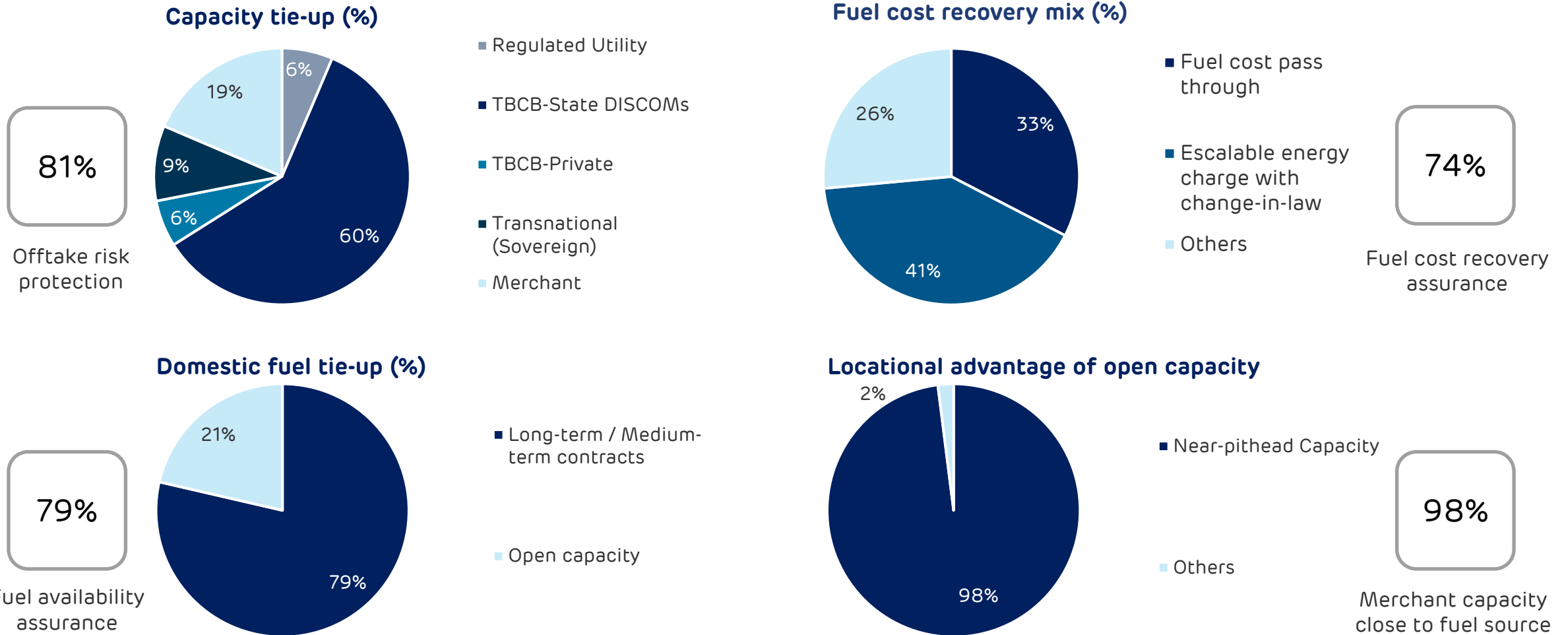


Category	Near-pithead	Coastal	Hinterland
<b>Capacity MW</b>	8,070 (48%)	5,820 (35%)	2920 (17%)
<b>Supercritical / Ultra-supercritical</b>	78%	57%	100%

**Portfolio of modern and efficient fleet of 16.85 GW with operating capacity of 15.25 GW**

1. Mahan Phase – 2 plant currently under construction - units expected to commercialise in Dec 2026 and Jun 2027  
Mahan and Godda plants are owned by APL's wholly owned subsidiaries Mahan Energen Limited and Adani Power (Jharkhand) Limited respectively | GW: Giga Watt; MW: Mega Watt; MP: Madhya Pradesh; RoE: Return on Equity

# Portfolio Analytics (Operational & Under Construction thermal fleet of 16.81 GW)



**Major portion of domestic fuel-based capacities secured through linkages and locational advantage**

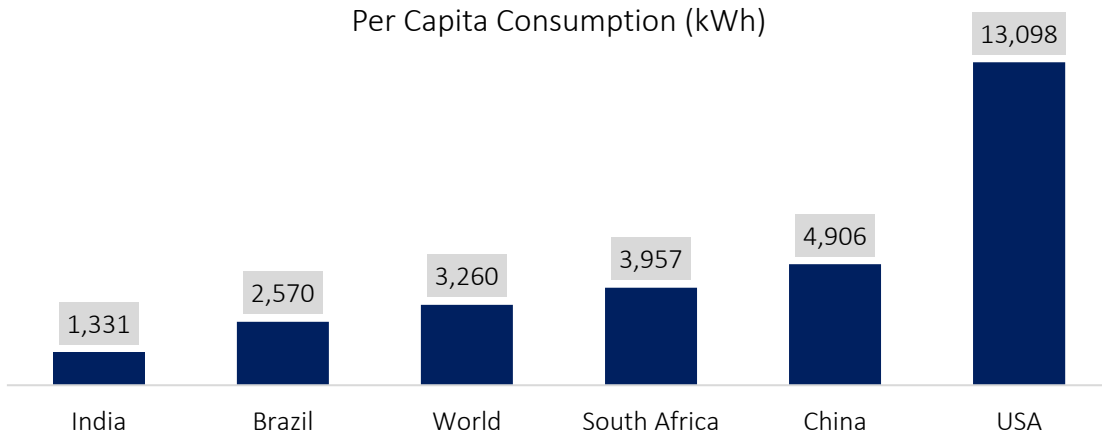


2

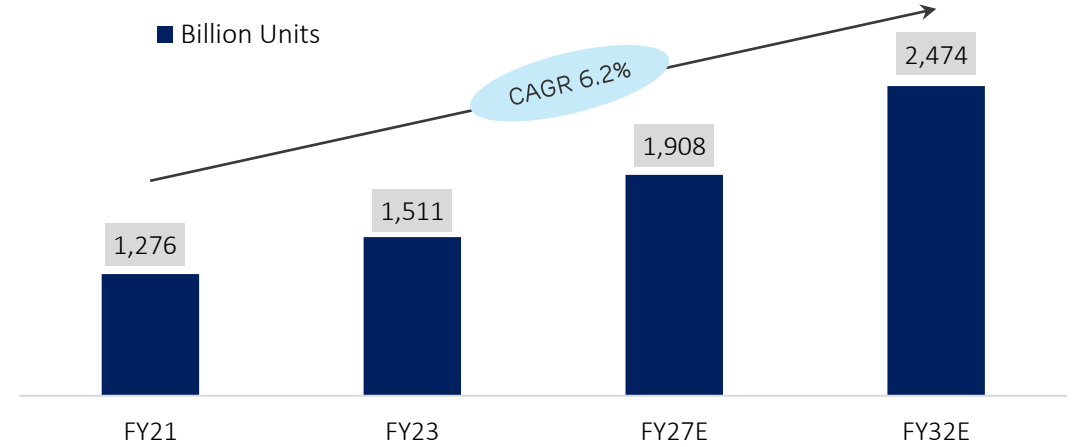
Growth Drivers

# Thermal power is the base load power solution for India's electricity grid

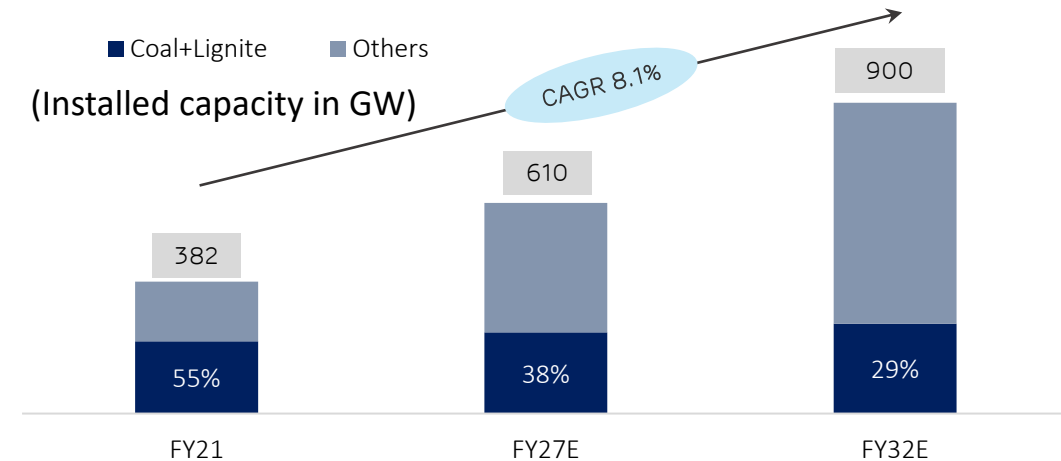
## Significant potential for Indian power demand growth



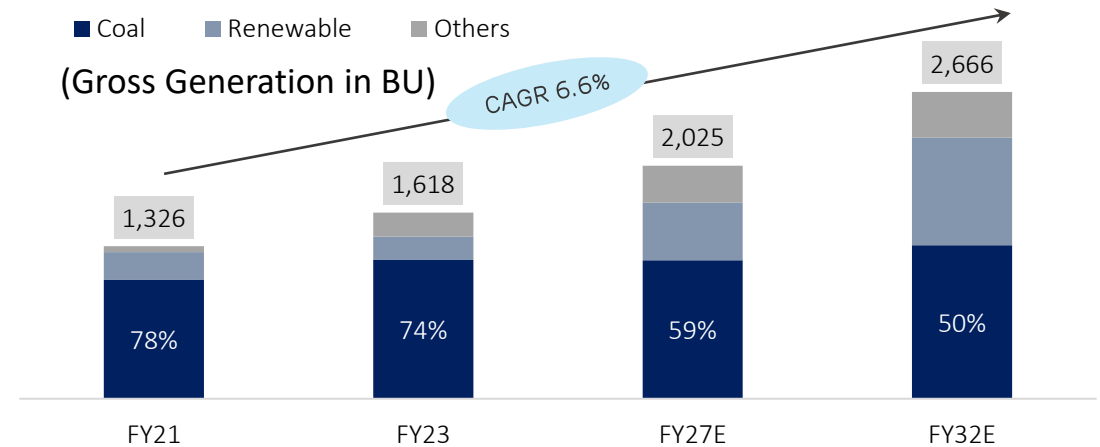
## Aggregate power demand to double by FY32



## Non-fossil sources will lead capacity addition



## Thermal will continue serving base load demand



3

APL: Strategic Advantages

# Fuel management & logistics – Key competitive advantage

## Fuel management is key to revenue stability

Only IPP in India with in-house, mine-to-plant logistics capability

Handling approx. 60 MMTPA coal, 13 MMTPA Fly Ash

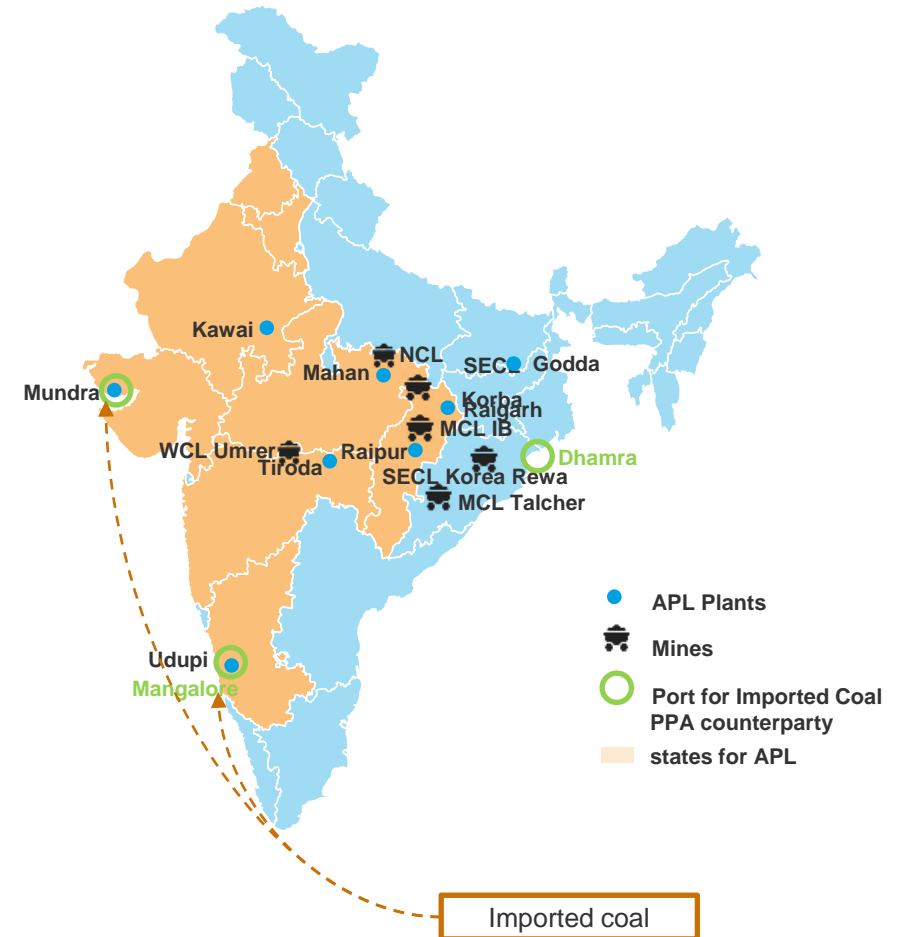
Constant attention to multiple agencies and touch points

More than 14,500 Rake Equivalents of fuel handled annually

Daily management of around 25 domestic coal rakes loading, with around 50 rakes in circulation

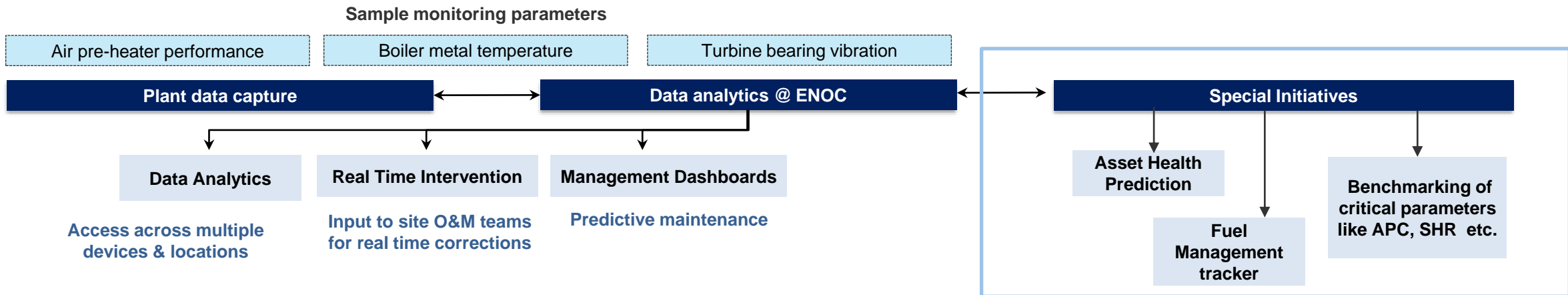
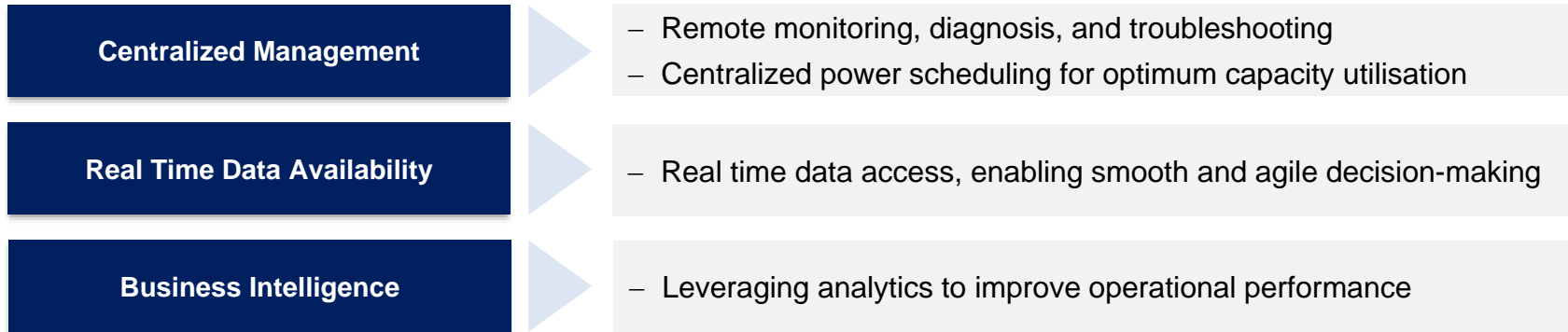
Investment in material handling infrastructure for quick turnaround

## Plant and Mine Locations

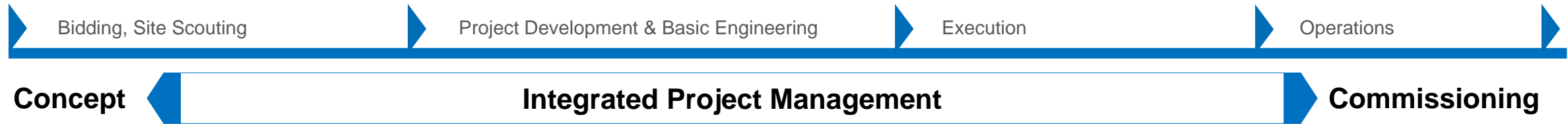


# Operational Excellence through Energy Network Operation Center (ENOC)

## ENOC (Energy Network Operating Centre)



# Project Management & Assurance Group (PMAG) - End to End Project Integration



**Strength: Team of 90 professionals having hands-on experience of 2,000+ man-years of complete project management cycle of small, medium & large projects**



**Strong Project Controls**



**Collaborating & Convergence**



**Effective Project Delivery**

## One of India's largest single location thermal power plants

### First super-critical power plant : Mundra, Gujarat

Cumulative Capacity: 4,620 MW (330 MW \* 4 units + 660 MW \* 5 units)

#### Best in class project execution

- Synchronization of first supercritical generating unit within 36 months from inception
- Plant spread over an optimized layout of 734 acres
- Industry benchmark in commissioning i.e. 3 units in single financial year, balance units in the next year



#### World class logistics management

- High-speed conveyor belt conveys the coal from Mundra port to plant 8 km away @ 6,000 mt / hour
- Sea Water utilised for water requirement of plant



## Landmark feat in project execution & transnational supply

### India's first commissioned transnational project: Godda, Jharkhand

Ultra-supercritical plants of 1,600 MW (800 MW x 2) commissioned in April & July 2023

- Transnational plant to supply electricity from Jharkhand to Bangladesh

#### Secure revenue and profitability streams

- 25-year PPA of 1,496 MW (net) with Bangladesh Power Devt Board
- Connected to Bangladesh Grid with a 400kV dedicated transmission line
- Efficient recovery of fixed & variable costs under USD-denominated tariff

- **Commissioned in just 3.5 years** from financial closure despite pandemic lockdown challenges in India, China, and Bangladesh



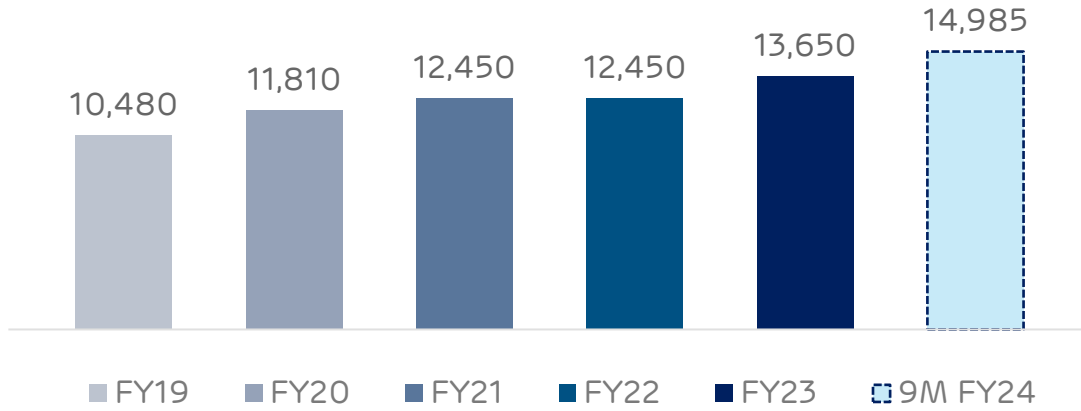
4

APL: Performance Highlights

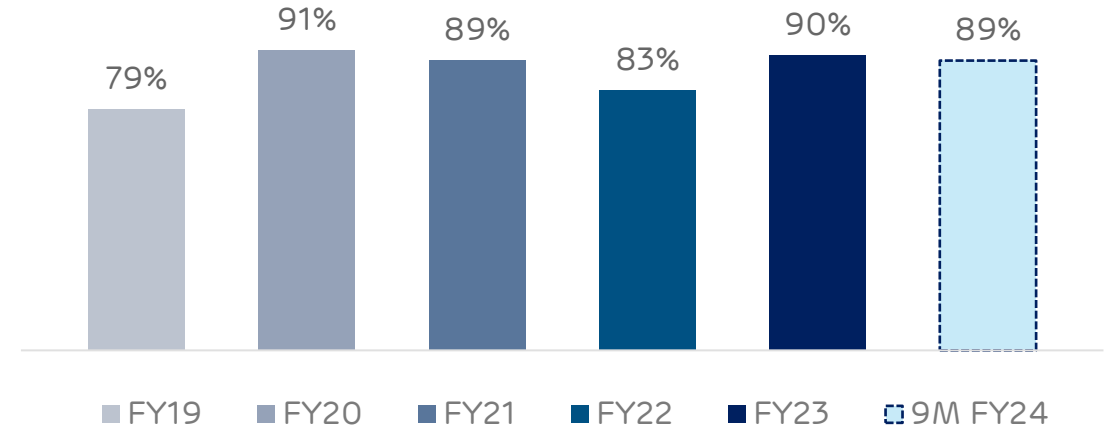


# Operating Performance Trends

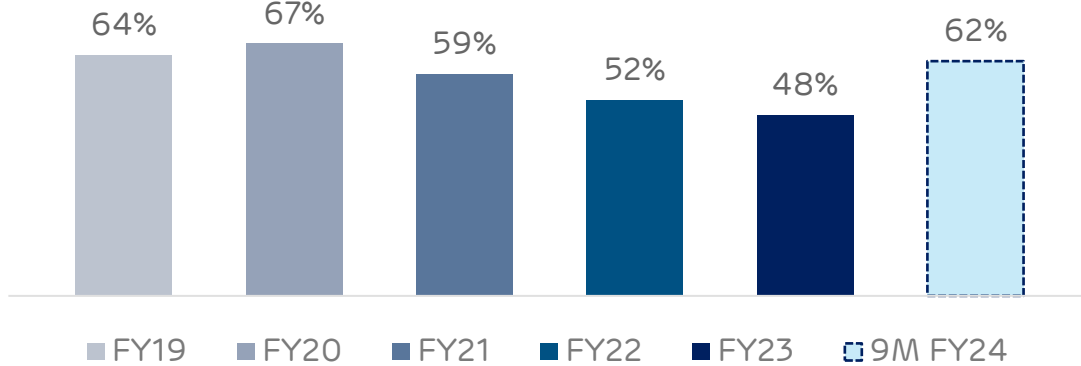
### Average Operational Capacity (MW)



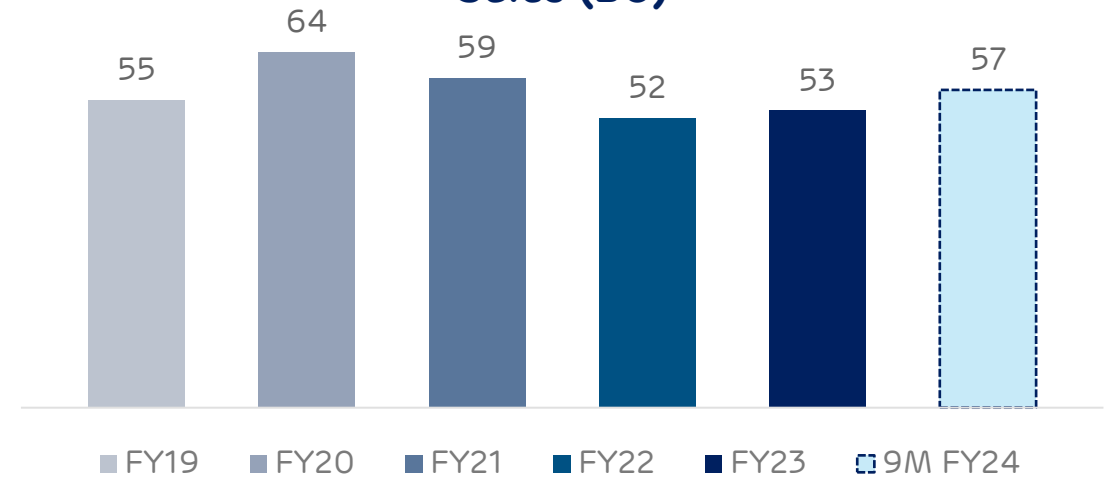
### Commercial Availability under LT PPAs (%)



### PLF (%)



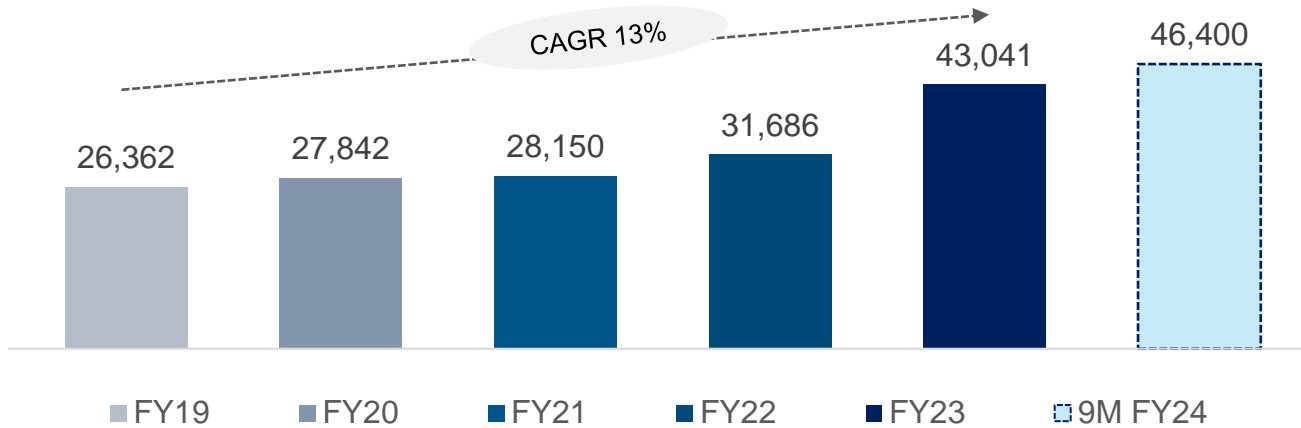
### Sales (BU)



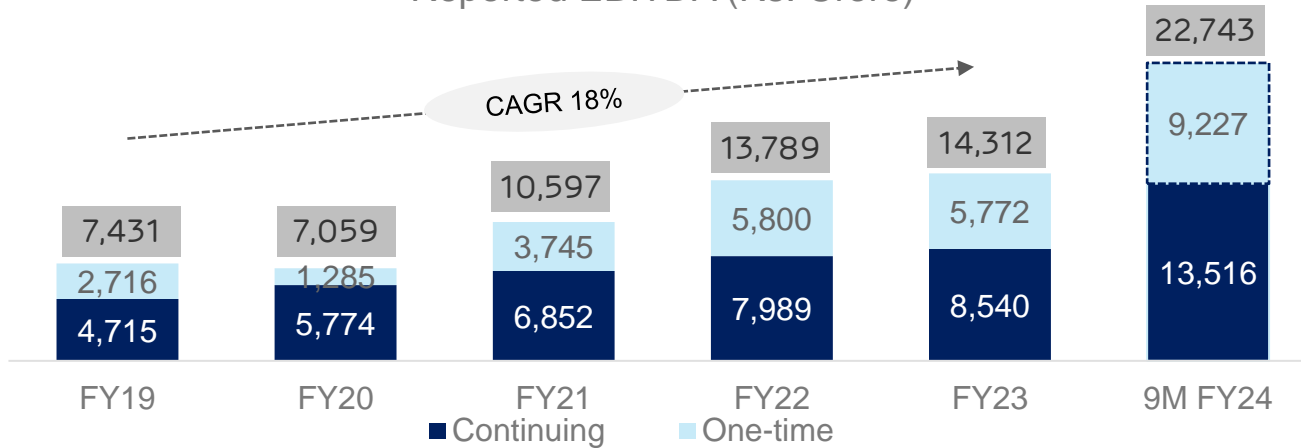
**Optimum availability maintained to ensure despatch capability of steadily growing capacity**

# Key Financial Highlights

Total Revenues (Rs. Crore)



Reported EBITDA (Rs. Crore)



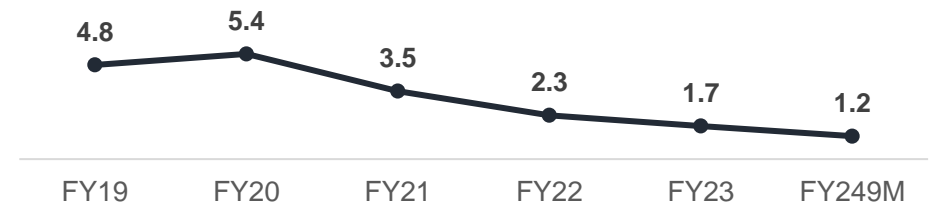
**Duly realized outstanding regulatory income of ~29,000 Cr (FY18-24YTD)**

## Credit Profile

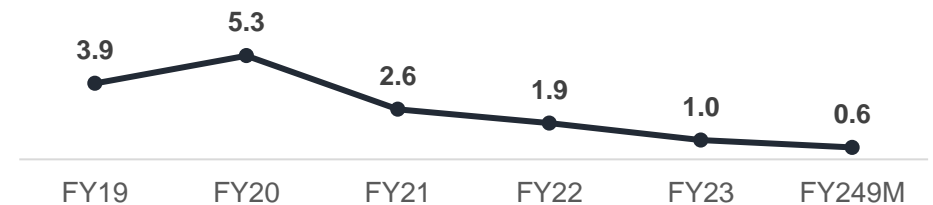
### Domestic Ratings

Listed Entities	Rating Agency	INR Ratings
APL	CRISIL	AA-/Stable
APL	India Ratings	AA-/Stable
APJL	India Ratings	BBB/Stable

### Net Senior Debt to EBITDA (x)<sup>1</sup>



### Senior Term Debt to Equity (x)



**Significant deleveraging of the portfolio**

1. For calculating Net Senior Debt to EBITDA ratio, EBITDA includes prior period income, Debt excludes unsecured sub-debt and under-construction asset's debt  
APJL: Adani Power Jharkhand Limited; YTD; Year to Date; EBITDA: Earnings before Interest, Tax, Depreciation and Amortization;

5

APL: Investment Case

# Investment Case

## Revenue Visibility

- **81% of capacity contracted** under LT / MT PPAs, most of which offer fuel cost pass through or tariff escalation, yielding excellent revenue visibility and cash flow stability.
- Near-pithead capacity enjoys logistics cost advantage, enabling higher offtake and better margins.

## Fuel Security

- 56% of installed capacity based on domestic coal of which **79% secured under LT / MT contracts**.
- Shift towards de-risking fuel supply by utilizing coal from captive mines under liberalized mining policy

## Regulatory Maturity

- **Full resolution of all regulatory matters** pertaining to domestic coal shortfall with Hon'ble Supreme Court's orders dated 20<sup>th</sup> April 2023.
- Recovery of alternate fuel costs under change-in-law clauses of PPAs.

## Poised for Success

- Operational excellence in fuel management and logistics, and plant Operation & Maintenance with focus on technology adoption, digitalization, and analytics **to drive efficiency and plant availability**.
- Large available capacity with growing capacity utilization to cater to growing demand.
- Proven track record in project execution and rapid turnaround of acquisitions.

## Strong Financial Profile

- **Domestic credit rating of APL is strong at "AA-"**.
- Deleveraging of balance sheet demonstrated by significant prepayment of senior debt.
- Backed by strong sponsor, India's largest infrastructure and real asset platform.

adani

Thank You

