

Date: 12th February 2019

BHARTIYA
FASHION

The Vice-President, Listing Department, National Stock Exchange of India Ltd. Exchange Plaza, 5 th Floor, Plot No. - C/1, G Block, Bandra - Kurla Complex, Bandra (E), Mumbai - 400051 Fax - 022-26598237/38 NSE Symbol: BIL/EQ	The General Manager, Listing Department, BSE Limited, Floor -25, Phiroze Jeejeebhoy Tower, Dalal Street, Mumbai- 400001 Fax - 022-22722037/39/41/61 Scrip Code: 526666
--	--

BHARTIYA INTERNATIONAL
LIMITED
38, Sector 44
Gurgaon 122 002
New Delhi Capital Region
India
T +91 124 488 8555
F +91 124 488 8500
E bhartiya@bhartiya.com

CIN L74899TN1987PLC111744

www.bhartiya.com

**REF.: SUBMISSION OF STANDALONE UNAUDITED FINANCIAL
RESULTS FOR THE QUARTER AND NINE MONTHS ENDED ON
31ST DECEMBER 2018**

Dear Sir/Madam,

We are enclosing herewith certified true copies of the Standalone Unaudited Financial Results as published in Newspapers (Dinamani and Business Standard, Tamil, English and Hindi editions) of the Company for the quarter and nine months ended on 31st December 2018 as taken on record by the Board of Directors in their meeting held on Monday, 11th February 2019.

Please take the above on record.

Thanking you,

**Yours Sincerely,
For Bhartiya International Limited**


Shilpa Budhia
(Company Secretary)



Encl.: a/a

BHARTIYA

BHARTIYA INTERNATIONAL LIMITED

BHARTIYA FASHION

Regd. Office - 56/7, Nallambakkam Village, (Via Vandalur) Chennai, Tamil Nadu - 600 048



Extract of Unaudited Standalone Financial Results for the Quarter / Nine months ended 31st December, 2018.

(Rs. In Lacs)

Sl. No.	Particulars	Standalone					
		Quarter Ended			Nine Months Ended		
		31.12.2018 (Unaudited)	30.09.2018 (Unaudited)	31.12.2017 (Unaudited)	31.12.2018 (Unaudited)	31.12.2017 (Unaudited)	31.03.2018 (Audited)
1	Total Income from Operations	16447.78	19386.34	12448.84	48711.18	40262.78	51825.97
2	Net Profit for the year (before tax, Exceptional and / or Extraordinary items)	423.01	1178.76	295.30	2248.93	1801.61	2041.02
3	Net Profit for the year before tax(after Exceptional and/or Extraordinary Items)	423.01	1178.76	295.30	2248.93	1801.61	2041.02
4	Net Profit for the year after tax(after Exceptional and/ or Extraordinary Items)	280.26	745.44	193.68	1468.50	1178.69	1313.08
5	Cash Profit (Profit After Tax + Depreciation & Amortisation)	466.79	912.06	362.42	1983.86	1656.87	1941.87
6	Total Comprehensive Income for the period (comprising profit for the period (after tax) and other comprehensive Income (after Tax))	278.71	744.07	106.48	1464.11	1188.05	1318.78
7	EBITDA	1230.46	2240.23	877.14	4790.00	3499.98	4392.52
8	Paid up Equity Share Capital (face value Rs.10/- each)	1218.54	1218.36	1214.65	1218.54	1214.65	1218.13
9	Reserves(excluding Revaluation Reserve)	-	-	-	-	-	24211.22
10	Earnings Per Share (of Rs. 10/- each)						
	Basic	2.29*	6.11*	0.88*	12.02*	9.80*	10.87
	Diluted	2.27*	6.04*	0.87*	11.92*	9.72*	10.76

* EPS not annualised

Notes:

- The above unaudited financial results have been reviewed by the Audit Committee and approved by the Board of Directors of the Company at their meeting held on 11th February, 2019. The Statutory Auditors of the Company have been carried out a limited review of the financial results.
- The above is an extract of the detailed format of Unaudited Financial Results for the Quarter/ Nine Months Ended 31st December, 2018 filed with the Stock Exchanges under Regulation 33 of the SEBI (Listing Obligations & Disclosure Requirements) Regulation, 2015. The full format of the said results are available on the websites of the Stock Exchange(s)(www.bseindia.com and www.nseindia.com) and on the Company's website www.bhartiyafashion.com.


Sobhaya

For BHARTIYA INTERNATIONAL LIMITED


Sd/-
Manoj Khattar
(Whole-Time-Director)

Place: Gurugram
Date: 11.02.2019


CIN: L74899TN1987PLC111744, Tel: (91) 9551050418-21, E: shares@bhartiya.com, Website: www.bhartiyafashion.com



BHARTIYA		BHARTIYA INTERNATIONAL LIMITED				BHARTIYA FASHION	
Regd. Office:- 56/7, Nallambakkam Village, (Via Vandalur) Chennai, Tamil Nadu - 600 048							
 Revenue Growth 32% YoY		 EBITDA Growth 40% YoY		 PBT Growth 43% YoY		 PAT 45% YoY	
Extract of Unaudited Standalone Financial Results for the Quarter / Nine months ended 31st December, 2018.							
(Rs. In Lacs)							
Sl. No.	Particulars	Standalone					
		Quarter Ended			Nine Months Ended		
		31.12.2018 (Unaudited)	30.09.2018 (Unaudited)	31.12.2017 (Unaudited)	31.12.2018 (Unaudited)	31.12.2017 (Unaudited)	31.03.2018 (Audited)
1	Total Income from Operations	16447.78	19386.34	12448.84	48711.18	40262.78	51825.97
2	Net Profit for the year (before tax, Exceptional and / or Extraordinary Items)	423.01	1178.76	295.30	2248.93	1801.61	2041.02
3	Net Profit for the year before tax(after Exceptional and/or Extraordinary Items)	423.01	1178.76	295.30	2248.93	1801.61	2041.02
4	Net Profit for the year after tax(after Exceptional and/ or Extraordinary Items)	280.26	745.44	193.68	1468.50	1178.69	1313.08
5	Cash Profit (Profit After Tax + Depreciation & Amortisation)	466.79	912.06	362.42	1983.86	1656.87	1941.87
6	Total Comprehensive Income for the period (comprising profit for the period (after tax) and other comprehensive Income (after Tax))	278.71	744.07	106.48	1464.11	1188.05	1318.78
7	EBITDA	1230.46	2240.23	877.14	4790.00	3499.98	4392.52
8	Paid up Equity Share Capital (face value Rs. 10/- each)	1218.54	1218.36	1214.65	1218.54	1214.65	1218.13
9	Reserves(excluding Revaluation Reserve)	-	-	-	-	-	24211.22
10	Earnings Per Share (of Rs. 10/- each)						
	Basic	2.29*	6.11*	0.88*	12.02*	9.80*	10.87
	Diluted	2.27*	6.04*	0.87*	11.92*	9.72*	10.76
* EPS not annualised							
Notes:							
1 The above unaudited financial results have been reviewed by the Audit Committee and approved by the Board of Directors of the Company at their meeting held on 11th February, 2019. The Statutory Auditors of the Company have been carried out a limited review of the financial results.							
2 The above is an extract of the detailed format of Unaudited Financial Results for the Quarter/ Nine Months Ended 31st December, 2018 filed with the Stock Exchanges under Regulation 33 of the SEBI (Listing Obligations & Disclosure Requirements) Regulation, 2015. The full format of the said results are available on the websites of the Stock Exchange(s)(www.bseindia.com and www.nseindia.com) and on the Company's website www.bhartiyafashion.com.							
For BHARTIYA INTERNATIONAL LIMITED							
Sd/- Manoj Khattar (Whole-Time-Director)							
Place: Gurugram							
Date: 11.02.2019							
CIN: L74899TN1987PLC111744, Tel: (91) 9551050418-21, E: shares@bhartiya.com, Website: www.bhartiyafashion.com							



BHARTIYA		BHARTIYA INTERNATIONAL LIMITED				BHARTIYA FASHION	
Regd. Office:- 56/7, Nallambakkam Village, (Via Vandalur) Chennai, Tamil Nadu - 600 048							
<p>Revenue Growth 32% YoY</p>		<p>EBITDA Growth 40% YoY</p>		<p>PBT Growth 43% YoY</p>		<p>PAT 45% YoY</p>	
Extract of Unaudited Standalone Financial Results for the Quarter / Nine months ended 31st December, 2018. (Rs. In Lacs)							
Sl. No.	Particulars	Standalone					
		Quarter Ended			Nine Months Ended		Year Ended
		31.12.2018 (Unaudited)	30.09.2018 (Unaudited)	31.12.2017 (Unaudited)	31.12.2018 (Unaudited)	31.12.2017 (Unaudited)	31.03.2018 (Audited)
1	Total Income from Operations	16447.78	19386.34	12448.84	48711.18	40262.78	51825.97
2	Net Profit for the year (before tax, Exceptional and / or Extraordinary Items)	423.01	1178.76	295.30	2248.93	1801.61	2041.02
3	Net Profit for the year before tax(after Exceptional and/or Extraordinary Items)	423.01	1178.76	295.30	2248.93	1801.61	2041.02
4	Net Profit for the year after tax(after Exceptional and/ or Extraordinary Items)	280.26	745.44	193.68	1468.50	1178.69	1313.08
5	Cash Profit (Profit After Tax + Depreciation & Amortisation)	466.79	912.06	362.42	1983.86	1656.87	1941.87
6	Total Comprehensive Income for the period (comprising profit for the period (after tax) and other comprehensive Income (after Tax))	278.71	744.07	106.48	1464.11	1188.05	1318.78
7	EBITDA	1230.46	2240.23	877.14	4790.00	3499.98	4392.52
8	Paid up Equity Share Capital (face value Rs.10/- each)	1218.54	1218.36	1214.65	1218.54	1214.65	1218.13
9	Reserves(excluding Revaluation Reserve)	-	-	-	-	-	24211.22
10	Earnings Per Share (of Rs. 10/- each)						
	Basic	2.29*	6.11*	0.88*	12.02*	9.80*	10.87
	Diluted	2.27*	6.04*	0.87*	11.92*	9.72*	10.76
* EPS not annualised							
Notes: 1 The above unaudited financial results have been reviewed by the Audit Committee and approved by the Board of Directors of the Company at their meeting held on 11th February, 2019. The Statutory Auditors of the Company have been carried out a limited review of the financial results. 2 The above is an extract of the detailed format of Unaudited Financial Results for the Quarter/ Nine Months Ended 31st December, 2018 filed with the Stock Exchanges under Regulation 33 of the SEBI (Listing Obligations & Disclosure Requirements) Regulation, 2015. The full format of the said results are available on the websites of the Stock Exchange(s)(www.bseindia.com and www.nseindia.com) and on the Company's website www.bhartiyafashion.com.							
For BHARTIYA INTERNATIONAL LIMITED Sd/- Manoj Khattar (Whole-Time-Director)							
Place: Gurugram Date: 11.02.2019 CIN: L74899TN1987PLC111744, Tel: (91) 9551050418-21, E: shares@bhartiya.com, Website: www.bhartiyafashion.com							



BHARTIYA		BHARTIYA INTERNATIONAL LIMITED				BHARTIYA FASHION	
Regd. Office: 56/7, Nallambakkam Village, (Via Vandalur) Chennai, Tamil Nadu - 600 048							
Revenue Growth 32% YoY		EBITDA Growth 40% YoY		PBT Growth 43% YoY		PAT 45% YoY	
Extract of Unaudited Standalone Financial Results for the Quarter / Nine months ended 31st December, 2018.							
(Rs. In Lacs)							
Sl. No.	Particulars	Standalone					
		Quarter Ended		Nine Months Ended		Year Ended	
		31.12.2018 (Unaudited)	30.09.2018 (Unaudited)	31.12.2017 (Unaudited)	31.12.2018 (Unaudited)	31.12.2017 (Unaudited)	31.03.2018 (Audited)
1	Total Income from Operations	16447.78	19386.34	12448.84	48711.18	40262.78	51825.97
2	Net Profit for the year (before tax, Exceptional and / or Extraordinary Items)	423.01	1178.76	295.30	2248.93	1801.61	2041.02
3	Net Profit for the year before tax(after Exceptional and/or Extraordinary Items)	423.01	1178.76	295.30	2248.93	1801.61	2041.02
4	Net Profit for the year after tax(after Exceptional and/ or Extraordinary Items)	280.26	745.44	193.68	1468.50	1178.69	1313.08
5	Cash Profit (Profit After Tax + Depreciation & Amortisation)	466.79	912.06	362.42	1983.86	1656.87	1941.87
6	Total Comprehensive Income for the period (comprising profit for the period (after tax) and other comprehensive income (after Tax))	278.71	744.07	106.48	1464.11	1188.05	1318.78
7	EBITDA	1230.46	2240.23	877.14	4790.00	3499.98	4392.52
8	Paid up Equity Share Capital (face value Rs.10/- each)	1218.54	1218.36	1214.65	1218.54	1214.65	1218.13
9	Reserves(excluding Revaluation Reserve)	-	-	-	-	-	24211.22
10	Earnings Per Share (of Rs. 10/- each)						
	Basic	2.29*	6.11*	0.88*	12.02*	9.80*	10.87
	Diluted	2.27*	6.04*	0.87*	11.92*	9.72*	10.76
* EPS not annualised							
Notes:							
1 The above unaudited financial results have been reviewed by the Audit Committee and approved by the Board of Directors of the Company at their meeting held on 11th February, 2019. The Statutory Auditors of the Company have been carried out a limited review of the financial results.							
2 The above is an extract of the detailed format of Unaudited Financial Results for the Quarter/ Nine Months Ended 31st December, 2018 filed with the Stock Exchanges under Regulation 33 of the SEBI (Listing Obligations & Disclosure Requirements) Regulation, 2015. The full format of the said results are available on the websites of the Stock Exchange(s)(www.bseindia.com and www.nseindia.com) and on the Company's website www.bhartiyafashion.com.							
For BHARTIYA INTERNATIONAL LIMITED							
Sd/- Manoj Khattar (Whole-Time-Director)							
Place: Gurugram Date: 11.02.2019							
CIN: L74899TN1987PLC111744, Tel: (91) 9551050418-21, E: shares@bhartiya.com, Website: www.bhartiyafashion.com							

