

31st October 2020

To,
Department of Corporate Services
BSE Limited,
Floor 25, P J Towers, Dalal Street,
Mumbai – 400 001

Security Code: 542460
Security ID: ANUP

To,
Listing Department
National Stock Exchange of India Limited,
Exchange Plaza, C/1, Block G,
Bandra - Kurla Complex,
Bandra (E), Mumbai - 400 051

Symbol: ANUP

Dear Sir/Madam,

Sub.: Outcome of the Board Meeting held on 31st October 2020

Ref.: Regulations 30, 33 and other applicable provisions of the SEBI (Listing Obligations and Disclosure Requirements) Regulations, 2015

We hereby inform you that the Board of Directors of the Company at its meeting held today has approved the unaudited standalone and consolidated financial results of the company for the quarter and half year ended on 30th September 2020.

Pursuant to Regulation 30 and 33 of the SEBI (Listing Obligations and Disclosure Requirements) Regulations, 2015, we enclose the following:


1. Unaudited Standalone and Consolidated Financial Results of the Company for the quarter and half year ended on 30th September 2020.
2. Limited Review Reports on Unaudited Financial Results for the quarter and half year ended on 30th September 2020 issued by the M/s. Sorab S. Engineers & Co., Statutory Auditors of the Company.
3. A copy of the Press Release being issued by the Company in respect of Unaudited Financial Results for the quarter and half year ended on 30th September 2020.
4. Investor Presentation


The meeting of the Board of Directors of the Company commenced at 11:00 a.m. and concluded at 12:50 p.m.

You are requested to take the above on your records and bring this to the Notice of all concerned.


Thanking you,

Yours faithfully,
For, The Anup Engineering Limited


Chintankumar Patel
Company Secretary
Encl.: As above



Engineering Infinite possibilities



The Anup Engineering Limited

Investor Presentation Q2 FY21
31st October 2020

Safe harbour statement

Certain statements contained in this document may be statements of future expectations and other forward looking statements that are based on management's current view and assumptions and involve known and unknown risks and uncertainties that could cause actual results, performance or events to differ materially from those expressed or implied in such statements. None of The Anup Engineering Limited or any of its affiliates, advisors or representatives shall have any liability whatsoever (in negligence or otherwise) for any loss howsoever arising from any use of this document or its content or otherwise arising in connection with this document. This document does not constitute an offer or invitation to purchase or subscribe for any shares and neither it nor any part of it shall form the basis of or be relied upon in connection with any contract or commitment whatsoever.

Contents

Introduction

Operational Review

Financial Statement Review

COVID-19 Mitigation Measures

Outlook

Contents

Introduction

Operational Review

Financial Statement Review

COVID-19 Mitigation Measures

Outlook

Product Range



Heat Exchangers

- Shell and Tube; Helical Baffle
- Critical waste heat, RG boilers
- Steam surface condensers



Columns / Towers

- Packed Column
- Tray Column




Reactors

- High Thickness Pressure Vessels (upto 160mm)
- Clad Pressure Vessels




Pressure Vessels

- High Thickness Pressure Vessels (upto 160mm)
- Clad Pressure Vessels



Dished Ends, Expansion Bellows


- Spinning, Point Press and Hot Forming



Centrifuge



- For starch and chemical industries
- Sizes upto 1600mm diameter

Industry





Oil & Gas

Chemical




Fertilizer

Paper & Pulp




Power

Water treatment




Global Footprint

- India
- Middle East, South East Asia
- CIS Countries
- Americas (including USA)
- South Africa , Nigeria,
Algeria



Marquee Clients

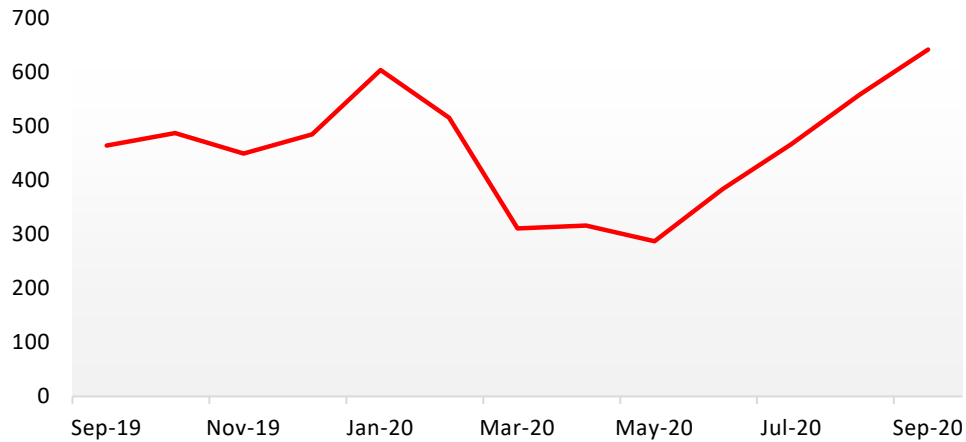


Indian Oil Corporation Limited

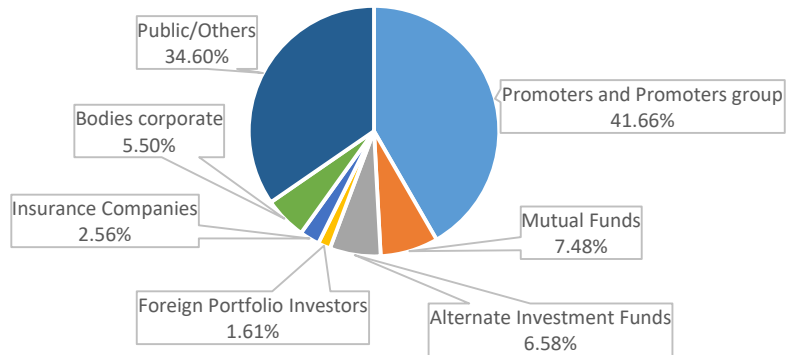


Shareholding Structure

Share Price ₹ - Performance



Shareholding % As on 30th Sept. 20



Market data	As on 30th Sept 20
No. of Shares Outstanding (Cr)	1.02
Face Value (₹)	10.0
Price (₹)	642.3
52 week High/Low (₹)	700 /219
Market Capitalisation (₹ Cr)	655.7

Key Institutional Investors as on 30 th Sept 20	Holding
ABAKKUS EMERGING OPPORTUNITIES FUND-1	5.46%
HDFC TRUSTEE COMPANY LTD - A/C HDFC	7.47%
MID - CAPOPPORTUNITIES FUND	
THE NEW INDIA ASSURANCE COMPANY LIMITED	2.56%
HABROK INDIA MASTER LP	1.47%

Contents

Introduction

Operational Review

Financial Statement Review

COVID-19 Mitigation Measures

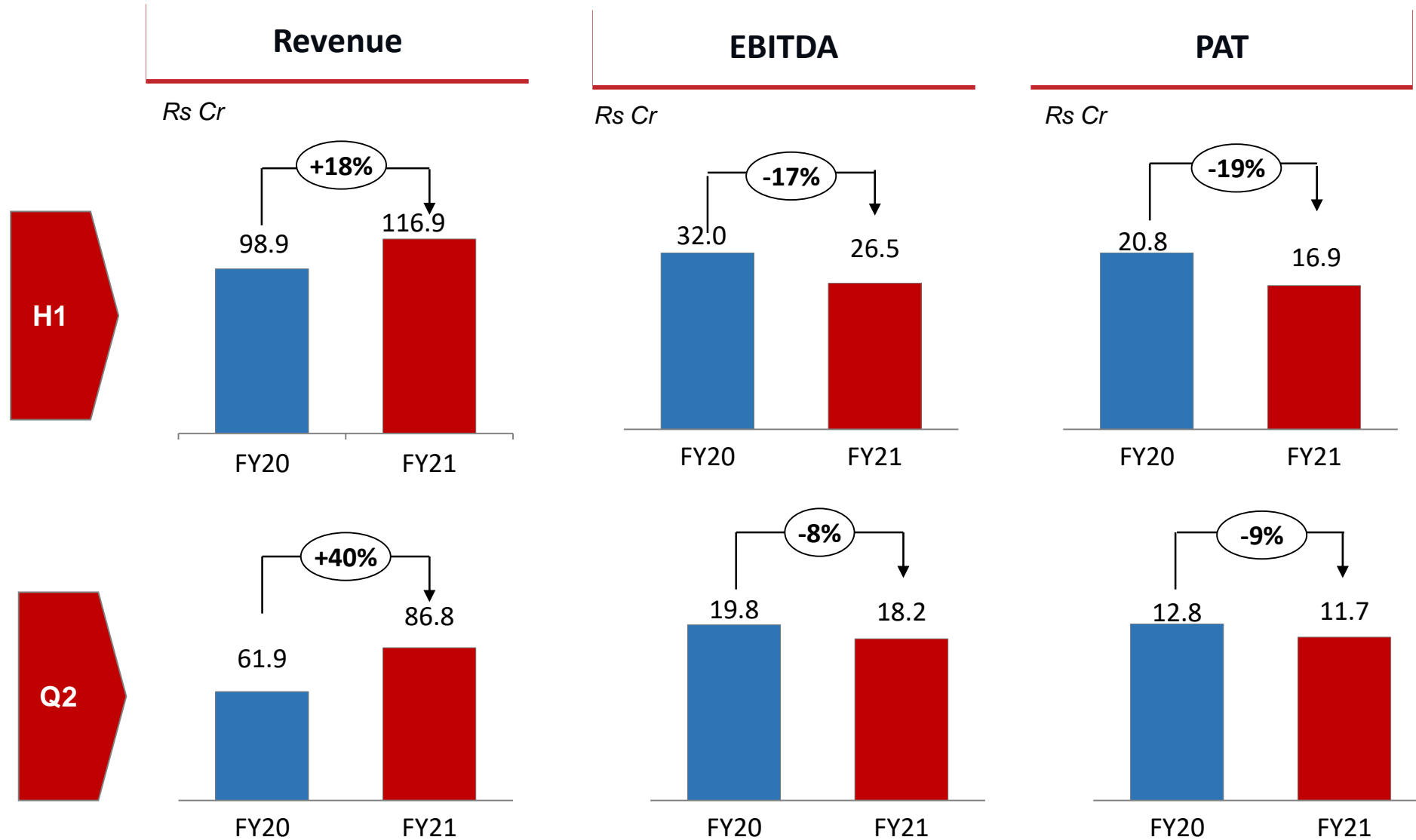
Outlook

Q2 and H1 FY21 Executive summary: Strong top-line growth

Rs Cr	Q2 FY21	H1 FY21	Remarks
Revenues	86.8 (+40%)	116.9 (+18%)	Strong order pipeline and superior execution by the team during difficult time of COVID-19
EBITDA	18.2 (-8%)	26.5 (-17%)	Margin healthy at 23% in H1. Previous year margin higher due to more proportion of orders with Free Issue Material.
PAT	11.7(-9%)	16.9(-19%)	
Free Cash Flow	14.0	21.4	Fixed Deposit Balance of Rs 75 Cr

Anup's order book has witnessed a healthy improvement of 25% from Rs. 267 Cr as on 1st Apr 20 to Rs.334 Cr as on 30th Sep 20

Key indicators – FY20 Vs FY21



Contents

Introduction

Operational Review

Financial Statement Review

COVID-19 Mitigation Measures

Outlook

FY21 V/s FY20 Profitability

Rs Cr	Q2 FY21	Q2 FY20	H1 FY21	H1 FY20
Revenue from Operations	87	62	117	99
Raw Material Consumed	41	45	54	71
(Increase) / Decrease in Stock	12	-21	12	-40
Employees' Emoluments	5	4	8	9
Others Expenses	11	14	17	27
	69	42	90	67
EBIDTA	18	20	27	32
Margin	21%	32%	23%	32%
Other Income	1	1	2	2
Interest & Finance Cost	0	1	0	1
Cash Accruals	19	20	28	33
Depreciation	2	2	5	4
Profit Before Taxes	16	18	23	29
Provision for Taxes - Current tax	4	5	7	8
- Deferred tax	1	0	0	0
Tax	5	5	6	8
Profit After Tax	12	13	17	21

- H1 Margin healthy at 23%.
- Previous year margin exceptionally higher due to more proportion of orders with Free Issue Material.

Balance Sheet Review

<i>Rs Cr</i>	Sep-20	Mar-20
Share Capital	10	10
Security Premium	212	211
Reserves	111	101
Net Worth	333	323
Non Current Liabilities	15	15
Current Liabilities	115	84
Total (A)	462	422
Net Fix. Assets and CWIP	189	156
Intangible Assets	25	27
Other Non-Current Asset	1	22
Total Non Current Assets	216	206
Current Assets	247	216
Total (B)	462	422

- Healthy Balance sheet with Rs 75 Cr of Fixed deposit

Contents

Introduction

Operational Review

Financial Statement Review

COVID-19 Mitigation Measures

Outlook

COVID-19 Management

- Strict adherence to government guidelines
- Cubicle heights increased with additional partition to minimize infection
- Change of seating arrangement to maintain social distancing
- Replacement of N95 for all staff and workers every Monday
- Replacement of PPE kit for security personnel every day
- Weekly medical check-ups(thermal scanning, pulse and oxygen saturation in blood) of all staff and workers
- Mandatory RT PCR tests for all new staff, staff returning from other states and all COVID-19 infected staff for resuming duties
- Contact tracing in a diligent manner to prevent spread of infection

Contents

Introduction

Operational Review

Financial Statement Review


COVID-19 Mitigation Measures

Outlook

Outlook

- Strong Order book & Enquiry Pipeline and debottlenecking of COVID-19 related manpower supply constraint will ensure robust execution in the coming quarters
- Renovation of Low capacity Bay to debottleneck the capacity constraint in the current product mix and upgrade us for new market of exotic metallurgy
- Regulatory clearance under way for Phase-1 of Kheda Project.

New H7 Bay



THANK YOU

Engineering Infinite possibilities

The Anup Engineering Limited
Behind 66 KV Electric Sub station, Odhav Road,
Ahmedabad – 382415, Gujarat India
T: +91 79 22872823, 2287 0622
Website: www.anupengg.com