

**Date: 11<sup>th</sup> November, 2021**

To,  
The Department of Corporate  
Services,  
Bombay Stock Exchange Limited.,  
P J Towers, Dalal Street,  
Mumbai- 400001  
Scrip Code: 511605

To,  
Listing Department,  
National Stock Exchange of India  
Limited.,  
Exchange Plaza 5th Floor,  
Plot No. C/1, G- Block, Bandra Kurla  
Complex, Bandra (E), Mumbai -  
400051  
NSE Symbol- ARIHANTCAP

**Sub:** Outcome of Board Meeting.

**Ref:** Regulation 30 of SEBI (Listing Obligations and Disclosure Requirements) Regulations, 2015

Dear Sir,

Pursuant to Regulation 30 read with Part A of Schedule III of Securities and Exchange Board of India (Listing Obligations and Disclosure Requirements) Regulations, 2015, we wish to inform you that the Board of Directors of the Company in their Meeting held on 11<sup>th</sup> November, 2021, inter-alia, approved the following businesses:

- Unaudited Standalone and Consolidated financial results for the quarter and half – year ended on 30<sup>th</sup> September, 2021. The details are as under:

**Quarterly Basis:**

The Company has posted a standalone net profit of Rs. 1191.68 lacs for the quarter ended September 30, 2021 as compared to net profit of Rs. 784.53 lacs for the quarter ended September 30, 2020. Total income has increased from Rs. 3759.74 lacs for the quarter ended September 30, 2021 to Rs. 2757.96 lacs for the quarter ended September 30, 2020.



**ARIHANT CAPITAL MARKETS LTD.**

Member of NSE, BSE, NSDL, CDSL

Reg. Office : 6 Lad Colony, Y. N. Road, Indore-452 003 T: +91-731-4217100

Corp. Office: #1011, Solitaire Corporate Park, Building No. 10, 1<sup>st</sup> Floor, Andheri Ghatkopar Link Road, Chakala, Andheri (E), Mumbai-400093

T: +91-22-67114800, +91-22-42254800

CIN: L67120MP1992PLC007182

W: www.arihantcapital.com E: contactus@arihantcapital.com

The Company has posted a consolidated net profit of Rs. 1248.86 lacs for the quarter ended September 30, 2021 as compared to net profit of Rs. 809.23 lacs for the quarter ended September 30, 2020. Total income has increased from Rs. 4002.79 lacs for the quarter ended September 30, 2021 to Rs. 2866.92 lacs for the quarter ended September 30, 2020.

**Half-year Basis:**

The Company has posted a standalone net profit of Rs. 2354.90 lacs for the half-year ended September 30, 2021 as compared to net profit of Rs. 1379.43 lacs for the half-year ended September 30, 2020. Total income has increased from Rs. 7348.46 lacs for the half-year ended September 30, 2021 to Rs. 4746.75 lacs for the half-year ended September 30, 2020.

The Company has posted a consolidated net profit of Rs. 2438.99 lacs for the half-year ended September 30, 2021 as compared to net profit of Rs. 1298.11 lacs for the half-year ended September 30, 2020. Total income has increased from Rs. 7759.78 lacs for the half-year ended September 30, 2021 to Rs. 4864.55 lacs for the half-year ended September 30, 2020.

- Other businesses incidental or ancillary to the Company's business.

We are enclosing herewith a copy of an Unaudited Standalone and Consolidated financial result for the quarter and half-year ended on September 30, 2021 along with limited review report issued by statutory auditor of the Company.


The meeting of the Board of Directors commenced at 11:30 am and concluded at 12:10 pm.

This is for your information and record.

Thanking you,

Yours faithfully,

**For Arihant Capital Markets Limited**

  
**Mahesh Pancholi**  
**(Company Secretary)**  
**M. No. F-7143**



**ARIHANT CAPITAL MARKETS LIMITED**  
 (Group concerns member of BSE, NSE, NCDEX, MCX, DP-NSDL & CDSL)  
 CIN- L67120MP1992PLC007182, Email: compliance@arihantcapital.com ,website : www.arihantcapital.com  
 Regd. Office: 6, Lad Colony ,Y. N Road , Indore - 452001, Phone No: 0731-3016100 Fax: 0731-3016199

₹ in Lacs

STATEMENT OF STANDALONE FINANCIAL RESULTS FOR THE QUARTER AND HALF YEAR ENDED SEPTEMBER 30, 2021							
S. No.		Quarter Ended			Half Year Ended		Yearly
		30.09.2021	30.06.2021	30.09.2020	30.09.2021	30.09.2020	31.03.2021
		Unaudited	Unaudited	Unaudited	Unaudited	Unaudited	Audited
<b>PART-I</b>							
1	<b>Revenue From Operations</b>						
	a) Interest Income	966.39	878.03	631.09	1,844.42	1,087.25	2,409.34
	b) Dividend Income	7.93	1.16	0.60	9.09	0.60	7.83
	c) Fees and Commission Income	2,385.78	2,227.17	1,698.06	4,612.95	2,920.38	6,689.13
	d) Net Gain on fair value changes	395.11	478.89	425.26	874.00	734.39	1,827.37
	e) Other Operating Income	0.57	0.35	-	0.92	-	4.13
	<b>Total Revenue From Operations</b>	<b>3,755.79</b>	<b>3,585.60</b>	<b>2,755.01</b>	<b>7,341.38</b>	<b>4,742.62</b>	<b>10,937.80</b>
2	Other Income	3.95	3.12	2.94	7.08	4.14	46.08
3	<b>TOTAL INCOME (1+2)</b>	<b>3,759.74</b>	<b>3,588.72</b>	<b>2,757.96</b>	<b>7,348.46</b>	<b>4,746.75</b>	<b>10,983.88</b>
4	<b>Expenditure</b>						
	a) Finance Cost	123.34	100.71	76.67	224.05	141.80	320.09
	b) Fees and commission expense	1,257.04	1,218.26	931.84	2,475.30	1,542.93	3,383.24
	c) Impairment on financial instruments	8.79	-	28.21	8.79	28.21	11.11
	d) Employees Benefit Expenses	444.35	404.41	365.39	848.76	676.50	1,626.92
	e) Depreciation and amortisation Expenses	28.37	28.45	38.56	56.82	66.24	116.90
	f) Administrative & Other Expenditure	365.19	352.89	308.29	718.08	496.79	1,110.80
	<b>TOTAL EXPENDITURE (4)</b>	<b>2,227.08</b>	<b>2,104.72</b>	<b>1,748.96</b>	<b>4,331.80</b>	<b>2,952.46</b>	<b>6,569.05</b>
5	<b>Profit/(Loss) before Tax &amp; Exceptional Item (3-4)</b>	<b>1,532.66</b>	<b>1,484.00</b>	<b>1,009.00</b>	<b>3,016.67</b>	<b>1,794.30</b>	<b>4,414.83</b>
6	Exceptional Items	-	-	-	-	-	-
7	<b>Profit/(Loss) before Tax (5-6)</b>	<b>1,532.66</b>	<b>1,484.00</b>	<b>1,009.00</b>	<b>3,016.67</b>	<b>1,794.30</b>	<b>4,414.83</b>
8	Tax Expense	340.98	320.78	224.47	661.77	414.87	939.42
9	<b>Net Profit/(Loss) for the period (7-8)</b>	<b>1,191.68</b>	<b>1,163.22</b>	<b>784.53</b>	<b>2,354.90</b>	<b>1,379.43</b>	<b>3,475.41</b>
10	<b>Other Comprehensive Income</b>						
	A) (i) Items that will not be reclassified to profit or loss	-	-	-	-	-	(7.31)
	(ii) Income tax relating to items that will not be reclassified to profit or loss	-	-	-	-	-	1.84
	B) (i) Items that will be reclassified to profit or loss	-	-	-	-	-	-
	(ii) Income tax relating to items that will be reclassified to profit or loss	-	-	-	-	-	-
	<b>Other Comprehensive Income / (loss) (net of tax)</b>	<b>-</b>	<b>-</b>	<b>-</b>	<b>-</b>	<b>-</b>	<b>(5.47)</b>
11	<b>Total comprehensive Income (9+10)</b>	<b>1,191.68</b>	<b>1,163.22</b>	<b>784.53</b>	<b>2,354.90</b>	<b>1,379.43</b>	<b>3,469.94</b>
12	Paid up Equity Share Capital (Face Value per share)	1,041.13 5/-	1,041.13 5/-	1,041.13 5/-	1,041.13 5/-	1,041.13 5/-	1,041.13 5/-
13	Earnings Per Share (Rs.)						
	Basic & Diluted EPS (Rs.) Excluding extraordinary items	5.72	5.59	3.77	11.31	6.62	16.69
	Basic & Diluted EPS (Rs.) Including extraordinary items	5.72	5.59	3.77	11.31	6.62	16.69



**ARIHANT CAPITAL MARKETS LIMITED**

(Group concerns member of BSE, NSE, NCDEX, MCX, DP-NSDL & CDSL)

CIN- L67120MP1992PLC007182, Email: [compliance@arihantcapital.com](mailto:compliance@arihantcapital.com), website : [www.arihantcapital.com](http://www.arihantcapital.com)

Regd. Office: 6, Lad Colony ,Y. N Road , Indore - 452001, Phone No: 0731-3016100 Fax: 0731-3016199

₹ in Lacs

STATEMENTS OF CONSOLIDATED FINANCIAL RESULTS FOR THE QUARTER AND HALF YEAR ENDED SEPTEMBER 30, 2021							
S. No.		Quarter Ended			Half Year Ended		Yearly
		30.09.2021	30.06.2021	30.09.2020	30.09.2021	30.09.2020	31.03.2021
		Unaudited	Unaudited	Unaudited	Unaudited	Unaudited	Audited
<b>PART-I</b>							
1	Revenue From Operations						
	a) Interest Income	968.88	883.35	647.11	1,852.23	1,106.88	2,483.16
	b) Dividend Income	13.91	1.33	0.60	15.24	0.60	7.83
	c) Fees and Commission Income	2,424.40	2,250.23	1,723.96	4,674.63	2,951.50	6,732.87
	d) Net Gain on fair value changes	449.25	580.52	425.26	1,029.77	734.39	1,833.69
	e) Sale of Products	141.84	38.08	65.30	179.91	65.30	504.48
	f) Other Operating Income	0.57	0.35	-	0.92	-	4.13
	<b>Total Revenue From Operations</b>	<b>3,998.84</b>	<b>3,753.86</b>	<b>2,862.23</b>	<b>7,752.70</b>	<b>4,858.66</b>	<b>11,566.17</b>
2	Other Income	3.95	3.12	4.69	7.08	5.88	50.06
3	<b>TOTAL INCOME (1+2)</b>	<b>4,002.79</b>	<b>3,756.98</b>	<b>2,866.92</b>	<b>7,759.78</b>	<b>4,864.55</b>	<b>11,616.23</b>
4	Expenditure						
	a) Finance Cost	131.82	106.79	82.46	238.62	153.52	343.91
	b) Fees and commission expense	1,259.06	1,215.65	943.89	2,474.70	1,556.89	3,426.16
	c) Impairment on financial instruments	110.04	100.00	67.01	210.04	132.01	309.16
	d) Cost of Sales	64.79	23.50	35.47	88.29	35.47	218.78
	e) Employees Benefit Expenses	478.64	434.05	377.20	912.68	709.10	1,701.27
	f) Depreciation and amortisation Expenses	30.44	30.24	42.00	60.68	72.21	126.56
	g) Administrative & Other Expenditure	376.94	361.26	317.20	738.19	517.61	1,161.57
	<b>TOTAL EXPENDITURE</b>	<b>2,451.72</b>	<b>2,271.48</b>	<b>1,865.22</b>	<b>4,723.20</b>	<b>3,176.81</b>	<b>7,287.41</b>
5	<b>Profit / (Loss) before Share of Profit / (Loss) of Associates, Tax &amp; Exceptional Item (3-4)</b>	<b>1,551.07</b>	<b>1,485.51</b>	<b>1,001.70</b>	<b>3,036.58</b>	<b>1,687.74</b>	<b>4,328.83</b>
6	Share of Profit / (Loss) of Associates (Net of Tax)	18.31	34.47	-	52.78	-	14.80
7	<b>Profit / (Loss) before Tax &amp; Exceptional Item (5+6)</b>	<b>1,569.38</b>	<b>1,519.98</b>	<b>1,001.70</b>	<b>3,089.36</b>	<b>1,687.74</b>	<b>4,343.62</b>
8	Exceptional Items	-	-	-	-	-	30.99
9	<b>Profit / (Loss) before Tax (7+8)</b>	<b>1,569.38</b>	<b>1,519.98</b>	<b>1,001.70</b>	<b>3,089.36</b>	<b>1,687.74</b>	<b>4,374.61</b>
10	Tax Expense	320.52	329.85	192.47	650.37	389.63	907.14
11	<b>Net Profit / (Loss) for the period (9-10)</b>	<b>1,248.86</b>	<b>1,190.13</b>	<b>809.23</b>	<b>2,438.99</b>	<b>1,298.11</b>	<b>3,467.47</b>
12	Other Comprehensive Income						
	A) (i) Items that will not be reclassified to profit or loss	-	-	-	-	-	(7.31)
	(ii) Income tax relating to items that will not be reclassified to profit or loss	-	-	-	-	-	1.84
	B) (i) Items that will be reclassified to profit or loss	(0.21)	1.53	(3.20)	1.32	(2.93)	(3.42)
	(ii) Income tax relating to items that will be reclassified to profit or loss	-	-	-	-	-	-
	<b>Other Comprehensive Income / (loss) (net of tax)</b>	<b>(0.21)</b>	<b>1.53</b>	<b>(3.20)</b>	<b>1.32</b>	<b>(2.93)</b>	<b>(8.89)</b>
13	<b>Total comprehensive Income (11+12)</b>	<b>1,248.65</b>	<b>1,191.66</b>	<b>806.03</b>	<b>2,440.31</b>	<b>1,295.18</b>	<b>3,458.58</b>
14	Paid up Equity Share Capital (Face Value per share)	1,041.13 5/-	1,041.13 5/-	1,041.13 5/-	1,041.13 5/-	1,041.13 5/-	1,041.13 5/-
15	Earnings Per Share (Rs.)						
	Basic & Diluted EPS (Rs.) Excluding extraordinary items	6.00	5.72	3.89	11.71	6.23	16.65
	Basic & Diluted EPS (Rs.) Including extraordinary items	6.00	5.72	3.89	11.71	6.23	16.65



	Standalone		Consolidated	
	30th September 2021 (Unaudited)	31st March 2021 (Audited)	30th September 2021 (Unaudited)	31st March 2021 (Audited)
<b>ASSETS</b>				
<b>1 Financial assets</b>				
a. Cash and cash equivalents	1,627.92	2,447.98	1,654.86	2,477.99
b. Bank balance other than (a) above	4,379.32	7,612.07	4,503.52	7,741.77
c. Securities for trade	4,257.96	987.11	4,269.93	987.11
d. Receivables				
(i) Trade receivables	16,254.95	14,458.77	16,802.85	15,205.66
e. Loans	739.41	1,119.12	918.68	964.07
f. Investments	2,753.03	2,283.23	2,060.04	1,618.65
g. Other financial assets	20,560.35	11,641.86	20,740.55	11,809.36
	<b>50,572.94</b>	<b>40,550.14</b>	<b>50,950.42</b>	<b>40,804.60</b>
<b>2 Non financial assets</b>				
a. Inventories	-	-	2,980.54	2,649.84
b. Current tax assets (net)	-	-	1.45	1.45
c. Deferred tax assets (net)	-	-	153.23	117.04
d. Investment Property	-	-	185.27	185.27
e. Property, plant and equipment	804.96	832.83	1,904.85	1,747.03
f. Other intangible assets	79.85	56.85	87.93	67.21
g. Intangible assets under development	-	-	2.00	2.00
h. Other non financial assets	508.11	329.05	513.24	572.39
	<b>1,392.92</b>	<b>1,218.73</b>	<b>5,828.52</b>	<b>5,342.23</b>
<b>3 Assets held for sale</b>	<b>440.93</b>	<b>440.03</b>	-	-
<b>Total Assets</b>	<b>52,406.79</b>	<b>42,208.90</b>	<b>56,778.95</b>	<b>46,146.83</b>
<b>LIABILITIES &amp; EQUITY</b>				
<b>LIABILITIES</b>				
<b>1 Financial Liabilities</b>				
a. Derivative financial instruments	350.43	8.43	350.43	8.43
b. Payables				
i) Trade Payables				
ii) Total outstanding dues of micro & small enterprises	0.50	14.19	0.50	14.19
iii) Total outstanding dues of creditors other than micro & small enterprises	22,762	15,681.79	22,796.52	15,692.91
c. Borrowings	4,748.06	4,805.29	5,816.82	5,625.79
d. Other financial Liabilities	4,528.31	4,813.84	4,620.52	4,829.74
	<b>32,389.07</b>	<b>25,323.64</b>	<b>33,584.80</b>	<b>26,171.07</b>
<b>2 Non Financial Liabilities</b>				
a. Current Tax Liabilities (net)	144.31	79.98	164.58	107.25
b. Provisions	577.49	277.86	591.97	282.53
c. Deferred Tax Liabilities (net)	28.13	38.81	28.15	40.26
d. Other non financial liabilities	1,405.72	773.31	1,965.89	1,334.25
	<b>2,155.65</b>	<b>1,169.96</b>	<b>2,750.58</b>	<b>1,764.28</b>
<b>3 Equity</b>				
a. Equity share capital	1,041.13	1,041.13	1,041.13	1,041.13
b. Other equity	16,820.94	14,674.27	19,402.44	17,170.35
	<b>17,862.07</b>	<b>15,715.40</b>	<b>20,443.56</b>	<b>18,211.48</b>
<b>Total Liabilities &amp; Equity</b>	<b>52,406.79</b>	<b>42,208.90</b>	<b>56,778.95</b>	<b>46,146.83</b>



## Statement of Cash Flow Statement for the Half year ended 30th September,2021

₹ in Lacs

Particulars	Standalone		Consolidated	
	30th September 2021	30th September 2020	30th September 2021	30th September 2020
<b>Cash flow (used in) / generated from operating activities</b>				
Profit before tax	3,016.67	1,794.30	3,089.36	1,687.74
<b>Add / (less) : Adjustments</b>				
Net (gain)/loss on Fair value changes of Securities for trade	84.20	(23.68)	31.72	(23.68)
(Profit) / Loss on sale of fixed assets	(0.27)	(0.55)	(0.27)	(1.59)
(Profit) / Loss on sale of Investments	(375.69)	(219.09)	(375.69)	(219.09)
Depreciation / amortisation	56.82	66.24	60.68	72.21
Interest paid on borrowings	173.02	113.23	179.24	124.94
Dividend income	(9.09)	(0.60)	(15.24)	(0.60)
Foreign Currency Translation Reserve	-	-	1.32	(2.93)
<b>Operating profit before working capital changes</b>	<b>2,945.66</b>	<b>1,729.85</b>	<b>2,971.11</b>	<b>1,637.00</b>
<u>Adjustments for changes in working capital:</u>				
-Increase/(Decrease) in Other bank balance	3,232.75	(5,737.25)	3,238.25	(5,790.52)
-Increase/(Decrease) in Securities for Trade	(3,355.05)	104.20	(3,314.55)	104.20
-Increase/(Decrease) in Trade and other receivables	(1,796.19)	(5,355.54)	(1,597.19)	(5,186.36)
-Increase/(Decrease) in Inventories	-	-	(330.71)	27.37
-Increase/(Decrease) in Loans	379.70	(1,678.01)	45.40	(2,218.31)
-Increase/(Decrease) in Other financial assets	(8,918.48)	1,041.09	(8,931.19)	1,063.59
-Increase/(Decrease) in Other non financial assets	(179.06)	(132.26)	55.61	(145.90)
-Increase/(Decrease) in Derivative financial instruments	342.00	39.39	342.00	39.39
-Increase/(Decrease) in Trade payables	7,066.28	10,828.02	7,089.92	10,825.12
-Increase/(Decrease) in Other financial liabilities	(285.53)	657.04	(209.22)	647.35
-Increase/(Decrease) in Other non financial liabilities	632.41	(21.38)	631.64	(11.93)
-Increase/(Decrease) in Provisions	299.63	151.28	309.44	153.18
Cash generated from operations	<b>364.12</b>	<b>1,626.43</b>	<b>300.52</b>	<b>1,144.17</b>
Income tax paid (net)	(608.11)	(390.10)	(637.80)	(395.37)
<b>Net cash (used in) / generated from operating activities (A)</b>	<b>(243.99)</b>	<b>1,236.33</b>	<b>(337.28)</b>	<b>748.80</b>
<b>Cash flow (used in) / generated from Investing activities</b>				
- (Purchase) / Proceeds from sale of property, plant and equipment	(51.67)	(41.43)	(238.95)	(20.54)
- (Purchase) / Proceeds from sale of investments	(95.01)	(224.07)	(65.71)	(224.07)
- Dividend income received	9.09	0.60	15.24	0.60
<b>Net cash (used in)/ generated from investing activities(B)</b>	<b>(137.59)</b>	<b>(264.90)</b>	<b>(289.42)</b>	<b>(244.00)</b>
<b>Cash flow (used in) / generated from Financing activities</b>				
- Dividend paid	(208.23)	-	(208.23)	-
- Dividend distribution tax paid	-	-	-	-
- Interest paid	(173.02)	(113.23)	(179.24)	(124.94)
- Increase/ (Decrease) in borrowings	(57.23)	(1,338.16)	191.03	(979.67)
<b>Net cash (used in) / generated from financing activities (C)</b>	<b>(438.47)</b>	<b>(1,451.39)</b>	<b>(196.44)</b>	<b>(1,104.62)</b>
<b>Net increase in cash and cash equivalents (A+B+C)</b>	<b>(820.06)</b>	<b>(479.96)</b>	<b>(823.14)</b>	<b>(599.82)</b>
Cash and cash equivalents at the beginning of the period	2,447.98	5,095.76	2,477.99	5,306.30
<b>Cash and cash equivalents at the end of the period</b>	<b>1,627.92</b>	<b>4,615.81</b>	<b>1,654.86</b>	<b>4,706.48</b>
<b>Cash and cash equivalents comprise of:</b>				
Cash and cheques in hand	15.28	9.88	20.25	17.78
Balances with scheduled banks	1,612.64	4,605.93	1,634.61	4,688.70
<b>Total</b>	<b>1,627.92</b>	<b>4,615.81</b>	<b>1,654.86</b>	<b>4,706.48</b>

i) The above cash flow statement has been prepared under the "Indirect method" as set out on the Indian Accounting Standard (Ind AS-7)

ii) Figures in Negative indicate cash outflows.



**Consolidated Segment information for the Quarter and Half year ended September 30,2021**

₹ in Lacs

S.No	Particulars	Quarter Ended			Half Year ended		Year ended
		September 30,2021 (Unaudited)	June 30, 2021 (Unaudited)	September 30, 2020 (Unaudited)	September 30,2021 (Unaudited)	September 30, 2020 (Unaudited)	March 31, 20201 (Audited)
	<b>I.Segment Revenue</b>						
a	Broking & Related Activities	3,780.95	3,675.53	2,783.40	7,456.48	4,776.86	11,058.30
b	Financing Activities	37.52	35.14	79.36	72.66	138.09	367.27
c	Asset Management Activities	94.70	54.58	12.30	149.27	21.98	48.68
d	Real estate development Activities	141.84	38.08	66.07	179.91	66.07	507.49
	Less:Inter Segment Revenue	52.20	46.34	74.20	98.54	138.45	365.51
	<b>Net Sales/Revenue from Operation</b>	<b>4,002.79</b>	<b>3,756.98</b>	<b>2,866.92</b>	<b>7,759.78</b>	<b>4,864.55</b>	<b>11,616.23</b>
	<b>II.Segment Results</b>						
	<b>Profit/(Loss) before finance costs, exceptional items and tax</b>						
a	Broking & Related Activities	1,530.80	1,529.54	1,004.92	3,060.34	1,720.95	4,145.36
b	Financing Activities	18.06	22.32	63.66	40.38	109.53	331.19
c	Asset Management Activities	73.69	35.67	(3.28)	109.36	(4.73)	(2.91)
d	Real estate development Activities	60.35	4.77	18.87	65.12	15.51	199.10
	<b>Total</b>	<b>1,682.89</b>	<b>1,592.30</b>	<b>1,084.17</b>	<b>3,275.19</b>	<b>1,841.25</b>	<b>4,672.74</b>
	Less:Finance Cost	131.82	106.79	82.46	238.62	153.52	343.91
	<b>Profit/(Loss) before exceptional items and tax</b>	<b>1,551.07</b>	<b>1,485.51</b>	<b>1,001.70</b>	<b>3,036.58</b>	<b>1,687.74</b>	<b>4,328.83</b>
	Exceptional Items	-	-	-	-	-	30.99
	Share of Profit/(Loss) of Associates (Net of Tax)	18.31	34.47	-	52.78	-	14.80
	<b>Profit/(Loss) before tax</b>	<b>1,569.38</b>	<b>1,519.98</b>	<b>1,001.70</b>	<b>3,089.36</b>	<b>1,687.74</b>	<b>4,374.61</b>
	Tax Expense	320.52	329.85	192.47	650.37	389.63	907.14
	<b>Total Tax Expenses</b>	<b>320.52</b>	<b>329.85</b>	<b>192.47</b>	<b>650.37</b>	<b>389.63</b>	<b>907.14</b>
	<b>Profit/(Loss) for the year</b>	<b>1,248.86</b>	<b>1,190.13</b>	<b>809.23</b>	<b>2,438.99</b>	<b>1,298.11</b>	<b>3,467.47</b>
	<b>III.Segment Assets</b>						
a	Broking & Related Activities				53,762.65	42,936.97	43,610.73
b	Financing Activities				1,613.61	3,492.45	1,123.85
c	Asset Management Activities				446.85	4,056.97	325.95
d	Real estate development Activities				4,255.40	312.01	3,986.89
	Less:Inter Segment Assets				(3,299.56)	(5,183.56)	(2,900.59)
	<b>Total</b>				<b>56,778.95</b>	<b>45,614.83</b>	<b>46,146.83</b>
	<b>IV.Segment Liabilities</b>						
a	Broking & Related Activities				34,559.33	27,616.77	26,506.75
b	Financing Activities				769.36	2,750.91	310.40
c	Asset Management Activities				25.67	2,798.23	8.78
d	Real estate development Activities				2,909.82	5.40	2,639.24
	Less:Inter Segment Liabilities				(1,928.80)	(3,812.80)	(1,529.82)
	<b>Total</b>				<b>36,335.38</b>	<b>29,358.52</b>	<b>27,935.35</b>
	<b>V.Capital Employed</b>						
	(Segment Assets - Segment Liabilities)						
a	Broking & Related Activities				19,203.32	15,320.20	17,103.98
b	Financing Activities				844.25	741.54	813.45
c	Asset Management Activities				421.18	1,258.73	317.16
d	Real estate development Activities				1,345.58	306.61	1,347.65
	Less:Inter Segment				(1,370.76)	(1,370.76)	(1,370.76)
	<b>Total</b>				<b>20,443.56</b>	<b>16,256.31</b>	<b>18,211.48</b>

**Notes**

- a The group has reported segment information as per IND AS 108 on 'Operating segments'. Operating segments are defined as components of an enterprise for which discrete financial information is available that is evaluated regularly by the chief operating decision maker, in deciding how to allocate resources and assessing performance. The Group business comprises of "Broking and other related activities", "Financing activities", "Asset Management and Advisory activities" and "Real estate development activities".




## Notes to Standalone and Consolidated Financial results :

- 1 The above Unaudited Financial Results of the Company for the Second Quarter and Half year Ended on September 30,2021 have been reviewed by the Audit Committee and approved by the Board of Directors in the Meeting held on 11<sup>th</sup> November 2021.The Statutory Auditors have conducted a "Limited Review" of these results in terms of Regulation 33 of the Securities Exchange Board of India (Listing Obligations and Disclosures Requirements) Regulations, 2015 .
- 2 The Consolidated Financial Results for the quarter ended 30th September, 2021 include the following entities of the group:
  - (i) The consolidated results of the Company include limited reviewed results of the subsidiaries – Arihant Institute of Financial Education Private Limited (Formerly - Arihant Investment Advisers Private Limited) (100%), Arihant Futures and Commodities Limited (100%) Arihant Financial Services Limited (100%), Arihant Lifespace Infra Developers Limited (100%), Arihant Insurance Broking Services Limited (100%), Ahinsa Lifespace Infraheight Limited (100%), Electrum Portfolio Managers Limited (Formerly- Arihant Asset Management Limited) (100%), Arihant Capital (IFSC) Limited (100%).
  - (ii) The Management certified the financial results of associate, Electrum Capital Private Limited (27.23%) (Formerly known as Electrum Investment Managers Private Limited), in India. The standalone financial result of Electrum Capital Private Limited does not constitute a material component of the consolidated financial results and these have been consolidated as associate, under equity method of accounting as per Indian Accounting standard.
- 3 Previous period / year figures have been regrouped / reclassified, wherever found necessary, to conform to current period / year classification.

Place: Indore  
Date : November 11, 2021



For Arihant Capital Markets Limited

  
Ashok Kumar Jain  
Chairman & Managing Director  
DIN : 00184729





### **Limited Review Report**

To  
The Board of Directors  
Arihant Capital Markets Limited

“We have reviewed the accompanying statement of Standalone unaudited financial results of Arihant Capital Markets Limited (“the Company”) for the quarter ended 30th September, 2021 and the year-to-date results for the period 1 April, 2021 to 30th September, 2021 (hereinafter referred to as "the Statement") attached herewith, being submitted by the Company pursuant the requirement of Regulation 33 of the SEBI (Listing Obligations and Disclosure Requirements) Regulations, 2015, as amended.

This statement is the responsibility of Company’s Management and has been approved by the Board of Directors, has been prepared in accordance with the recognition and measurement principles laid down in Indian Accounting Standard 34, (Ind AS 34) "Interim Financial Reporting" prescribed under Section 133 of the Companies Act, 2013, as amended, read with relevant rules issued there under and other accounting principles generally accepted in India, read with the circular. Our responsibility is to issue a report on these financial statements based on our review.


We have conducted our review in accordance with the Standard on Review Engagement (SRE) 2410, *Review of Interim Financial Information Performed by the Independent Auditor of the Entity* issued by the Institute of Chartered Accountants of India. This standard requires that we plan and perform the review to obtain moderate assurance as to whether the Financial Statements are free of material misstatement. A review is limited primarily to inquiries of company personnel and analytical procedures applied to financial data and thus provide less assurance than an audit. We have not performed an audit and accordingly, we do not express an audit opinion.

Based on our review conducted as above, nothing has come to our attention that causes us to believe that the accompanying Statement, prepared in accordance with the recognition and measurement principles laid down in the aforesaid Indian Accounting Standards ('Ind AS') specified under section 133 of the Companies Act, 2013 and other recognized Accounting practices and policies generally accepted in India, has not disclosed the information required to be disclosed in terms of

Regulation 33 of the SEBI (Listing Obligations and Disclosure Requirements) Regulations, 2015 (as amended) including the manner in which it is to be disclosed, or that it contains any material misstatement.

**For: Dinesh Ajmera & Associates**  
**Chartered Accountant**  
**Firm Reg. No.: 011970C**

**(CA. Dinesh Ajmera)**  
**Partner**  
**Membership No. : 402629**  
**UDIN: 21402629AAAACD1481**  
**Indore, 11<sup>th</sup> November, 2021**



## **Limited Review Report**

To  
The Board of Directors  
Arihant Capital Markets Limited

“We have reviewed the accompanying statement of Consolidated unaudited financial results of Arihant Capital Markets Limited (the “Holding Company”) which includes its subsidiaries (the Holding Company and its subsidiaries together referred to as “the group”), and its share of the net profit after tax and total comprehensive income of its associate for the quarter ended 30th September, 2021 and the year to date results for the period 1 April, 2021 to 30 September, 2021 (hereinafter referred to as "the Statement") attached herewith, being submitted by the Company pursuant the requirement of Regulation 33 of the SEBI (Listing Obligations and Disclosure Requirements) Regulations, 2015, as amended.

This statement is the responsibility of Company’s Management and has been approved by the Board of Directors, has been prepared in accordance with the recognition and measurement principles laid down in Indian Accounting Standard 34, (Ind AS 34) "Interim Financial Reporting" prescribed under Section 133 of the Companies Act, 2013, as amended, read with relevant rules issued there under and other accounting principles generally accepted in India, read with the circular. Our responsibility is to issue a report on these financial statements based on our review.

We have conducted our review in accordance with the Standard on Review Engagement (SRE) 2410, *Review of Interim Financial Information Performed by the Independent Auditor of the Entity* issued by the Institute of Chartered Accountants of India. This standard requires that we plan and perform the review to obtain moderate assurance as to whether the Financial Statements are free of material misstatement. A review is limited primarily to inquiries of company personnel and analytical procedures applied to financial data and thus provide less assurance than an audit. We have not performed an audit and accordingly, we do not express an audit opinion.

We also performed procedures in accordance with the circular issued by the SEBI under Regulation 33 (8) of the Listing Regulations, to the extent applicable.

The Consolidated unaudited financial results in this statement includes half yearly financial results of Arihant Capital Markets Limited and its subsidiaries Arihant Futures and Commodities Limited, Arihant Financial Services Limited, Arihant Lifespace Infra Developers Limited, Arihant Insurance Broking Services Limited,

Arihant Institute of Financial Education Private Limited (Formerly Arihant Investment Advisers Private Limited), Ahinsa Lifespace Infraheight Limited, Electrum Portfolio Managers Limited (Formerly Arihant Asset Management Limited) and Arihant Capital (IFSC) Limited.

The Statement also includes the Group's share of net profit after tax of Rs. 52.78 Lakhs and total comprehensive income of Rs. 52.78 Lakhs for the half year ended 30<sup>th</sup> September, 2021 as considered in the Statement, in respect of its associate Electrum Capital Private Limited (Formerly known as Electrum Investment Managers Private Limited), whose interim financial information have not been reviewed by us. This interim financial results and other financial information has been approved and furnished to us by the management and our conclusion on the Statement, in so far as it relates to the affairs of the associate, is based solely on such unaudited financial results. According to the information and explanations given to us by the management, this interim financial information is not material to the Group. Our conclusion on the Statement is not modified in respect of this matter.

Based on our review conducted as above, nothing has come to our attention that causes us to believe that the accompanying Statement, prepared in accordance with the recognition and measurement principles laid down in the aforesaid Indian Accounting Standards ('Ind AS') specified under section 133 of the Companies Act, 2013 and other recognized Accounting practices and policies generally accepted in India, has not disclosed the information required to be disclosed in terms of Regulation 33 of the SEBI (Listing Obligations and Disclosure Requirements) Regulations, 2015 (as amended) including the manner in which it is to be disclosed, or that it contains any material misstatement.

**For: Dinesh Ajmera & Associates**  
**Chartered Accountant**  
**Firm Reg. No.: 011970C**

**(CA. Dinesh Ajmera)**  
**Partner**  
**Membership No. : 402629**  
**UDIN: 21402629AAAACE9052**  
**Indore, 11<sup>th</sup> November, 2021**