

Raja Bahadur International Ltd.

Regd. & Corporate Office :
Hamam House, Ambalal Doshi Marg, Mumbai - 400 001, INDIA.
Phone : 022-22654278 Fax : 022-22655210
E-mail : rajabahadur@gmail.com
Website : www.rajabahadur.com
CIN : L17120MH1926PLC001273



Date: May 28, 2024

To
The Deputy Manager
(Listing - CRD)
BSE Limited
PJ Tower, Dalal Street,
Mumbai-400001

Sub : Reg. 30 of SEBI (Listing Obligation and Disclosure Requirement) Regulation, 2015.

Outcome of the proceedings of the Board Meeting held on May 28, 2024.

Scrip code: 503127

Dear Sir,

We wish to inform you that at the Board Meeting of the company held on May 28, 2024, inter-alia, the following business was transacted:

1. Audited Financial Statement (Standalone and Consolidated) along with draft Auditors' Report for the financial year ended March 31, 2024 were adopted.
2. Audited Financial Results (Standalone and Consolidated) for the quarter and year ended March 31, 2024 along with Auditors' Report thereon under regulation 33 of the SEBI (Listing Obligations and Disclosure Requirements), Regulations, 2015 were approved.

The meeting was commenced at 04.30 p.m. and concluded at 06.35 p.m.

Kindly take the above information on record.

Thanking you.

Yours faithfully,

For **Raja Bahadur International Limited**

S.K.Jhunjunwala
Chief Financial Officer
Encl.: As Above

Raja Bahadur International Ltd.

Regd. & Corporate Office :

Hamam House, Ambalal Doshi Marg, Mumbai - 400 001, INDIA.

Phone : 022-22654278 Fax : 022-22655210

E-mail : rajabahadur@gmail.com

Website : www.rajabahadur.com

CIN : L17120MH1926PLC001273



AUDITED STANDALONE FINANCIAL RESULTS FOR THE QUARTER AND YEAR ENDED 31ST MARCH 2024

(Rs. In Lakhs)


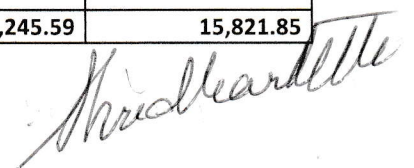
Sr.No.	Particulars	3 months ended 31/03/2024	3 months ended 31/12/2023	Corresponding 3 months ended in previous year 31/03/2023	Current year ended 31/03/2024	Previous year ended 31/03/2023
		(Audited)	(Unaudited)	(Audited)	(Audited)	(Audited)
1	Income from operation					
	(a) Revenue from Operations	579.84	657.62	399.21	2122.71	1887.74
	(b) Other Income	30.44	52.46	36.26	178.63	90.95
	Total Income	610.28	710.08	435.47	2301.34	1978.69
2	Expenses					
	(a) Cost of Materials consumed (including purchase of stock in trade)	2.02	5.00	(5.57)	12.06	262.55
	(b) Changes in inventories of finished goods, work-in-progress and stock-in-trade	(0.52)	-	2.10	0.36	315.80
	(c) Employee benefits expenses	40.93	54.00	53.69	246.85	260.96
	(d) Finance costs	191.12	304.16	296.67	1009.51	931.62
	(e) Depreciation and amortisation expenses	51.52	45.54	28.10	160.87	111.30
	(f) Other expenses	72.24	207.21	262.63	706.52	785.25
	Total Expenses	357.32	615.90	637.62	2136.17	2667.47
3	Profit / (Loss) before Tax (1-2)	252.97	94.18	(202.15)	165.17	(688.78)
4	Tax expenses					
	(a) Current tax			-	-	-
	(b) Deferred Tax Liabilities (Assets)	62.82	26.61	(28.82)	39.29	(62.05)
	(c) Income Tax (excess) Provision of Earlier Years			-	-	-
	(d) MAT credit written off of Earlier Years			-	-	-
	Total Tax Expense	62.82	26.61	(28.82)	39.29	(62.05)
5	Net Profit / (Loss) after Tax (3-4)	190.15	67.56	(173.33)	125.88	(626.73)
6	Other Comprehensive income / (loss)					
	Item that will not be reclassified to profit or loss:					
	(a) Remeasurements of the defined benefit plans	(4.19)	1.60	(2.24)	(10.79)	1.55
	(b) Equity Instruments through other comprehensive income	0.00	-	0.00	0.00	0.00
	(c) Deferred Tax relating to the above items	1.05	(0.40)	0.56	2.72	(0.39)
	Total Other Comprehensive income/(loss)	(3.14)	1.20	(1.68)	(8.08)	1.16
7	Total Comprehensive income / (loss)(5+6)	187.01	68.76	(175.01)	117.80	(625.57)
8	Paid-up equity shares capital (face value 100 each)	250.00	250.00	250.00	250.00	250.00
9	Reserve & Surplus (Excluding Revaluation reserve) as per Balance sheet	(251.17)	(438.17)		(251.17)	(368.97)
10	Earnings per share of Rs. 100 each (for period-not annualised)					
	(a) Basic	74.80	27.50	(70.00)	47.12	(250.22)
	(b) Diluted	74.80	27.50	(70.00)	47.12	(250.22)

Shudhant

STANDALONE STATEMENT OF ASSETS AND LIABILITIES

(Rs. In Lakhs)

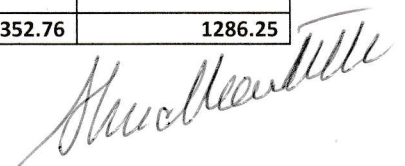
Particulars	As at 31st March 2024	As at 31st March 2023
	(Audited)	(Audited)
ASSETS		
Non-Current Assets		
Property, Plant and Equipment	9,230.68	4,848.53
Capital work-in-progress	3,468.06	5,185.85
Financial Assets		
- Investments	2.50	2.50
- Others	11.10	11.10
Deferred Tax Assets (net)	1,733.32	1,769.89
Income Tax Assets (net)	-	-
TOTAL (A)	14,445.66	11,817.86
Current Assets		
Inventories	6.39	52.77
Financial Assets		
- Investments	657.41	326.21
- Cash and cash equivalents	352.76	1,286.25
- Loans	4.46	3.49
- Trade receivables	990.44	656.39
Other Current Assets	1,788.47	1,678.88
TOTAL (B)	3,799.94	4,003.99
TOTAL ASSETS (A) + (B)	18,245.59	15,821.85
EQUITY AND LIABILITIES		
EQUITY		
Equity Share Capital	250.00	250.00
Other Equity	979.45	861.65
TOTAL (A)	1,229.45	1,111.65
LIABILITIES		
Non-Current Liabilities		
Financial Liabilities		
- Borrowings	13,292.29	10,660.20
- Others	475.84	330.32
Deferred Tax Liabilities (net)		
Provisions	9.07	6.45
Other Liabilities	162.28	164.57
TOTAL (B)	13,939.47	11,161.54
Current Liabilities		
Financial Liabilities		
- Short term borrowings	1,962.78	2,001.38
- Trade payables	681.24	1,147.22
- Others	193.17	106.84
Provisions	150.02	131.22
Other Current Liabilities	89.46	162.00
Current Tax Liabilities (Net)	-	-
TOTAL (C)	3,076.67	3,548.66
TOTAL EQUITY AND LIABILITIES (A) + (B) + (C)	18,245.59	15,821.85

STANDALONE STATEMENT OF CASH FLOW

(Rs. In Lakhs)

Particulars	As at 31st March 2024	As at 31st March 2023
	(Audited)	(Audited)
A. CASH FLOWS FROM OPERATING ACTIVITIES		
Operating Profit Before Exceptional Item	165.17	(688.78)
Adjustments for:-		
Depreciation and amortization expense	160.87	111.30
Profit from Exchange of Assets	20.19	0.00
Dividend income	(0.08)	(0.05)
Net Gain/loss on Financial Assets FVTPL	(44.75)	(30.39)
Net Gain/loss on sale of Fixed Assets	0.00	0.00
Interest income	(109.59)	(37.29)
Finance cost	1009.51	931.62
Operating Profit Before Changes in Assets and Liabilities	1201.32	286.40
Changes in Assets and Liabilities		
Inventories	46.38	638.65
Loan & Other financial assets	(0.98)	(1.93)
Trade Receivable	(334.05)	599.88
other current assets	(109.59)	(762.28)
Trade payables	(465.98)	293.55
Other financial liabilities	231.85	(271.64)
Non financial liabilities and provisions	(53.42)	134.41
Cash generated from operations	(685.80)	630.65
Direct taxes paid (Net of refunds received)	(10.79)	1.55
NET CASH GENERATED BY OPERATING ACTIVITIES	504.73	918.61
B. CASH FLOWS FROM INVESTING ACTIVITIES		
Investment in fixed assets & Capital Work in Progress	(2915.44)	(3705.57)
Proceed from Exchange of Assets	(20.19)	0.00
Dividend Received	0.08	0.05
Investment in Mutual Fund	(331.20)	136.57
Sales of Fixed assets	90.19	0.00
Net Gain/loss on Financial Assets FVTPL	44.75	30.39
Interest received	109.59	37.29
NET CASH (PROVIDED BY) INVESTING ACTIVITIES	(3022.21)	(3501.27)
C. CASH FLOWS FROM FINANCING ACTIVITIES		
Proceeds from non current borrowings	0.00	0.00
Repayment of non current borrowings	2632.09	5221.64
Proceeds from / (repayment of) current borrowings (net)	(38.59)	(539.69)
Interest paid	(1009.51)	(931.62)
NET CASH (USED IN) FINANCING ACTIVITIES	1,583.99	3,750.33
NET INCREASE/(DECREASE) IN CASH AND CASH EQUIVALENTS (A+B+C)	(933.49)	1167.67
CASH AND CASH EQUIVALENTS AT THE BEGINNING OF THE YEAR	1286.25	118.59
CASH AND CASH EQUIVALENTS AT THE END OF THE YEAR	352.76	1286.25
COMPONENTS OF CASH AND CASH EQUIVALENTS		
Balances with Banks in:-		
- Current Accounts	351.78	1283.72
- Cash on hand	0.97	2.54
TOTAL CASH AND CASH EQUIVALENTS	352.76	1286.25



NOTES:

- 1 The audited standalone Financial Results for the quarter and year ended 31st March 2024 have been reviewed by the Audit Committee and approved by the Board of Directors at its meeting held on 28th May 2024.
- 2 The figures for the quarter ended 31st March 2024 are the balancing figures between the audited financial result for FY 23-24 and last published results
- 3 The results are prepared in accordance with the Indian Accounting Standards(IND-AS) as prescribed under section 133 of the Companies Act 2013.
- 4 Since the nature of the Real Estate Business of the Company is such that Profit/ (Loss) does not necessarily accrue evenly over the period, the result of the quarter may not be Representative of the Profit / (Loss) for the period.
- 5 Previous year figures have been regrouped/ rearranged wherever necessary.
- 6 The audited standalone financial results will be posted on the website of the company www.rajabahadur.com and will be also available on website of the Bombay stock exchange.

Place : Mumbai
Date : 28/05/2024



Shridhar Pittie
(Chairman & Managing Director)
DIN:00562400



Independent Auditor's Report on Audited standalone Quarterly Financial Results and Year to Date Results of the Raja Bahadur International Limited Pursuant to the Regulation 33 of the SEBI (Listing Obligations and Disclosure Requirements) Regulations, 2015

To
The Board Of Directors Of Raja Bahadur International Limited
Report on the Audit of the Standalone Financial Results

Opinions

1. We have audited the accompanying standalone quarterly financial results of RAJA BAHADUR INTERNATIONAL LIMITED (the company) for the quarter ended 31st March, 2024 and the year to date results for the period from 01st April, 2023 to 31st March, 2024 attached herewith, being submitted by the company pursuant to the requirement of Regulation 33 of the SEBI (Listing Obligations and Disclosure Requirements) Regulations, 2015, as amended ("Listing Regulations").
2. In our opinion and to the best of our information and according to the explanations given to us these standalone financial results:
 - i. are presented in accordance with the requirements of Regulation 33 of the Listing Regulations in this regard; and
 - ii. give a true and fair view in conformity with the recognition and measurement principles laid down in the applicable accounting standards and other accounting principles generally accepted in India of the net profit and other comprehensive income and other financial information for the quarter ended 31st March, 2024 as well as the year to date results for the period from 01st April, 2023 to 31st March, 2024

Basis for Opinion

3. We conducted our audit in accordance with the Standards on Auditing (SAs) specified under section 143(10) of the Companies Act, 2013 (the Act). Our responsibilities under those Standards are further described in the Auditor's Responsibilities for the Audit of the Standalone Financial Results section of our report. We are independent of the Company in accordance with the Code of Ethics issued by the Institute of Chartered Accountants of India together with the ethical requirements that are relevant to our audit of the financial results under the provisions of the Companies Act, 2013 and the Rules thereunder, and we have fulfilled our other ethical responsibilities in accordance with these requirements and the Code of Ethics. We believe that the audit evidence we have obtained is sufficient and appropriate to provide a basis for our opinion.




Management's Responsibilities for the Standalone Financial Results

4. These quarterly financial results as well as the year to date standalone financial results have been prepared on the basis of the standalone annual financial statements. The Company's Board of Directors are responsible for the preparation of these financial results that give a true and fair view of the net profit/loss and other comprehensive income and other financial information in accordance with the recognition and measurement principles laid down in Indian Accounting Standard 133 of the Act read with, relevant rules issued thereunder and other accounting principles generally accepted in India and in compliance with Regulation 33 of the Listing Regulations. This responsibility also includes maintenance of adequate accounting records in accordance with the provisions of the Act for safeguarding of the assets of the Company and for preventing and detecting frauds and other irregularities; selection and application of appropriate accounting policies; making judgments and estimates that are reasonable and prudent; and design, implementation and maintenance of adequate internal financial controls that were operating effectively for ensuring the accuracy and completeness of the accounting records, relevant to the preparation and presentation of the standalone financial results that give a true and fair view and are free from material misstatement, whether due to fraud or error.
5. In preparing the standalone annual financial results, the Board of Directors are responsible for assessing the Company's ability to continue as a going concern, disclosing, as applicable, matters related to going concern and using the going concern basis of accounting unless the Board of Directors either intends to liquidate the Company or to cease operations, or has no realistic alternative but to do so.
6. The Board of Directors are also responsible for overseeing the Company's financial reporting process.

Auditor's Responsibilities for the Audit of the Standalone Financial Results

7. Our objectives are to obtain reasonable assurance about whether the standalone financial results as a whole are free from material misstatement, whether due to fraud or error, and to issue an auditor's report that includes our opinion. Reasonable assurance is a high level of assurance, but is not a guarantee that an audit conducted in accordance with SAs will always detect a material misstatement when it exists. Misstatements can arise from fraud or error and are considered material if, individually or in the aggregate, they could reasonably be expected to influence the economic decisions of users taken on the basis of these standalone annual financial results.
8. As part of an audit in accordance with SAs, we exercise professional judgment and maintain professional skepticism throughout the audit. We also:
 - Identify and assess the risks of material misstatement of the standalone financial results, whether due to fraud or error, design and perform audit procedures responsive to those risks, and obtain audit evidence that is sufficient and appropriate to provide a basis for our opinion. The risk of not detecting a material misstatement resulting from fraud is higher than for one resulting from error, as fraud may involve collusion, forgery, intentional omissions, misrepresentations, or the override of internal control.
 - Obtain an understanding of internal control relevant to the audit in order to design audit procedures that are appropriate in the circumstances, but not for the purpose of expressing an opinion on the effectiveness of the company's internal control.
 - Evaluate the appropriateness of accounting policies used and the reasonableness of accounting estimates and related disclosures made by the Board of Directors.
 - Conclude on the appropriateness of the Board of Directors' use of the going concern basis of accounting and, based on the audit evidence obtained, whether a material uncertainty exists related to events or



conditions that may cast significant doubt on the Company's ability to continue as a going concern. If we conclude that a material uncertainty exists, we are required to draw attention in our auditor's report to the related disclosures in the financial results or, if such disclosures are inadequate, to modify our opinion. Our conclusions are based on the audit evidence obtained up to the date of our auditor's report. However, future events or conditions may cause the Company to cease to continue as a going concern.


- Evaluate the overall presentation, structure and content of the standalone financial results, including the disclosures, and whether the financial results represent the underlying transactions and events in a manner that achieves fair presentation.
9. We communicate with those charged with governance regarding, among other matters, the planned scope and timing of the audit and significant audit findings, including any significant deficiencies in internal control that we identify during our audit.
10. We also provide those charged with governance with a statement that we have complied with relevant ethical requirements regarding independence, and to communicate with them all relationships and other matters that may reasonably be thought to bear on our independence, and where applicable, related safeguards.

Other Matter

11. The standalone annual financial results include the results for the quarter ended 31st March, 2024 and the corresponding quarter ended in the previous year being the balancing figure between the audited figures in respect of the full financial year and the published unaudited year to date figures up to the third quarter of the relevant financial year which were subject to limited review by us.

Place: Ahmedabad
Date: 28th May, 2024

For JAIN P.C. & ASSOCIATES
Chartered Accountants



Karan Ranka

KARAN RANKA
(Partner)

Membership No. 136171
Firm Reg. No. 126313W
UDIN: 24136171BKEYQL6179

Raja Bahadur International Ltd.

Regd. & Corporate Office :

Hamam House, Ambalal Doshi Marg, Mumbai - 400 001, INDIA.

Phone : 022-22654278 Fax : 022-22655210

E-mail : rajabahadur@gmail.com

Website : www.rajabahadur.com

CIN : L17120MH1926PLC001273



AUDITED CONSOLIDATED FINANCIAL RESULTS FOR THE QUARTER AND YEAR ENDED 31ST MARCH 2024

Rs. In Lakhs

Sr.No.	Particulars	3 months ended 31/03/2024	3 months ended 31/12/2023	Corresponding 3 months ended in previous year 31/03/2023	Current year ended 31/03/2024	Previous year ended 31/03/2023
		Audited	Unaudited	Audited	Audited	Audited
1	Income from operation					
	(a)Revenue from Operations	579.84	657.62	399.21	2,122.71	1,887.74
	(b)Other Income	36.63	52.46	37.00	184.83	94.25
	Total Income	616.47	710.08	436.21	2,307.54	1,981.99
2	Expenses					
	(a)Cost of Materials consumed (including purchase of stock in trade)	2.03	5.00	(5.57)	12.06	262.55
	(b) Changes in inventories of finished goods, work-in-progress and stock- in -trade	(0.52)	-	(183.80)	0.36	129.90
	(c)Employee benefits expenses	40.91	54.01	53.79	246.85	261.40
	(d)Finance costs	190.20	304.16	296.71	1,009.51	931.88
	(e)Depreciation and amortisation expenses	52.10	46.13	28.71	163.24	113.78
	(f)Other expenses	73.08	206.63	264.57	713.07	791.30
	Total Expenses	357.81	615.93	454.41	2,145.10	2,490.82
3	Profit /(Loss) before Tax (1-2)	258.66	94.15	(18.19)	162.44	(508.83)
4	Tax expenses					
	(a)Current tax			-	-	-
	(b)Deferred Tax Laibilities (Assets)	63.94	26.52	(29.76)	38.45	(63.87)
	(c)Income Tax (excess) Provision of Earlier Years			-	-	-
	(d) MAT credit Written off of Earlier Years			-	-	-
	Total Tax expense	63.94	26.52	(29.76)	38.45	(63.87)
5	Net Profit / (Loss) after Tax (3-4)	194.72	67.63	11.56	123.99	(444.95)
6	Other Comprehensive income/ (loss)					
	Item that will not be reclassified to profit or loss:					
	(a)Remeasurements of the defined benefit plans	(4.19)	1.60	(2.14)	(10.79)	1.88
	(b)Equity Instruments through other comprehensive income		-	-	-	-
	(c)Deferred Tax relating to the above items	1.06	(0.40)	0.54	2.72	(0.47)
	Total Other Comprehensive income/(loss)	(3.14)	1.20	(1.60)	(8.08)	1.41
7	Total Comprehensive income / (loss)(5+6)	191.58	68.82	9.96	115.91	(443.54)
8	Paid-up equity shares capital (face value ` 100 each)	250.00	250.00	250.00	250.00	250.00
9	Reserve & Surplus(Excluding Revaluation reserv) as per Balance sheet	(207.14)	(398.73)		(207.14)	(323.05)
10	Earnings per share of Rs. 100 each (for period-not annualised)					
	(a)Basic	76.63	27.53	3.98	46.37	(177.42)
	(b)Diluted	76.63	27.53	3.98	46.37	(177.42)



Mudhar...

Consolidated Statement of Cash Flows		(Rs. in Lakhs)	
Particulars	For the year ended 31 March 2024	For the year ended 31 March 2023	
A. CASH FLOWS FROM OPERATING ACTIVITIES			
Operating Profit before Exceptional Item	53.01	(508.83)	
Adjustments for:	0.00	0.00	
Tax	2.75	1.82	
(Profit)/ Loss from Exchange of Assets	20.19	0.00	
Depreciation and amortization expense	163.24	113.78	
Dividend income	(0.08)	(0.05)	
Net Gain/loss on sale of Fixed Assets	(44.75)	(30.39)	
Other Comprehensive Income	0.00	0.24	
Interest income	(109.59)	(37.29)	
Finance cost	1096.96	931.88	
Operating profit before changes in assets and liabilities	1181.74	471.18	
Changes in assets and liabilities			
Inventories	46.38	452.75	
Loan & Other financial assets	(0.98)	(4.11)	
Trade Receivable	(332.03)	666.08	
other current assets	(59.24)	(764.30)	
Trade payables	(459.62)	242.05	
Other financial liabilities	230.60	(273.50)	
Non financial liabilities and provisions	(102.97)	133.65	
Cash generated from operations	(677.87)	452.62	
Direct taxes paid (Net of refunds received)	(13.54)	(0.19)	
NET CASH GENERATED BY OPERATING ACTIVITIES	490.33	923.61	
B. CASH FLOWS FROM INVESTING ACTIVITIES			
Investment in Fixed assets & Capital work in progress	(2915.44)	(3705.57)	
Proceed from Exchange of Assets	(20.19)	0.00	
Dividend Received	0.08	0.05	
Redemption of Mutual Fund	(331.20)	136.57	
Sales of Fixed assets	90.19	0.00	
Net Gain/loss on Financial Assets FVTPL	44.75	30.39	
Interest received	109.59	37.29	
NET CASH (PROVIDED BY) INVESTING ACTIVITIES	(3022.21)	(3501.27)	
C. CASH FLOWS FROM FINANCING ACTIVITIES			
Proceeds from non current borrowings	0.00	(1.25)	
Repayment of non current borrowings	2733.94	5221.64	
Proceeds from / (repayment of) current borrowings (net)	(39.85)	(541.99)	
Interest paid	(1096.96)	(931.88)	
NET CASH (USED IN) FINANCING ACTIVITIES	1597.14	3746.52	
NET INCREASE/(DECREASE) IN CASH AND CASH EQUIVALENTS (A+B+C)			
	(934.75)	1168.86	
CASH AND CASH EQUIVALENTS AT THE BEGINNING OF THE YEAR	1292.14	123.28	
CASH AND CASH EQUIVALENTS AT THE END OF THE YEAR	357.39	1,292.13	
COMPONENTS OF CASH AND CASH EQUIVALENTS			
Balances with banks in:			
- Current Accounts	354.92	1288.11	
- Cash on hand	2.47	4.03	
TOTAL CASH AND CASH EQUIVALENTS	357.39	1,292.14	



Mudhekar



AUDITED CONSOLIDATED STATEMENT OF ASSETS AND LIABILITIES		(Rs. in Lakhs)	
Particulars	As at 31 March 2024	As at 31 March 2023	
ASSETS			
Non-Current Assets			
Property, Plant and Equipment	9,237.22	4,857.44	
Capital work-in-progress	3,468.06	5,185.85	
Goodwill	0.15	0.15	
Financial Assets			
- Investments			
- Others	11.10	11.10	
Deferred Tax Assets (net)	1,740.49	1,776.22	
TOTAL (A)	14,457.02	11,830.75	
Current assets			
Inventories	6.39	52.77	
Financial Assets			
- Investments	657.41	326.21	
- Cash and cash equivalents	357.39	1,292.14	
- Loans	4.47	3.49	
Trade Receivables	990.44	656.39	
Other Current Assets	1,824.01	1,715.87	
TOTAL (B)	3,840.12	4,046.87	
TOTAL ASSETS (A) + (B)	18,297.13	15,877.62	
EQUITY AND LIABILITIES			
EQUITY			
Equity Share Capital	250.00	250.00	
Other Equity	1,023.48	907.57	
TOTAL (A)	1,273.48	1,157.57	
LIABILITIES			
Non-Current Liabilities			
Financial Liabilities			
- Borrowings	13,292.29	10,660.20	
- Others	475.84	330.32	
Provisions	9.07	6.45	
Deferred Tax Liabilities (net)			
Other Liabilities	162.28	164.57	
TOTAL (B)	13,939.47	11,161.54	
Current Liabilities			
Financial Liabilities			
- Short term borrowings	1,962.78	2,002.63	
- Trade payables	687.76	1,155.03	
- Others	194.11	107.56	
Provisions	150.02	131.22	
Other Current Liabilities	89.50	162.07	
Current Tax Liabilities (Net)			
TOTAL (C)	3,084.18	3,558.51	
TOTAL EQUITY AND LIABILITIES (A) + (B) + (C)	18,297.13	15,877.62	



Muhammad Pittie

NOTES:

- 1 The audited consolidated financial results for quarter and year ended 31st March 2024 have been reviewed by the Audit Committee and approved by the Board of Directors at its meeting held on 28th May 2024.
- 2 The figures for the quarter ended 31st March 2024 are the balancing figures between the audited financial result for FY 23-24 and last published results.
- 3 The results are prepared in accordance with the Indian Accounting Standards(IND-AS) as prescribed under section 133 of the Companies Act 2013.
- 4 Since the nature of the Real Estate Business of the Company is such that Profit/ (Loss) does not necessarily accrue evenly over the period, the result of the quarter may not be Representative of the Profit / (Loss) for the period.
- 5 Previous year figures have been regrouped/ rearranged wherever necessary.
- 6 The audited consolidated financial results will be posted on the website of the company www.rajabahadur.com and will be also available on website of the Bombay stock exchange.

Place : Mumbai
Date : 28/05/2024




Shridhar Pittie
(Chairman & Managing Director)
DIN: 00562400



Independent Auditor's Report on Audited consolidated Quarterly Financial Results and Year to Date Results of the Raja Bahadur International Limited Pursuant to the Regulation 33 of the SEBI (Listing Obligations and Disclosure Requirements) Regulations, 2015


To
The Board of Directors of Raja Bahadur International Limited
Report On the Audit of the Consolidated Financial Results

Opinion

1. We have audited the accompanying consolidated quarterly financial results of RAJA BAHADUR INTERNATIONAL LIMITED (hereinafter referred to as the "Holding Company") and its subsidiary (the Holding Company and its subsidiary together referred to as "the Group") for the quarter ended 31st March, 2024 and the year to date results for the period from 01st April, 2023 to 31st March, 2024 attached herewith, being submitted by the Holding Company pursuant to the requirement of Regulation 33 of the SEBI (Listing Obligations and Disclosure Requirements) Regulations, 2015, as amended ("Listing Regulations").
2. In our opinion and to the best of our information and according to the explanations given to us these consolidated financial results:
 - i. include the annual financial results of the following entity :
 - Raja Bahadurs Realty Limited
 - ii. are presented in accordance with the requirements of Regulation 33 of the Listing Regulations in this regard; and
 - iii. give a true and fair view in conformity with the recognition and measurement principles laid down in the applicable accounting standards prescribed under section 133 of the Companies Act, 2013 (the "Act") and other accounting principles generally accepted in India of the net profit and other comprehensive income and other financial information of the group, and its associate entity for the quarter ended 31st March, 2024 as well as the year to date results for the period from 01st April, 2023 to 31st March, 2024 and the consolidated statement of assets and liabilities and the consolidated statement of cash flows as at and for the year ended on that date.

Basis for Opinion

3. We conducted our audit in accordance with the Standards on Auditing (SAs) specified under section 143(10) of the Companies Act, 2013 (the Act). Our responsibilities under those Standards are further described in the Auditor's Responsibilities for the Audit of the Consolidated Financial Results section of our report. We are independent of the Company in accordance with the Code of Ethics issued by the




Institute of Chartered Accountants of India together with the ethical requirements that are relevant to our audit of the financial results under the provisions of the Companies Act, 2013 and the Rules thereunder, and we have fulfilled our other ethical responsibilities in accordance with these requirements and the Code of Ethics. We believe that the audit evidence we have obtained is sufficient and appropriate to provide a basis for our opinion.

Management's Responsibilities for the Consolidated Financial Results

4. These quarterly financial results as well as the year to date consolidated financial results have been prepared on the basis of the consolidated annual financial statements. The Holding Company's Board of Directors are responsible for the preparation of these financial results that give a true and fair view of the net profit/loss and other comprehensive income and other financial information of the Group including its associate entity and the consolidated statement of assets and liabilities and the consolidated statement of cash flows in accordance with the recognition and measurement principles laid down in Indian Accounting Standard 133 of the Act read with, relevant rules issued thereunder and other accounting principles generally accepted in India and in compliance with Regulation 33 of the Listing Regulations. The respective Board of Directors of the companies included in the Group and of its associate entity are responsible for maintenance of adequate accounting records in accordance with the provisions of the Act for safeguarding of the assets of the Group and its associate entity and for preventing and detecting frauds and other irregularities; selection and application of appropriate accounting policies; making judgments and estimates that are reasonable and prudent; and the design, implementation and maintenance of adequate internal financial controls, that were operating effectively for ensuring accuracy and completeness of the accounting records, relevant to the preparation and presentation of the consolidated financial statements that give a true and fair view and are free from material misstatement, whether due to fraud or error, which have been used for the purpose of preparation of the consolidated financial results by the Directors of the Holding Company, as aforesaid.
5. In preparing the consolidated financial results, the respective Board of Directors of the companies included in the Group are responsible for assessing the ability of the Group to continue as a going concern, disclosing, as applicable, matters related to going concern and using the going concern basis of accounting unless the respective Board of Directors either intends to liquidate the Group and its associate entity or to cease operations, or has no realistic alternative but to do so.
6. The respective Board of Directors of the companies included in the Group are responsible for overseeing the financial reporting process of the Group.


Auditor's Responsibilities for the Audit of the Consolidated Financial Results

7. Our objectives are to obtain reasonable assurance about whether the consolidated financial results as a



whole are free from material misstatement, whether due to fraud or error, and to issue an auditor's report that includes our opinion. Reasonable assurance is a high level of assurance, but is not a guarantee that an audit conducted in accordance with SAs will always detect a material misstatement when it exists. Misstatements can arise from fraud or error and are considered material if, individually or in the aggregate, they could reasonably be expected to influence the economic decisions of users taken on the basis of these consolidated financial results.

8. As part of an audit in accordance with SAs, we exercise professional judgment and maintain professional skepticism throughout the audit. We also:
 - Identify and assess the risks of material misstatement of the consolidated financial results, whether due to fraud or error, design and perform audit procedures responsive to those risks, and obtain audit evidence that is sufficient and appropriate to provide a basis for our opinion. The risk of not detecting a material misstatement resulting from fraud is higher than for one resulting from error, as fraud may involve collusion, forgery, intentional omissions, misrepresentations, or the override of internal control.
 - Obtain an understanding of internal control relevant to the audit in order to design audit procedures that are appropriate in the circumstances, but not for the purpose of expressing an opinion on the effectiveness of the company's internal control.
 - Evaluate the appropriateness of accounting policies used and the reasonableness of accounting estimates and related disclosures made by the Board of Directors.
 - Conclude on the appropriateness of the Board of Directors' use of the going concern basis of accounting and, based on the audit evidence obtained, whether a material uncertainty exists related to events or conditions that may cast significant doubt on the Company's ability to continue as a going concern. If we conclude that a material uncertainty exists, we are required to draw attention in our auditor's report to the related disclosures in the financial results or, if such disclosures are inadequate, to modify our opinion. Our conclusions are based on the audit evidence obtained up to the date of our auditor's report. However, future events or conditions may cause the Company to cease to continue as a going concern.
 - Evaluate the overall presentation, structure and content of the consolidated financial results, including the disclosures, and whether the financial results represent the underlying transactions and events in a manner that achieves fair presentation.
 - Obtain sufficient appropriate audit evidence regarding the financial results of the entities within the Group to express an opinion on the consolidated financial results. We are responsible for the direction, supervision and performance of the audit of financial information of such entities included in the consolidated financial results of which we are the independent auditors. We remain solely responsible for our audit opinion.
9. We communicate with those charged with governance of the Holding Company and such other entities included in the consolidated financial results of which we are the independent auditors regarding, among other matters, the planned scope and timing of the audit and significant audit findings, including any



significant deficiencies in internal control that we identify during our audit. We also provide those charged with governance with a statement that we have complied with relevant ethical requirements regarding independence, and to communicate with them all relationships and other matters that may reasonably be thought to bear on our independence, and where applicable, related safeguards.

10. We also performed procedures in accordance with the circular issued by the SEBI under Regulation 33(8) of the Listing Regulations, as amended, to the extent applicable.

Other Matters

11. The consolidated Financial Results include the audited Financial Results of Raja Bahadurs Realty Limited, subsidiary, whose Financial Results reflect Group's share of total assets of Rs. 58.98 Lacs as at 31st March 2024, Group's share of total revenue of Rs.6.20 Lacs and Group's share of total net (loss) after tax of Rs.(1.89) Lacs for the period from 1st April 2023 to 31st March 2024 , as considered in the consolidated Financial Results, which have been audited by us.

Place: Ahmedabad
Date: 28th May, 2024



For JAIN P.C. & ASSOCIATES
Chartered Accountants

KARAN RANKA
(Partner)

Membership No. 136171
Firm Reg. No. 126313W
UDIN:24136171BKEYQM2606

Raja Bahadur International Ltd.

Regd. & Corporate Office :

Hamam House, Ambalal Doshi Marg, Mumbai - 400 001, INDIA.

Phone : 022-22654278 Fax : 022-22655210

E-mail : rajabahadur@gmail.com

Website : www.rajabahadur.com

CIN : L17120MH1926PLC001273



Date: May 28, 2024

To
The Deputy Manager
(Listing - CRD)
BSE Limited
PJ Tower, Dalal Street,
Mumbai-400001

Scrip code: 503127

Sub: Declaration of unmodified opinion

Dear Sir,

The Company hereby declares and confirms that the Audit Report of the Auditors of the Company is with unmodified opinion in respect of Audited Financial Results (Standalone and Consolidated) for the year ended March 31, 2024.

Thanking you.

Yours faithfully,

For **Raja Bahadur International Limited**

A handwritten signature in black ink, appearing to read "Shridhar Pittie", is written over the printed name.

Shridhar Pittie

Chairman & Managing Director

DIN :- 00562400

Raja Bahadur International Ltd.

Regd. & Corporate Office :

Hamam House, Ambalal Doshi Marg, Mumbai - 400 001, INDIA.

Phone : 022-22654278 Fax : 022-22655210

E-mail : rajabahadur@gmail.com

Website : www.rajabahadur.com

CIN : L17120MH1926PLC001273



Date:- 28.05.2024

To
The Deputy Manager
(Listing - CRD)
BSE Limited
PJ Tower, Dalal Street,
Mumbai-400001

Scrip code: 503127

Sub: In reference to SEBI Circular No. SEBI/HO/DDHS/DDHS-RACPODI/CIR/ 2023/172 dated October 19, 2023 related to Large Corporates the following details are provided for financial year ended March 31, 2024.

Sr. No.	Particulars	Details
1.	Outstanding Qualified Borrowings at the start of the financial year (Rs. In Crores)	108.40 Crores
2.	Outstanding Qualified Borrowings at the end of the financial year (Rs. In crores)	136.44 Crores
3.	Highest credit rating of the company relating to the unsupported bank borrowings or plain vanilla bonds, which have no structuring/ support built in	-
4.	Incremental borrowing done during the year (qualified borrowing) (Rs. In Crores)	28.04 Crores
5.	Borrowings by way of issuance of debt securities during the year (Rs. In Crores)	-

Thanking you.

Yours faithfully,

For **Raja Bahadur International Limited**

A handwritten signature in blue ink, appearing to read "Shridhar Pittie", is written over a light blue horizontal line.

Shridhar Pittie

Chairman & Managing Director

DIN :- 00562400