



Corporate Office & Communication Address:

401 Aza House, 24, Turner Road, Bandra (W), Mumbai 400 050. Website: www.panamapetro.com
Phone : 91-22-42177777 | Fax : 91-22-42177788 | E-mail : ho@panamapetro.com
CIN No. L23209GJI982PLC005062

May 30, 2022

Bombay Stock Exchange Limited Pjjiroze Jeejeebhoy Towers, Dalal Street, Fort, Mumbai 400 001 Scrip Code: 524820	National Stock Exchange of India Limited, Exchange Plaza, 5 th Floor, Plot No. C/1 G Block, Bandra-Kurla Complex Bandra (E), Mumbai-400 051 Scrip Symbol : PANAMAPET
--	--

Sub.: Outcome of the Board Meeting

Dear Sir/Madam,

In continuation of our letter dated May 17, 2022, we write to inform you that the Board of Directors of the Company at its meeting held today inter-alia:

1. Approved and taken on record the standalone and consolidated audited financial results for the quarter/year ended March 31, 2022 and the audited financial statements (standalone and consolidated) for the year ended March 31, 2022.
2. Recommended a Final Dividend @ Rs 6 per equity share of Rs. 2/- each for the financial year ended March 31, 2022. The dividend on Equity Shares, if approved by the shareholders, shall be paid or warrants thereof will be dispatched within two weeks from the conclusion of the ensuing Annual General Meeting.

Pursuant to Regulation 33 of SEBI (Listing Obligations and Disclosure Requirements) Regulations, 2015, we enclose the following:

- a. Copy of audited financial results (standalone and consolidated) for the quarter and year ended March 31, 2022; and
- b. Auditors' Report on the Audited financial results- standalone and consolidated.

Pursuant to Regulation 33 of SEBI (Listing Obligations and Disclosure Requirements) Regulations, 2015 we hereby confirm that the reports of the auditors are with unmodified opinion with respect to the audited (standalone and consolidated) financial results of the company for the quarter/year ended March 31, 2022.

The Board meeting commenced at 11 A.M and concluded at 11:58 A.M

We request you to kindly bring the above information to the notice of members.

Thanking You,

For Panama Petrochem Limited




Gayatri Sharma
Company Secretary & Compliance officer

Copy to : **The Luxembourg Stock Exchange**



Independent Auditor's Report on Ind AS Standalone Financial Results of Panama Petrochem Limited, pursuant to the Regulation 33 of the SEBI (Listing Obligations and Disclosure Requirements) Regulations, 2015

To The Board of Directors of
Panama Petrochem Limited

Report on the audit of the Standalone Financial Results

Opinion:


We have audited the accompanying statements of financial results of **Panama Petrochem Limited** (the "Company") for the quarter and year ended 31 March 2022 together with notes thereon (the "Financial Statement") attached herewith being submitted by the Company pursuant to the requirement of Regulation 33 of the Securities and Exchange Board of India (Listing Obligations and Disclosure Requirements) Regulations, 2015, as amended (the "Listing Regulations, 2015").

In our opinion and to the best of our information and according to the explanations given to us, these financial results:

- a. are presented in accordance with the requirements of Regulation 33 of the Listing Regulations, 2015; and
- b. gives a true and fair view in conformity with Indian Accounting Standards prescribed under Section 133 of the Companies Act 2013 (the "Act") read with relevant rules issued there under and other accounting principles generally accepted in India of the net profit and total comprehensive income and other financial information of the Company for the quarter and year ended 31 March 2022.

Basis for Opinion:

We conducted our audit of the Statement in accordance with the Standards on Auditing ("SA"s) specified under Section 143(10) of the Act. Our responsibilities under those Standards are further described in the Auditor's Responsibilities for the Audit of the Standalone Financial Results section of our report. We are independent of the Company in accordance with the Code of Ethics issued by the Institute of Chartered Accountants of India ("ICAI") together with the ethical requirements that are relevant to our audit of the Standalone Financial Results under the provisions of the Act and the Rules thereunder, and we have fulfilled our other ethical responsibilities in accordance with these requirements and the ICAI's Code of Ethics.





We believe that the audit evidence obtained by us is sufficient and appropriate to provide a basis for our audit opinion on the standalone financial statements.

Management's Responsibilities for the Standalone Financial Results:

These financial results, which is the responsibility of the Company's Management and approved by the Board of Directors, has been compiled from the related audited standalone financial statements for the year ended 31 March 2022. The Company's Board of Directors are responsible for the preparation and presentation of the Standalone Financial Results that give a true and fair view of the net profit and other comprehensive income and other financial information in accordance with the recognition and measurement principles laid down in Ind AS, prescribed under Section 133 of the Act, read with relevant rules issued thereunder and other accounting principles generally accepted in India and in compliance with Regulation 33 of the Listing Regulations. This responsibility also includes maintenance of adequate accounting records in accordance with the provisions of the Act for safeguarding the assets of the Company and for preventing and detecting frauds and other irregularities; selection and application of appropriate accounting policies; making judgments and estimates that are reasonable and prudent; and the design, implementation and maintenance of adequate internal financial controls that were operating effectively for ensuring the accuracy and completeness of the accounting records, relevant to the preparation and presentation of the Standalone Financial Results that give a true and fair view and is free from material misstatement, whether due to fraud or error.

In preparing the Standalone Financial Results, the Board of Directors are responsible for assessing the Company's ability, to continue as a going concern, disclosing, as applicable, matters related to going concern and using the going concern basis of accounting unless the Board of Directors either intends to liquidate the Company or to cease operations, or has no realistic alternative but to do so.


The Board of Directors are also responsible for overseeing the financials reporting process of the Company.

Auditor's Responsibilities

(a) Audit of the Standalone Financial Results for the quarter and year ended 31 March 2022:

Our objective is to obtain reasonable assurance about whether the Standalone Financial Results as a whole is free from material misstatement, whether due to fraud or error, and to issue an auditor's report that includes our opinion.

Reasonable assurance is a high level of assurance, but is not a guarantee that an audit conducted in accordance with SAs will always detect a material misstatement when it exists. Misstatements can arise from fraud or error and are considered material if, individually or in the





aggregate, they could reasonably be expected to influence the economic decisions of users taken on the basis of this Standalone Financial Results.

As part of an audit in accordance with SAs, we exercise professional judgment and maintain professional skepticism throughout the audit. We also:

- Identify and assess the risks of material misstatement of the Annual Standalone Financial Results, whether due to fraud or error, design and perform audit procedures responsive to those risks, and obtain audit evidence that is sufficient and appropriate to provide a basis for our opinion. The risk of not detecting a material misstatement resulting from fraud is higher than for one resulting from error, as fraud may involve collusion, forgery, intentional omissions, misrepresentations, or the override of internal control.
- Obtain an understanding of internal financial controls relevant to the audit in order to design audit procedures that are appropriate in the circumstances, but not for the purpose of expressing an opinion on the effectiveness of such controls.
- Evaluate the appropriateness of accounting policies used and the reasonableness of accounting estimates made by the Board of Directors.
- Evaluate the appropriateness and reasonableness of disclosures made by the Board of Directors in terms of the requirements specified under Regulation 33 of the Listing Regulations.
- Conclude on the appropriateness of the Board of Directors' use of the going concern basis of accounting and, based on the audit evidence obtained, whether a material uncertainty exists related to events or conditions that may cast significant doubt on the ability of the Company to continue as a going concern. If we conclude that a material uncertainty exists, we are required to draw attention in our auditor's report to the related disclosures in the Statement or, if such disclosures are inadequate, to modify our opinion. Our conclusions are based on the audit evidence obtained up to the date of our auditor's report. However, future events or conditions may cause the Company to cease to continue as a going concern.
- Evaluate the overall presentation, structure and content of the Standalone Financial Results, including the disclosures, and whether the Standalone Financial Results represent the underlying transactions and events in a manner that achieves fair presentation.
- Obtain sufficient appropriate audit evidence regarding the Standalone Financial Results of the Company to express an opinion on the Standalone Financial Results.

Materiality is the magnitude of misstatements in the Standalone Financial Results that, individually or in aggregate, makes it probable that the economic decisions of a reasonably knowledgeable user of the Standalone Financial Results may be influenced. We consider





quantitative materiality and qualitative factors in (i) planning the scope of our audit work and in evaluating the results of our work; and (ii) to evaluate the effect of any identified misstatements in the Standalone Financial Results.

We communicate with those charged with governance regarding, among other matters, the planned scope and timing of the audit and significant audit findings, including any significant deficiencies in internal control that we identify during our audit.

We also provide those charged with governance with a statement that we have complied with relevant ethical requirements regarding independence, and to communicate with them all relationships and other matters that may reasonably be thought to bear on our independence, and where applicable, related safeguards.

(b) Review of the standalone financials results for the quarter ended 31 March 2022:

We conducted our review of the Statement in accordance with the Standard on Review Engagements (SRE) 2410 "Review of Interim Financial Information Performed by the Independent Auditor of the Entity," issued by the Institute of Chartered Accountants of India. This standard requires that we plan and perform the review to obtain moderate assurance as to whether the financial statements are free of material misstatement.

Other Matters:


The statement includes the results for the quarter ended 31 March 2022 and 31 March 2021 being the balancing figure between audited figures in respect of the full financial year and the published year to date figures upto the third quarter of the relevant financial year which were subject to limited review by us.


Our report on the statement is not modified in respect of this matter.

For JMR & Associates LLP

Chartered Accountants

Firm Registration No. 106912W / W100300





CA. Nikesh Jain

Partner

Membership No. 114003

UDIN: 22114003AJVQCW9831

Mumbai: 30 May 2022

PANAMA PETROCHEM LIMITED

Regd Office - Plot No. 3303, G.I.D.C., Ankleshwar-393002

Corp. Office:- 4th Floor, Aza House, Turner Rd., Near Tawa Restaurant, Bandra (W), Mumbai - 50

CIN : L23209GJ1982PLC005062



PART I


AUDITED FINANCIAL RESULTS FOR THE QUARTER AND YEAR ENDED 31 MARCH 2022

₹ In Lakhs

STAND ALONE

Sr. No.	PARTICULARS	Quarter Ended			Year Ended	
		31 March	31 December	31 March	31 March	
		2022	2021	2021	2022	2021
		(Audited) *	(Unaudited)	(Audited) *	(Audited)	(Audited)
1	Income					
	(a) Revenue from operations	34,600.07	34,323.08	43,431.18	1,53,955.61	1,20,226.85
	(b) Other income	267.77	87.35	112.66	555.19	503.58
	Total Income	34,867.84	34,410.43	43,543.84	1,54,510.80	1,20,730.43
2	Expenses					
	(a) Cost of material consumed	24,776.15	25,292.23	30,473.16	1,13,653.44	89,563.61
	(b) Purchase of stock-in-trade	1,101.45	812.99	2,719.38	2,225.33	4,953.97
	(c) (Increase)/decrease in inventories of traded goods and finished goods	465.31	472.41	(594.49)	1,739.05	(2,548.09)
	(d) Employee benefits expense	238.57	324.80	821.64	2,018.91	2,512.63
	(e) Finance costs	87.12	101.08	131.80	423.75	579.75
	(f) Depreciation and amortization expense	139.17	137.98	126.41	543.82	495.59
	(g) Exchange (gain)/loss	218.79	(279.10)	30.68	6.59	(168.00)
	(h) Other expenditure	2,744.66	2,712.40	2,651.25	11,167.66	8,581.72
	Total Expenses	29,771.22	29,574.79	36,359.83	1,31,778.55	1,03,971.18
3	Profit before tax (1-2)	5,096.62	4,835.64	7,184.01	22,732.25	16,759.25
4	Tax Expense					
	(a) Current tax	1,295.00	1,190.00	1,780.20	5,740.75	4,211.70
	(b) Deferred tax	(46.94)	(112.32)	24.23	(148.41)	204.18
	Total tax expenses	1,248.06	1,077.68	1,804.43	5,592.34	4,415.88
5	Profit/(loss) for the period/year (3-4)	3,848.56	3,757.96	5,379.58	17,139.91	12,343.37
6	OTHER COMPREHENSIVE INCOME:					
	A) (i) Items that will not be reclassified subsequently to profit or loss	(12.19)	3.68	17.56	(1.15)	14.72
	(ii) Income tax relating to items that will not be reclassified to profit or loss	3.07	(0.93)	(4.43)	0.29	(3.71)
	B) (i) Items that will be reclassified to profit or loss	4.75	(0.77)	(1.02)	(0.70)	0.48
	(ii) Income tax relating to items that will be reclassified to profit or loss	(0.80)	0.20	0.26	0.18	(0.12)
	Total Other Comprehensive Income	(5.17)	2.18	12.37	(1.38)	11.37
7	TOTAL COMPREHENSIVE INCOME FOR THE PERIOD / YEAR: (5-6)	3,843.39	3,760.14	5,391.95	17,138.53	12,354.74
	(Comprising of Profit/(Loss) and Other Comprehensive Income for the period/year)					
8	Paid-up Equity Share Capital (Face Value ₹ 2 each)	1,209.87	1,209.87	1,209.87	1,209.87	1,209.87
9	Reserves excluding Revaluation Reserve as at balance sheet date				63,386.12	48,667.33
10	Basic and diluted earnings per shares (₹)	6.36	6.21	8.89	28.33	20.40


* Refer note no. 5



Panama Petrochem Limited
Audited standalone Balance Sheet as at 31 March 2022

₹ In Lakhs

PARTICULARS	STAND ALONE	
	As at	As at
	31 March 2022 (Audited)	31 March 2021 (Audited)
Assets		
1. Non-current assets		
(a) Property, plant and equipment	13,148.86	9,022.72
(b) Capital work-in-progress	496.60	2,239.62
(c) Investment property	1,603.99	990.52
(d) Right -of-use assets	2,361.62	2,418.09
(e) Intangible assets	1.23	-
(f) Financial assets		
(i) Investments	5,678.03	5,193.16
(ii) Others	36.52	37.43
(g) Other non-current assets	121.72	50.34
Total Non Current Assets	23,448.57	19,951.88
2. Current assets		
(a) Inventories	43,856.65	25,979.91
(b) Financial assets		
(i) Trade receivables	26,500.71	29,282.99
(ii) Cash and cash equivalents	4,596.19	4,150.42
(iii) Bank balances other than (ii) above	7,361.80	66.50
(iv) Loans	81.07	57.73
(v) Others	293.65	215.58
(c) Current tax assets (Net)	210.22	12.75
(d) Other current assets	2,934.08	1,436.67
Total Current Assets	85,834.37	61,202.55
Total Assets	1,09,282.94	81,154.43
Equity and Liabilities		
Equity		
(a) Equity share capital	1,209.87	1,209.87
(b) Other equity	63,386.12	48,667.33
Total Equity	64,595.99	49,877.20
Liabilities		
1. Non-Current Liabilities		
(a) Lease liabilities	3.26	15.00
(b) Provisions	87.62	71.59
(c) Deferred tax liabilities (net)	803.02	951.90
Total Non -Current Liabilities	893.90	1,038.49
2. Current Liabilities		
(a) Financial liabilities		
(i) Lease liabilities	23.12	32.58
(ii) Borrowings	-	779.10
(iii) Trade payables		
[a] Total outstanding dues of micro enterprises and small enterprises	-	-
[b] Total outstanding dues of creditors other than micro enterprises and small enterprises	41,977.58	27,932.25
(iv) Other financial liabilities	261.76	233.77
(b) Other current liabilities	1,508.47	1,238.19
(c) Provisions	22.12	22.85
(d) Current tax liabilities (Net)	-	-
Total Current Liabilities	43,793.05	30,238.74
Total Equity and Liabilities	1,09,282.94	81,154.43



Panama Petrochem Limited
Standalone Statement of Cash Flows as at 31 March 2022



PARTICULARS	₹ In Lakhs	
	As at	As at
	31 March 2022	31 March 2021
	(Audited)	(Audited)
A. Cash flows from operating activities		
Profit before tax from continuing operation	22,732.25	16,759.25
Adjustments for -		
Depreciation on property, plant and equipment and investment property	543.82	495.59
Finance costs	423.75	579.75
(Profit)/loss on sale of property, plant and equipment (net)	(1.76)	(0.06)
(Gain)/Loss on Lease Modification	3.19	-
Unrealized foreign exchange loss/(gain)	342.54	37.73
Unrealized foreign exchange loss/(gain) on derivative contract	(144.55)	5.68
Interest income	(125.50)	(81.82)
Dividend income	(0.04)	(0.04)
Lease rental received	(264.85)	(344.12)
Bad debts, provision for doubtful debts	67.26	(26.46)
Operating profit before working capital changes	23,576.11	17,425.50
(Increase)/decrease in trade receivables	2,663.44	(10,345.03)
(Increase)/decrease in inventories	(17,876.74)	(6,732.18)
(Increase)/decrease in loans and advances	43.90	197.29
(Increase)/decrease in other current assets	(1,426.61)	(379.22)
Increase/(decrease) in trade payables	13,767.39	6,080.91
Increase/(decrease) in other financial liabilities and provisions	301.53	760.42
	21,049.02	7,007.69
Direct taxes paid (Net of refunds)	(5,938.22)	(3,917.67)
Net cash flow from/(used in) operating activity (A)	15,110.80	3,090.02
B. Cash flows from investing activities		
Additions to property, plant and equipment and investment property	(2,895.97)	(1,943.56)
Additions to Investment Property	(636.03)	-
Additions to Investment	(485.57)	-
Additions to Intangible assets	(1.25)	-
Sales of property, plant and equipment	3.93	0.39
Redemption/maturity of bank deposits (having original maturity of more than three months)	(7,295.15)	293.49
Interest received	77.05	81.83
Lease rental received	264.85	344.12
Dividend received	0.04	0.04
Net cash flow from/(used in) investing activities (B)	(10,968.10)	(1,223.69)
C. Cash flows from financing activities		
Payment of Lease Liabilities	(50.00)	(56.91)
Proceeds/ (Repayment) from/of short-term borrowing (net)	(779.10)	707.09
Interest paid	(447.01)	(615.02)
Dividend paid	(2,408.38)	(725.92)
Net cash flow from/(used in) financing activities (C)	(3,684.49)	(690.76)
Net increase/(decrease) in cash and cash equivalents (A+B+C)	458.21	1,175.57
Effect of exchange differences on cash & cash equivalents held in foreign currency	(12.44)	(34.39)
Cash and cash equivalents at the beginning of the year	4,150.42	3,009.24
Cash and cash equivalents at the end of the year	4,596.19	4,150.42
Components of Cash and Cash Equivalents		
Cash on hand	1.94	1.24
With banks		
- on current accounts	4,594.25	4,149.18
Total Cash and Cash Equivalents	4,596.19	4,150.42

* The company can utilize these balances only towards the settlement of the respective unpaid dividend.
The Cash Flow Statement has been prepared under the "Indirect Method" as set out in Ind As 7 specified under section 133 of the Companies Act, 2013.



Notes:

- 1) The results for the quarter and year ended 31 March 2022 were reviewed and recommended by the Audit Committee and approved by the Board of Directors in their meeting held on 30 May 2022. The above results for the year ended 31 March 2022 have been audited by statutory auditors of the Company in terms of Regulation 33 of the SEBI (Listing Obligations and Disclosure Requirements) Regulations, 2015.
- 2) The results has been prepared in accordance with the Companies (Indian Accounting Standards) Rules, 2015 (as amended), prescribed under section 133 of the Companies Act, 2013 and other recognized accounting practices and policies, to the extent applicable.
- 3) The Company's business segment consists of a single primary segment of Specialty petroleum products, as per Indian Accounting Standard (Ind AS-108) Operating Segment.
- 4) The Board of Directors in it's meeting held today, have recommended for the approval of members a Final Dividend of ₹ 6/- per equity share (300%) of ₹ 2/- each for the financial year 2021-2022.
- 5) The figures of the quarters ended 31 March 2022 and 31 March 2021 are balancing figures between the audited figures in respect of the full financial year ended on 31 March 2022 and 31 March 2021 (Ind AS) respectively and the published year to date Ind AS figures upto third quarters ended on 31 December 2021 and 31 December 2020 respectively, which were subjected to a limited review.
- 6) Figures of corresponding previous year/period(s) have been restated/regrouped/reclassified wherever necessary.



For PANAMA PETROCHEM LTD.


Amin A Rayani
(Managing Director & CEO)
DIN: 00002652

Place: Mumbai
Date: 30 May 2022



Independent Auditor's Report on Ind AS Consolidated Financial Results of Panama Petrochem Limited, pursuant to the Regulation 33 of the SEBI (Listing Obligations and Disclosure Requirements) Regulations, 2015

To The Board of Directors of
Panama Petrochem Limited

Report on the audit of the Consolidated Financial Results

Opinion:


We have audited the accompanying statements of Consolidated Financial Results of **Panama Petrochem Limited** ('the Parent') and its subsidiary Company i.e. **Panol Industries RMC FZE** (collectively referred to as 'the Group') for the quarter and year ended 31 March 2022 together with notes thereon (the "Financial Statement") attached herewith being submitted by the Company pursuant to the requirement of Regulation 33 of the Securities and Exchange Board of India (Listing Obligations and Disclosure Requirements) Regulations, 2015, as amended (the "Listing Regulations, 2015").

In our opinion and to the best of our information and according to the explanations given to us, the Consolidated Financial Results:

- a. are presented in accordance with the requirements of Regulation 33 of the Listing Regulations; and
- b. gives a true and fair view in conformity with Indian Accounting Standards prescribed under Section 133 of the Companies Act 2013 (the "Act") read with relevant rules issued thereunder and other accounting principles generally accepted in India of the consolidated net profit and consolidated total comprehensive income and other financial information of the Group for the quarter and year ended 31 March 2022.

Basis for Opinion:

We conducted our audit of the Statement in accordance with the Standards on Auditing ("SA"s) specified under Section 143(10) of the Act. Our responsibilities under those Standards are further described in the Auditor's Responsibilities for the Audit of the Consolidated Financial Results section of our report. We are independent of the Group in accordance with the Code of Ethics issued by the Institute of Chartered Accountants of India ("ICAI") together with the ethical requirements that are relevant to our audit of the Consolidated Financial Results under the provisions of the Act and the Rules thereunder, and we have fulfilled our other ethical responsibilities in accordance with these requirements and the ICAI's Code of Ethics. We believe that the audit evidence obtained by us is sufficient and appropriate to provide a basis for our audit opinion.





Management's Responsibilities for the Consolidated Financial Results:

This Statement, which includes the Consolidated Financial Results is the responsibility of the Parent's Board of Directors, and has been approved by them for the issuance. The Consolidated Financial Results for the year ended 31 March 2022 has been compiled from the related audited Consolidated Financial Results. The Company's Board of Directors are responsible for the preparation and presentation of the Consolidated Financial Results that give a true and fair view of the consolidated net profit and Consolidated other comprehensive income and other financial information in accordance with the recognition and measurement principles laid down in Ind AS, prescribed under Section 133 of the Act, read with relevant rules issued thereunder and other accounting principles generally accepted in India and in compliance with Regulation 33 of the Listing Regulations. This responsibility also includes maintenance of adequate accounting records in accordance with the provisions of the Act for safeguarding the assets of the Group and for preventing and detecting frauds and other irregularities; selection and application of appropriate accounting policies; making judgments and estimates that are reasonable and prudent; and the design, implementation and maintenance of adequate internal financial controls that were operating effectively for ensuring the accuracy and completeness of the accounting records, relevant to the preparation and presentation of the Consolidated Financial Results that give a true and fair view and is free from material misstatement, whether due to fraud or error.

In preparing the Consolidated Financial Results, the respective Board of Directors of the Company included in the group are responsible for assessing the ability of the respective Company's, to continue as a going concern, disclosing, as applicable, matters related to going concern and using the going concern basis of accounting unless the Respective Board of Directors either intends to liquidate their respective Companies or to cease operations, or has no realistic alternative but to do so.


The respective Board of Directors of the companies included in the Group are responsible for overseeing the financials reporting process of the Group.

Auditor's Responsibilities

(a) Audit of the Consolidated Financial Results for the quarter and year ended 31 March 2022:

Our objective is to obtain reasonable assurance about whether the Consolidated Financial Results as a whole is free from material misstatement, whether due to fraud or error, and to issue an auditor's report that includes our opinion.

Reasonable assurance is a high level of assurance, but is not a guarantee that an audit conducted in accordance with SAs will always detect a material misstatement when it exists. Misstatements can arise from fraud or error and are considered material if, individually or in the





aggregate, they could reasonably be expected to influence the economic decisions of users taken on the basis of this Consolidated Financial Results.

As part of an audit in accordance with SAs, we exercise professional judgment and maintain professional skepticism throughout the audit. We also:

- Identify and assess the risks of material misstatement of the Annual Consolidated Financial Results, whether due to fraud or error, design and perform audit procedures responsive to those risks, and obtain audit evidence that is sufficient and appropriate to provide a basis for our opinion. The risk of not detecting a material misstatement resulting from fraud is higher than for one resulting from error, as fraud may involve collusion, forgery, intentional omissions, misrepresentations, or the override of internal control.
- Obtain an understanding of internal financial controls relevant to the audit in order to design audit procedures that are appropriate in the circumstances, but not for the purpose of expressing an opinion on the effectiveness of such controls.
- Evaluate the appropriateness of accounting policies used and the reasonableness of accounting estimates made by the Board of Directors.
- Evaluate the appropriateness and reasonableness of disclosures made by the Board of Directors in terms of the requirements specified under Regulation 33 of the Listing Regulations.
- Conclude on the appropriateness of the Board of Directors' use of the going concern basis of accounting and, based on the audit evidence obtained, whether a material uncertainty exists related to events or conditions that may cast significant doubt on the ability of the Group to continue as a going concern. If we conclude that a material uncertainty exists, we are required to draw attention in our auditor's report to the related disclosures in the Consolidated Financial Results or, if such disclosures are inadequate, to modify our opinion. Our conclusions are based on the audit evidence obtained up to the date of our auditor's report. However, future events or conditions may cause the Group to cease to continue as a going concern.
- Evaluate the overall presentation, structure and content of the Consolidated Financial Results, including the disclosures, and whether the Consolidated Financial Results represent the underlying transactions and events in a manner that achieves fair presentation.
- Obtain sufficient appropriate audit evidence regarding the Consolidated Financial Results of the Company to express an opinion on the Consolidated Financial Results.





Materiality is the magnitude of misstatements in the Consolidated Financial Results that, individually or in aggregate, makes it probable that the economic decisions of a reasonably knowledgeable user of the Consolidated Financial Results may be influenced. We consider quantitative materiality and qualitative factors in (i) planning the scope of our audit work and in evaluating the results of our work; and (ii) to evaluate the effect of any identified misstatements in the Consolidated Financial Results.

We communicate with those charged with governance of the parent regarding, among other matters, the planned scope and timing of the audit and significant audit findings, including any significant deficiencies in internal control that we identify during our audit.

We also provide those charged with governance of the parent with a statement that we have complied with relevant ethical requirements regarding independence, and to communicate with them all relationships and other matters that may reasonably be thought to bear on our independence, and where applicable, related safeguards.

(b) Review of the Consolidated financial results for the quarter ended 31 March 2022

We conducted our review of the Statement in accordance with the Standard on Review Engagements (SRE) 2410 "Review of Interim Financial Information Performed by the Independent Auditor of the Entity," issued by the Institute of Chartered Accountants of India. This standard requires that we plan and perform the review to obtain moderate assurance as to whether the financial statements are free of material misstatement.

The Statement includes the results of the subsidiary i.e. Panol Industries RMC, FZE.

Other Matters:

The consolidated financial result includes the financial information/ financial results of the subsidiary which have been audited by its auditor, whose financial information / financial results reflect total assets of Rs. 21,221.82 lakhs as at 31 March 2022 and total revenues of Rs. 16,224.13 lakhs and Rs. 59,297.20 lakhs for the quarter and year ended 31 March 2022 respectively, total comprehensive income and net profit after tax of Rs. 1,773.46 lakhs and Rs. 5,894.17 lakhs for the quarter and year ended 31 March 2022 respectively, as considered in the consolidated audited financial results. These interim financial information / financial results have been audited by subsidiary auditor whose reports have been furnished to us by the Management and our conclusion on the Statement, is so far as it relates to the amounts and disclosures included in respect of this subsidiary, is based solely on the reports of other auditor and procedure followed by us.

Our opinion is not modified in respect of the above matter.

In the Statement, the figures for the quarter ended 31 March 2022 and 31 March 2021 as reported in these financial results are the balancing figures between figures in respect of the full





JMR & ASSOCIATES LLP

CHARTERED ACCOUNTANTS

financial year and the published year to date figures up to the end of third quarter of the relevant financial year, which were subjected to a limited review.

Our opinion is not modified in respect of the above matter.

For JMR & Associates LLP

Chartered Accountants

Firm Registration No.106912W / W100300




CA. Nimesh Jain

Partner

Membership No.114003

UDIN: 22114003AJVQDJ4452

Mumbai: 30 May 2022

PANAMA PETROCHEM LIMITED

Regd. Office:- Plot No. 3303, G.I.D.C., Ankleshwar-393002

Corp. Office:- 4th Floor, Aza House, Turner Rd., Near Tawa Restaurant, Bandra (W), Mumbai - 50

CIN : L23209GJ1982PLC005062



PART I

AUDITED CONSOLIDATED FINANCIAL RESULTS FOR THE QUARTER AND YEAR ENDED 31 MARCH 2022

₹ In Lakhs


Sr. No.	PARTICULARS	Consolidated				
		Quarter Ended			Year Ended	
		31 March	31 December	31 March	31 March	
		2022	2021	2021	2022	2021
			(Audited)	(Audited)	(Audited)	
		(Audited) *	(Unaudited)	(Audited) *	(Audited)	(Audited)
1	Income					
	(a) Revenue from operations	50,823.85	50,941.29	54,187.27	2,13,235.40	1,44,696.21
	(b) Other income	268.12	96.37	113.04	572.60	518.60
	Total Revenue	51,091.97	51,037.66	54,300.31	2,13,808.00	1,45,214.81
2	Expenses					
	(a) Cost of material consumed	34,955.97	39,161.78	39,448.18	1,60,627.24	1,07,271.84
	(b) Purchase of stock-in-trade	1,101.45	812.99	2,719.38	2,225.33	4,953.97
	(c) (Increase)/decrease in inventories of traded goods and finished goods	3,799.86	431.42	(810.77)	3,150.53	(195.52)
	(d) Employee benefits expense	364.91	428.49	882.62	2,401.77	2,632.53
	(e) Finance cost	129.62	167.71	188.14	705.76	894.64
	(f) Depreciation and amortization expense	216.78	211.37	194.00	840.00	761.24
	(g) Exchange (gain)/loss	239.79	(261.51)	56.80	68.25	(113.30)
	(h) Other expenditure	3,413.51	3,595.55	3,816.94	15,162.70	11,058.21
	Total Expenses	44,221.89	44,547.80	46,495.29	1,85,181.58	1,27,263.61
3	Profit before tax (1-2)	6,870.08	6,489.86	7,805.02	28,626.42	17,951.20
4	Tax Expense					
a	(a) Current tax	1,295.00	1,190.00	1,780.20	5,740.75	4,211.70
b	(b) Deferred tax	(46.94)	(112.32)	24.23	(148.41)	204.18
	Total tax expenses	1,248.06	1,077.68	1,804.43	5,592.34	4,415.88
5	Profit/(loss) for the period/year (3-4)	5,622.02	5,412.18	6,000.59	23,034.08	13,535.32
6	OTHER COMPREHENSIVE INCOME:					
	A) (i) Items that will not be reclassified subsequently to profit or loss	(12.19)	3.68	17.56	(1.15)	14.72
	(ii) Income tax relating to items that will not be reclassified to profit or loss	3.07	(0.93)	(4.43)	0.29	(3.71)
	B) (i) Items that will be reclassified to profit or loss	4.75	(0.77)	(1.02)	(0.70)	0.48
	(ii) Income tax relating to items that will be reclassified to profit or loss	(0.80)	0.20	0.26	0.18	(0.12)
	(iii) Exchange differences on translation of foreign operations	94.94	(68.23)	26.41	110.78	(25.81)
	Total Other Comprehensive Income	89.77	(66.05)	38.78	109.40	(14.44)
7	TOTAL COMPREHENSIVE INCOME FOR THE PERIOD / YEAR: (5-6) (Comprising of Profit/(Loss) and Other Comprehensive Income for the period/year)	5,711.79	5,346.13	6,039.37	23,143.48	13,520.88
8	Paid-up Equity Share Capital (Face Value ₹ 2 each)	1,209.87	1,209.87	1,209.87	1,209.87	1,209.87
9	Reserves excluding Revaluation Reserve as at balance sheet date				75,611.03	54,887.30
10	Basic and diluted earnings per shares (₹)	9.29	8.95	9.92	38.08	22.37

* Refer note no. 6



Jain

PARTICULARS	₹ In Lakhs	
	CONSOLIDATED	
	As at	As at
	31 March 2022 (Audited)	31 March 2021 (Audited)
Assets		
1. Non-Current Assets		
(a) Property, plant and equipment	19,044.88	15,097.05
(b) Capital work-in-progress	496.60	2,239.62
(c) Investment property	1,603.99	990.52
(d) Right -of-use assets	2,361.62	2,418.09
(e) Intangible assets	1.23	-
(f) Financial assets		
(i) Investments	492.41	7.54
(ii) Others	36.52	37.43
(g) Other non-current assets	121.72	50.34
Total Non Current Assets	24,158.97	20,840.59
2. Current Assets		
(a) Inventories	49,052.95	36,505.70
(b) Financial assets		
(i) Investments	-	-
(ii) Trade receivables	31,748.83	32,318.53
(iii) Cash and cash equivalents	6,188.16	7,042.26
(iv) Bank balances other than (iii) above	7,743.26	435.63
(v) Loans	81.07	57.73
(vi) Others	791.48	421.18
(c) Current tax assets (Net)	210.22	12.75
(d) Other current assets	5,344.21	1,627.64
Total Current Assets	1,01,160.18	78,421.42
Total Assets	1,25,319.15	99,262.01
Equity and Liabilities		
Equity		
(a) Equity share capital	1,209.87	1,209.87
(b) Other equity	75,611.03	54,887.30
Total Equity	76,820.90	56,097.17
Liabilities		
1. Non-current Liabilities		
(a) Lease liabilities	3.26	15.00
(b) Provisions	113.97	71.59
(c) Deferred tax liabilities (net)	803.02	951.90
Total Non -Current Liabilities	920.25	1,038.49
2. Current Liabilities		
(a) Financial liabilities		
(i) Lease liabilities	23.12	32.58
(ii) Borrowings	2,981.09	6,516.73
(iii) Trade payables		
[a] Total outstanding dues of micro enterprises and small enterprises	-	-
[b] Total outstanding dues of creditors other than micro enterprises and small enterprises	42,759.22	32,805.79
(iv) Other financial liabilities	261.76	233.77
(b) Other current liabilities	1,530.69	2,514.63
(c) Provisions	22.12	22.85
Total Current Liabilities	47,578.00	42,126.35
Total Equity and Liabilities	1,25,319.15	99,262.01



Jain

Panama Petrochem Limited
Consolidated of Cash Flows as at 31 March 2022

PARTICULARS	₹ In Lakhs	
	As at	As at
	31 March 2022 (Audited)	31 March 2021 (Audited)
A Cash Flows from operating activities		
Profit before tax from continuing operation	28,626.42	17,951.20
Adjustments for -		
Depreciation on property, plant and equipment and investment property	840.00	761.24
Finance costs	705.76	894.64
(Profit)/loss on sale of property, plant and equipment (net)	(1.76)	(0.06)
(Gain)/Loss on Lease Modification	3.19	-
Foreign currency translation reserve	110.78	(25.81)
Unrealized foreign exchange loss/(gain)	342.53	37.73
Unrealized foreign exchange loss/(gain) on derivative contract	(144.55)	5.68
Interest income	(126.95)	(88.37)
Dividend income	(0.04)	(0.04)
Lease rental received	(264.85)	(344.12)
Bad debts, provision for doubtful debts	103.17	(26.46)
Operating profit before working capital changes	30,193.70	19,165.63
(Increase)/decrease in trade Receivables	414.95	(7,366.80)
(Increase)/decrease in inventories	(12,547.25)	(11,112.86)
(Increase)/decrease in loans and advances	(248.34)	(15.21)
(Increase)/decrease in other current assets	(3,621.79)	(423.56)
Increase/(decrease) in trade payables	9,675.49	7,264.96
Increase/(decrease) in other financial liabilities and provisions	(926.34)	2,012.79
Cash generated from/(used in) operations	22,940.42	9,524.95
Direct taxes paid (Net of refunds)	(5,938.22)	(3,917.67)
Net cash flow from/(used in) operating activity (A)	17,002.20	5,607.28
B. Cash flows from investing activities		
Additions to property, plant and equipment and investment property	(3,013.83)	(2,499.08)
Additions to investment property	(636.03)	-
Additions to investment	(485.57)	-
Additions to intangible assets	(1.25)	-
Sales of property, plant and equipment	3.93	0.39
Redemption/maturity of bank deposits (having original maturity of more than three months)	(7,307.48)	615.46
Interest received	78.80	92.18
Lease rental received	264.85	344.12
Dividend received	0.04	0.04
Net cash flow from/(used in) investing activities (B)	(11,096.54)	(1,446.89)
C. Cash flows from financing activities		
Payment of Lease Liabilities	(50.00)	(56.91)
Proceeds/ (repayment) from/of short-term borrowing (net)	(3,535.64)	1,547.56
Interest paid	(753.30)	(893.77)
Dividend paid	(2,408.38)	(725.92)
Net cash flow from/(used in) financing activities (C)	(6,747.32)	(129.04)
Net increase/(decrease) in cash and cash equivalents (A+B+C)	(841.66)	4,031.35
Effect of exchange differences on cash & cash equivalents held in foreign currency	(12.44)	(34.39)
Cash and cash equivalents at the beginning of the year	7,042.26	3,045.30
Cash and cash equivalents at the end of the year	6,188.16	7,042.26
Components of Cash and Cash Equivalents		
Cash on hand	75.44	14.15
With banks		
- on current accounts	6,112.72	7,028.11
Total Cash and Cash Equivalents	6,188.16	7,042.26


* The company can utilize these balances only towards the settlement of the respective unpaid dividend.
The Cash Flow Statement has been prepared under the "Indirect Method" as set out in Ind As 7 specified under section 133 of the Companies Act, 2013.



Jain

Notes:

- 1) The consolidated results for the quarter and year ended 31 March 2022 were reviewed and recommended by the Audit Committee and approved by the Board of Directors in its meeting held on 30 May 2022. The above results for the year ended 31 March 2022 have been audited by statutory auditors of the Company in terms of Regulation 33 of the SEBI (Listing Obligations and Disclosure Requirements) Regulations, 2015.
- 2) The statement has been prepared in accordance with the Companies (Indian Accounting Standards) Rules, 2015 (as amended), prescribed under section 133 of the Companies Act, 2013 and other recognized accounting practices and policies, to the extent applicable.
- 3) The Company's business segment consists of a single primary segment of Specialty petroleum products, as per Indian Accounting Standard (Ind AS-108) Operating Segment.
- 4) The consolidated results for the year ended 31 March 2022 include the results of its 100% wholly owned subsidiary viz Panol Industries RMC FZE
- 5) The Board of Directors in its meeting held today, have recommended for the approval of members a Final Dividend of ₹ 6/- per equity share (300%) of ₹ 2/- each for the financial year 2021-2022.
- 6) The figures for the quarters ended 31 March 2022 and 31 March 2021 are balancing figures between the audited figures in respect of the full financial year ended on 31 March 2022 and 31 March 2021 (Ind AS) respectively and the published year to date Ind AS figures upto third quarters ended on 31 December 2021 and 31 December 2020 respectively, which were subjected to a limited review.
- 7) Figures of corresponding previous year/period(s) have been restated/regrouped/reclassified wherever necessary.


Nikesh Jain
M. No. 11400s
Mumbai
Chartered Accountants



For PANAMA PETROCHEM LTD.


Amin A Rayani
(Managing Director & CEO)
DIN:00002652

Place: Mumbai
Date: 30 May 2022