



Date: October 21, 2023

To,
BSE Limited
Phiroze Jeejeebhoy Towers,
Dalal Street,
Mumbai – 400 001.

Dear Sir,

Sub: Reply letter with regards to query received by the Company vide email dated 20-10-2023
Ref: Shish Industries Limited (Security Id/Code: SHISHIND / 540693)

It is hereby brought to your notice that the Company had received an email dated 20-10-2023 with respect to the matter that the Company had submitted Limited review report for the quarter ended 30/09/2022 instead of 30/09/2023 along with financial results for the quarter ended 30/09/2023.

With regards to this, we would like to mention that due to some inadvertent error; the Auditor had wrongly printed Limited review report for the quarter ended 30/09/2022 instead of 30/09/2023.

However, the UDIN mentioned in the Limited review report is correct. The error occurred purely due to oversight and was completely unintentional as the same happened while printing of the Report by the Auditor.

In this regard, we are submitting the followings:

1. Unaudited (Standalone and Consolidated) Financial Results for the quarter ended on September 30, 2023;
2. Revised and correct Limited Review Reports and
3. Screenshot of the UDIN generated by the Auditor

Kindly take the same on your record and oblige us.

Thanking you

For, **Shish Industries Limited**

Vibha Khandelwal

Vibha Khandelwal
Company Secretary



Place: Surat

SHISH INDUSTRIES LTD

We make better...

CIN : L25209GJ2017PLC097273

Reg. Office : Plot C, 1st Floor of 11, 12, Suryapur Mill Compound,
Varachha Road, Surat, (Guj.)-395006 INDIA.

Tel : +91 98251 90407. E-mail : info@shishindustries.com
Web : www.shishindustries.com



Date: October 18, 2023

To,
BSE Limited
Phiroze Jeejeebhoy Towers,
Dalal Street,
Mumbai – 400 001.

Dear Sir,

Sub: Outcome of Board meeting held today i.e. on October 18, 2023

Ref: Shish Industries Limited (Security Id/Code: SHISHIND / 540693)

In reference to captioned subject, we hereby inform you that the Board of Directors of the Company, in their Board Meeting held on today, i.e. on October 18, 2023, at the Registered Office of the Company which was commenced at 04:00 P.M. and concluded at 04:30 P.M., have, apart from other businesses, considered, approved and taken on record the Unaudited Standalone and Consolidated Financial Results of the Company for the quarter ended on September 30, 2023 along with Limited Review Reports.

In this regards, we are submitting the followings:

1. Unaudited (Standalone and Consolidated) Financial Results for the quarter ended on September 30, 2023;
2. Limited Review Reports;

Kindly take the same on your record and oblige us.

Thanking you

For, **Shish Industries Limited**

Vibha Khandelwal



Vibha Khandelwal
Company Secretary

Place: Surat

SHISH INDUSTRIES LTD

We make better...

CIN : L25209GJ2017PLC097273

Reg. Office : Plot C, 1st Floor of 11, 12, Suryapur Mill Compound,
Varachha Road, Surat, (Guj.)-395006 INDIA.

Tel : +91 98251 90407. E-mail : info@shishindustries.com
Web : www.shishindustries.com



Limited Review Report on quarterly standalone financial results of Shish Industries Limited pursuant to the Regulation 33 of the SEBI(LODR) Regulations, 2015 as amended, read with SEBI Circular No. CIR/CFD/CMD1/44/2019

To,
The Board of Directors of
Shish Industries Limited,

We have reviewed the accompanying statement of standalone unaudited financial results of M/s Shish Industries Limited for the Quarter ended 30.09.2023. This statement has been prepared by the company pursuant to Regulation 33 of the SEBI (Listing Obligation and Disclosure Requirements) Regulation 2015 (the Listing Regulation, 2015), as amended. This statement is the responsibility of the Company's Management and has been approved by the Board of Directors. Our responsibility is to issue a report on these financial statements based on our review.

We conducted our review of the Statement in accordance with the Standard on Review Engagements (SRE) 2410 "Review of Interim Financial Information Performed by the Independent Auditor of the Entity", issued by the Institute of Chartered Accountants of India. This standard requires that we plan and perform the review to obtain moderate assurance as to whether the financial statements are free of material misstatement. A review is limited primarily to inquiries of company personnel and analytical procedures applied to financial data and thus provides less assurance than an audit. We have not performed an audit and accordingly, we do not express an audit opinion.

Based on our review conducted as above, nothing has come to our attention that causes us to believe that the accompanying statement of unaudited financial results prepared in accordance with applicable accounting standards and other recognized accounting practices and policies has not disclosed the information required to be disclosed in terms of Regulation 33 of the SEBI (Listing Obligations and Disclosure Requirements) Regulations, 2015 including the manner in which it is to be disclosed, or that it contains any material misstatement.

UDIN: 23103498867WWHS5000 -

For K P C M & CO
Chartered Accountants
Firm's Registration No: 0117390W

CA Kanaiya Asawa
Partner
Membership No. 103498

Place: Surat
Date: 18-10-2023

HEAD OFFICE :

38, UPPER BASEMENT, DHEERAJ HERITAGE,
NEAR MILAN JUNCTION, S.V. ROAD,
SANTACRUZ (W), MUMBAI - 400 054.
TEL : 022-49738837 / 26616115
E-mail : info.mumbai@kpcm.in
caakcmumbai@gmail.com

CORPORATE OFFICE :

1ST FLOOR, GUARDIAN HOUSE,
SUMAN DESAI WADI, NEAR UDHNA DARWAJA,
RING ROAD, SURAT - 395 002.
TEL : 0261-4891100 / 4894506
E-mail : admin@kpcm.in
caakcsurat@gmail.com

AHMEDABAD BRANCH :

609, 6TH FLOOR, SHREE BALAJI HEIGHTS,
C.G. ROAD, AHMEDABAD - 380 015.
TEL : 079-40391209
E-mail : kpcm.ahmedabad@gmail.com

BOISAR BRANCH :

C-10, BLDG. NO. K-1/2, ANANT APARTMENT,
NAVAPUR ROAD, BOISAR - 401 501.

SHISH INDUSTRIES LIMITED

CIN: L25209GJ2017PLC097273

Registered Office: TP No.4, RS No.11 Paiki, 12-13 B, Paiki Plot C 1st Floor of 11 12 Suryapur Mill Compound, Varachha Road Surat - 395006, Gujarat, India

Statement of Standalone Financial Results for the quarter ended on September 30, 2023

(₹ In Lakh except per share data)

Particulars	Quarter Ended			Half Year Ended		Year Ended	
	30-09-2023	30-06-2023	30-09-2022	30-09-2023	30-09-2022	31-03-2023	
A	Date of start of reporting period						01-04-2022
B	Date of end of reporting period						01-04-2022
C	Whether results are audited or unaudited						Audited
D	Nature of report standalone or consolidated						Standalone
I	Revenue From Operations						
	Net sales or Revenue from Operations	1,931.14	1,659.11	1,792.09	3,590.25	3,536.83	7,022.97
II	Other Income	11.32	113.51	78.67	124.83	164.01	175.15
III	Total Income (I+II)	1,942.47	1,772.62	1,870.76	3,715.08	3,700.84	7,198.12
IV	Expenses						
(a)	Cost of materials consumed	1,388.01	1,266.01	1,279.25	2,654.02	2,691.21	5,164.46
(b)	Purchases of stock-in-trade	-	-	-	-	-	-
(c)	Changes in inventories of finished goods, work-in-progress and stock-in-trade	(31.42)	(22.27)	(23.40)	(53.70)	(48.03)	(112.18)
(d)	Employee benefit expense	68.96	76.16	62.48	145.12	124.24	219.95
(e)	Finance Costs	16.27	15.62	6.74	31.89	14.88	33.73
(f)	Depreciation and amortisation expense	24.56	22.19	24.19	46.75	47.66	99.62
(g)	Other Expenses	273.69	245.07	284.40	518.76	478.35	1,024.01
	Total expenses (IV)	1,740.07	1,602.77	1,633.66	3,342.84	3,308.31	6,429.59
V	Profit/(loss) before exceptional items and tax (III-IV)	202.40	169.84	237.10	372.24	392.53	768.52
VI	Exceptional items	-	-	-	-	-	-
VII	Profit (loss) after exceptional items and before Tax (V-VI)	202.40	169.84	237.10	372.24	392.53	768.52
VIII	Tax Expense						
(a)	Current Tax	50.94	42.75	59.67	93.69	98.79	193.42
(b)	(Less):- MAT Credit	-	-	-	-	-	-
(c)	Current Tax Expense Relating to Prior years	-	-	-	-	-	6.34
(d)	Deferred Tax (Asset)/Liabilities	(0.70)	(0.75)	(1.09)	(1.45)	(2.19)	(4.43)
IX	Profit (Loss) for the period from continuing operations (VII-VIII)	152.16	127.85	178.52	280.01	295.93	573.19
X	Profit/(loss) from discontinued operations	-	-	-	-	-	-
XI	Tax expenses of discontinued operations	-	-	-	-	-	-
XII	Profit/(loss) from Discontinued operations (after tax) (X-XI)	-	-	-	-	-	-
XIII A	Profit(Loss) For Period Before Minority Interest	152.16	127.85	178.52	280.01	295.93	573.19
XIII B	Share Of Profit / Loss of Associates and joint ventures accounted for using equity method	-	-	-	-	-	-
XIII C	Profit/Loss Of Minority Interest	-	-	-	-	-	-
XIV	Profit (Loss) for the period (XIII A + XIII B + XIII C)	152.16	127.85	178.52	280.01	295.93	573.19
XV	Other Comprehensive Income						
a. i.)	Items that will not be reclassified to profit or loss	-	-	-	-	-	-
ii.)	Income tax relating to items that will not be reclassified to profit or loss	-	-	-	-	-	-
b. i.)	Item that will be reclassified to profit or loss	-	-	-	-	-	-
ii.)	Income tax relating to items that will be reclassified to profit or loss	-	-	-	-	-	-
	Total Comprehensive income	-	-	-	-	-	-
XVI	Total Comprehensive income [Comprising Profit for the Period and Other comprehensive income] (XIV+XV)	152.16	127.85	178.52	280.01	295.93	573.19
XVII	Details of equity share capital						
	Paid-up equity share capital	3,419.14	1,139.71	1,054.00	3,419.14	1,054.00	1,106.39
	Face value of equity share capital (Per Share)	Rs. 10/-	Rs. 10/-	Rs. 10/-	Rs. 10/-	Rs. 10/-	Rs. 10/-
XIX	Earnings per share						
(a)	Earnings per share (not annualised for quarter ended)						
	Basic earnings (loss) per share from continuing operation	0.45	1.14	1.69	0.82	2.81	5.43
	Diluted earnings (loss) per share from continuing operation	0.45	1.14	1.69	0.82	2.81	5.43
(b)	Earnings per share (not annualised for quarter ended)						
	Basic earnings (loss) per share from discontinued operation	-	-	-	-	-	-
	Diluted earnings (loss) per share from discontinued operation	-	-	-	-	-	-
(c)	Earnings per share (not annualised for quarter ended)						
	Basic earnings (loss) per share from continuing and discontinued operations	0.45	1.14	1.69	0.82	2.81	5.43
	Diluted earnings (loss) per share continuing and discontinued operations	0.45	1.14	1.69	0.82	2.81	5.43



SHISH INDUSTRIES LIMITED

CIN: L25209GJ2017PLC097273

Registered Office: TP No.4, RS No.11 Paiki, 12-13 B, Paiki Plot C 1st Floor of 11 12 Suryapur Mill Compound, Varachha Road Surat - 395006, Gujarat, India

Notes on Financial Results:-

1	The above unaudited standalone financial results for the quarter ended September 30, 2023 have been reviewed by the Audit Committee and subsequently approved by the Board of Directors in their respective meetings held on October 18, 2023. The statutory auditors have carried out limited review of above result.
2	The unaudited standalone financial results are prepared in accordance with the Indian Accounting Standards 34 "Interim Financial Reporting" as prescribed under Section 133 of the Companies Act, 2013, read with Rule 3 of the Companies (Indian Accounting Standards) Rules, 2015 and Companies (Indian Accounting Standards) (Amendment Rules), 2016.
3	As per Indian Accounting Standard 108 on 'Operating Segment' (Ind AS 108), the company has only one reportable segment i.e. Corrugated Plastic Products.
4	The figures for the corresponding previous period have been restated/regrouped wherever necessary, to make them comparable.

For, Shish Industries Limited



Satishkumar Maniya

Satishkumar Maniya
Chairman and Managing Director
DIN 02529191

Date :- 18th October, 2023

Place:- Surat

SHISH INDUSTRIES LIMITED

CIN: L25209GJ2017PLC097273

Registered Office: TP No.4, RS No.11 Paiki, 12-13 B, Paiki Plot C 1st Floor of 11 12 Suryapur Mill Compound, Varachha Road Surat - 395006, Gujarat, India

Standalone Statement of Assets and Liabilities as on September 30, 2023

		(₹ In Lakh)	
Particulars	Half Year Ended	Year ended	
	30-09-2023	31-03-2023	
A	Date of start of reporting period	01-04-2023	01-04-2022
B	Date of end of reporting period	30-09-2023	31-03-2023
C	Whether results are audited or unaudited	Unaudited	Audited
D	Nature of report standalone or consolidated	Standalone	Standalone
ASSETS			
1	Non-current assets		
a)	Property, Plant and Equipment	521.37	516.14
b)	Capital work-in-progress	162.49	72.61
c)	Investment Property	-	-
d)	Goodwill	-	-
e)	Other Intangible assets	0.56	0.59
f)	Intangible assets under development	-	-
g)	Biological Assets other than bearer plants	-	-
h)	Financial Assets		
(i)	Investments	72.78	60.78
(ii)	Trade receivables	-	-
(iii)	Loans	-	-
i)	Deferred tax assets (net)	15.40	13.95
j)	Other non-current assets	-	-
	Total Non-Current Assets	772.59	664.07
2)	Current assets		
a)	Inventories	895.87	889.64
b)	Financial Assets		
(i)	Investments	-	-
(ii)	Trade receivables	1,952.29	2,118.51
(iii)	Cash and cash equivalents	0.25	1,064.63
(iv)	Bank balances other than (iii) above	1,476.19	-
(v)	Loans	290.55	35.00
(vi)	Other Financial Assets	25.20	-
c)	Current Tax Assets (Net)	561.81	285.15
d)	Other current assets	262.72	1.26
	Total Current Assets	5,464.89	4,394.20
	TOTAL ASSETS	6,237.49	5,058.26
EQUITY & LIABILITIES :			
EQUITY:			
a)	Equity Share Capital	3,419.14	1,106.39
b)	Other Equity	943.40	2,256.11
	Equity attributable to equity holders of the Company	4,362.54	3,362.51
LIABILITIES :			
1)	Non-Current Liabilities		
a)	Financial Liabilities		
(i)	Borrowings	-	-
(ii)	Lease liabilities	-	-
(iii)	Trade payables	-	-
i)	Total outstanding dues of micro enterprises and small enterprises	-	-
ii)	Total outstanding dues of creditors other than micro enterprises and small enterprises	-	-
(iv)	Other financial liabilities	-	-
b)	Provisions	-	-
c)	Deferred tax liabilities (Net)	-	-
d)	Other non-current liabilities	-	-
	Total Non-Current Liabilities	-	-
2)	Current liabilities		
a)	Financial Liabilities		
(i)	Borrowings	926.53	723.70
(ii)	Lease liabilities	-	-
(iii)	Trade payables	-	-
i)	Total outstanding dues of micro enterprises and small enterprises	-	367.81
ii)	Total outstanding dues of creditors other than micro enterprises and small enterprises	644.544	366.75
(iv)	Other financial liabilities	-	-
b)	Other current liabilities	41.49	24.63
c)	Provisions	8.88	11.64
d)	Current Tax Liabilities (Net)	253.49	201.23
	Total Current Liabilities	1,874.94	1,695.76
	TOTAL EQUITY AND LIABILITIES	6,237.48	5,058.26

For, Shish Industries Limited




Satishkumar Maniya

Satishkumar Maniya
Chairman and Managing Director
DIN 02529191

Date :- 18th October, 2023

Place:- Surat



SHISH INDUSTRIES LIMITED

CIN: L25209GJ2017PLC097273

Registered Office: TP No.4, RS No.11 Paiki, 12-13 B, Paiki Plot C 1st Floor of 11 12 Suryapur Mill Compound, Varachha Road Surat - 395006, Gujarat, India


Standalone Statement of Cash Flow

(₹ In Lakh)

Particulars	Half Year Ended	Year ended
	30-09-2023	31-03-2023
A	Date of start of reporting period	01-04-2023
B	Date of end of reporting period	31-03-2023
C	Whether results are audited or unaudited	Unaudited
D	Nature of report standalone or consolidated	Standalone
CASH FLOW FROM OPERATING ACTIVITIES		
Net Profit as per P & L A/c. before Income Tax	372.24	768.52
ADD/(LESS): - Adjustment for :		
Depreciation	46.75	99.62
W/off Preliminary Expenses	-	4.24
Interest Expense	31.89	33.73
Interest Income	-	(67.97)
Operating Profit before changes in working capital	450.88	838.14
Movement in Working Capital Changes:		
(Inc)/Dec in Inventories	(6.23)	(43.90)
(Inc)/Dec in Trade Receivables	173.92	(1,234.78)
(Inc)/Dec in Other Current Assets	(422.98)	3.60
(Inc)/Dec in Loans and Deposits	(280.75)	31.09
(Inc)/Dec in Other Current Financial Assets	-	-
(Inc)/Dec in Other Non-Current Financial Assets	-	-
(Inc)/Dec in Trade Payables	(205.16)	316.60
(Inc)/Dec in Other Current Liabilities, Current Tax Liabilities (Net) and Provisions	58.67	121.55
(Inc)/Dec in Other Non - Current Liabilities	-	-
(Inc)/Dec in Other Current Financial Liabilities	-	-
(Inc)/Dec in Other Non-Current Financial Liabilities	-	-
Cash Generated from Operations	(231.64)	32.29
Direct Taxes paid (Net of refund)	(93.69)	(199.76)
Net Cash Flow From Operating Activities	(325.33)	(167.48)
CASH FLOW FROM INVESTMENT ACTIVITIES		
Capital Exp. On Fixed Assets	-	-
Purchase of Fixed Assets	(141.83)	(104.04)
Sale of Fixed Assets	-	-
Interest Income	-	67.97
Redemption of Fixed Deposit	-	8.68
Investment in Subsidiaries	-	(36.78)
Decrease/(Increase) in Investments	(12.00)	-
Net Cash From Investment Activities	(153.83)	(64.17)
CASH FLOW FROM FINANCING ACTIVITIES		
Changes in long term borrowings	-	-
Changes in short term borrowings	197.02	260.93
Issue of Share Capital	720.02	1,063.60
Redemption of Bank FD	(1,476.19)	-
Finance cost	(31.89)	(33.73)
Net Cash From Financing Activities	(591.04)	1,290.80
NET CHANGE IN CASH AND CASH EQUIVALENTS [A+B+C]	(1,070.20)	1,059.16
Opening Cash & Cash Equivalents	1,070.45	5.47
Closing Cash and Cash Equivalents	0.25	1,064.63

Note:

The cash flow statement has been prepared under the indirect method as set out in Indian Accounting Standard (IND AS-7) Statement of Cashflows.



For, Shish Industries Limited

Satishkumar Maniya

Satishkumar Maniya
Chairman and Managing Director
DIN 02529191

Date :- 18th October, 2023
Place:- Surat




Limited Review Report on quarterly consolidated financial results of Shish Industries Limited pursuant to the Regulation 33 of SEBI(LODR) Regulations, 2015 as amended read with SEBI Circular No. CIR/CFD/CMD1/44/2019

To,
The Board of Directors of
Shish Industries Limited,

We have reviewed the accompanying Statement of Consolidated Unaudited Financial Results of M/s. Shish Industries Limited ("the Parent") and its subsidiary (the Parent and its subsidiary together referred to as "the Group"), for the quarter 30th Sept, 2023 ("the statement") attached herewith, being submitted by the Parent pursuant to the requirement of Regulation 33 of the SEBI (Listing Obligations and Disclosure Requirements) Regulations, 2015, as amended. This Statement is the responsibility of the Parent's Management and approved by the Parent's Board of Directors, has been prepared in accordance with the recognition and measurement principles laid down in Indian Accounting Standard 34 "Interim Financial Reporting" ("Ind AS 34"), prescribed under Section 133 of the Companies Act, 2013, as amended, read with relevant rules issued there under and other accounting principles generally accepted in India. Our responsibility is to issue report on these Financial Statements based on our review.

We conducted our review of the Statement in accordance with the Standard on Review Engagements (SRE) 2410 "Review of Interim Financial Information Performed by the Independent Auditor of the Entity", issued by the Institute of Chartered Accountants of India. A review of interim financial information consists of making inquiries, primarily of persons responsible for financial and accounting matters, and applying analytical and other review procedures. A review is substantially less in scope than an audit conducted in accordance with Standards on Auditing and consequently does not enable us to obtain assurance that we would become aware of all significant matters that might be identified in an audit. Accordingly, we do not express an audit opinion.

We also performed procedures in accordance with the circular issued by the SEBI under Regulation 33 (8) of the SEBI (Listing Obligations and Disclosure Requirements) Regulations, 2015, as amended, to the extent applicable.



HEAD OFFICE :

38, UPPER BASEMENT, DHEERAJ HERITAGE,
NEAR MILAN JUNCTION, S.V. ROAD,
SANTACRUZ (W), MUMBAI - 400 054.
TEL : 022-49738837 / 26616115
E-mail : info.mumbai@kpcm.in
caakcmumbai@gmail.com

CORPORATE OFFICE :

1ST FLOOR, GUARDIAN HOUSE,
SUMAN DESAI WADI, NEAR UDHNA DARWAJA,
RING ROAD, SURAT - 395 002.
TEL : 0261-4891100 / 4894506
E-mail : admin@kpcm.in
caakcsurat@gmail.com

AHMEDABAD BRANCH :

609, 6TH FLOOR, SHREE BALAJI HEIGHTS,
C.G. ROAD, AHMEDABAD - 380 015.
TEL : 079-40391209
E-mail : kpcm.ahmedabad@gmail.com

BOISAR BRANCH :

C-10, BLDG. NO. K-1/2, ANANT APARTMENT,
NAVAPUR ROAD, BOISAR - 401 501.



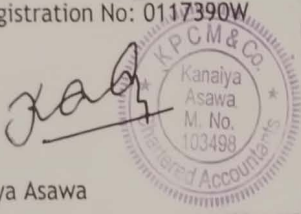
The Statement includes the results of the following entities: -

Shish Industries Limited
Shish Polylam Private Limited
Greenenergy International Inc.
Shish Global Solutions Private Limited
Varni Wood & Paper Packaging Private Limited

Based on our review conducted as stated in paragraph above, nothing has come to our attention that causes us to believe that the accompanying Statement, prepared in accordance with the recognition and measurement principles laid down in the aforesaid Indian Accounting Standard and other recognized accounting principles generally accepted in India, has not disclosed the information required to be disclosed in terms of Regulation 33 of the SEBI (Listing Obligations and Disclosure Requirements) Regulations, 2015, as amended, including the manner in which it is to be disclosed, or that it contains any material misstatement.

UDIN: 23103498BCWWHT2612

For K P C M & CO
Chartered Accountants
Firm's Registration No: 0117390W



CA Kanaiya Asawa
Partner
Membership No. 103498

Place: Surat
Date: 18-10-2023

◉ **HEAD OFFICE :**

38, UPPER BASEMENT, DHEERAJ HERITAGE,
NEAR MILAN JUNCTION, S.V. ROAD,
SANTACRUZ (W), MUMBAI - 400 054.
TEL : 022-49738837 / 26616115
E-mail : info.mumbai@kpcm.in
caakcmumbai@gmail.com

◉ **CORPORATE OFFICE :**

1ST FLOOR, GUARDIAN HOUSE,
SUMAN DESAI WADI, NEAR UDHNA DARWAJA,
RING ROAD, SURAT - 395 002.
TEL : 0261-4891100 / 4894506
E-mail : admin@kpcm.in
caakcsurat@gmail.com

◉ **AHMEDABAD BRANCH :**

609, 6TH FLOOR, SHREE BALAJI HEIGHTS,
C.G. ROAD, AHMEDABAD - 380 015.
TEL : 079-40391209
E-mail : kpcm.ahmedabad@gmail.com

◉ **BOISAR BRANCH :**

C-10, BLDG. NO. K-1/2, ANANT APARTMENT,
NAVAPUR ROAD, BOISAR - 401 501.



SHISH INDUSTRIES LIMITED


CIN: L25209GJ2017PLC097273

Registered Office: TP No.4, RS No.11 Paiki, 12-13 B, Paiki Plot C 1st Floor of 11 12 Suryapur Mill Compound, Varachha Road Surat - 395006, Gujarat, India

Statement of Consolidated Financial Results for the quarter ended on September 30, 2023

(₹ In Lakh except per share data)

Particulars	Quarter Ended			Half Year Ended		Year Ended
	30-09-2023	30-06-2023	30-09-2022	30-09-2023	30-09-2022	31-03-2023
A Date of start of reporting period	01-07-2023	01-04-2023	01-07-2022	01-04-2023	01-04-2022	01-04-2022
B Date of end of reporting period	30-09-2023	30-06-2023	30-09-2022	30-09-2023	30-09-2022	31-03-2023
C Whether results are audited or unaudited	Unaudited	Unaudited	Unaudited	Unaudited	Unaudited	Audited
D Nature of report standalone or consolidated	Consolidated	Consolidated	Consolidated	Consolidated	Consolidated	Consolidated
I Revenue From Operations						
Net sales or Revenue from Operations	2,046.00	1,761.14	1,792.09	3,807.15	3,536.83	6,853.79
II Other Income	6.60	109.60	73.87	116.20	153.22	178.76
III Total Income (I+II)	2,052.60	1,870.74	1,865.96	3,923.34	3,690.05	7,032.55
IV Expenses						
(a) Cost of materials consumed	1,361.52	1,266.01	1,279.25	2,627.53	2,691.21	5,164.46
(b) Purchases of stock-in-trade	38.83	-	-	38.83	-	-
(c) Changes in inventories of finished goods, work-in-progress and stock-in-trade	26.31	47.33	(23.40)	73.64	(48.03)	(242.79)
(d) Employee benefit expense	111.30	93.54	75.13	204.84	145.25	266.20
(e) Finance Costs	21.03	20.50	11.78	41.53	22.45	51.23
(f) Depreciation and amortisation expense	31.73	28.45	31.12	60.18	61.22	127.91
(g) Other Expenses	223.74	208.44	221.42	432.18	343.45	767.72
Total expenses (IV)	1,814.46	1,664.27	1,595.30	3,478.73	3,215.55	6,134.73
V Profit/(loss) before exceptional items and tax (III-IV)	238.14	206.48	270.66	444.61	474.50	897.81
VI Exceptional items	-	-	-	-	-	-
VII Profit (loss) after exceptional items and before Tax (V-VI)	238.14	206.48	270.66	444.61	474.50	897.81
VIII Tax Expense						
(a) Current Tax	56.54	47.23	64.36	103.76	111.06	219.94
(b) (Less):- MAT Credit	56.35	48.14	65.68	104.50	113.67	219.28
(c) Current Tax Expense Relating to Prior years	1.21	-	-	1.21	-	6.34
(d) Deferred Tax (Asset)/Liabilities	(1.02)	(0.92)	(1.32)	(1.94)	(2.61)	(5.68)
IX Profit (Loss) for the period from continuing operations (VII-VIII)	181.60	159.25	206.30	340.85	363.44	677.87
X Profit/(loss) from discontinued operations	-	-	-	-	-	-
XI Tax expenses of discontinued operations	-	-	-	-	-	-
XII Profit/(loss) from Discontinued operations (after tax) (X-XI)	-	-	-	-	-	-
XIII A Profit(Loss) For Period Before Minority Interest	181.60	159.25	206.30	340.850	363.44	677.87
XIII B Share Of Profit / Loss of Associates and joint ventures accounted for using equity method	-	-	-	-	-	-
XIII C Profit/Loss Of Minority Interest	-	-	-	-	-	-
XIV Profit (Loss) for the period (XIII A + XIII B + XIII C)	181.60	159.25	206.30	340.85	363.44	677.87
XV Other Comprehensive Income						
a. i). Items that will not be reclassified to profit or loss	-	-	-	-	-	-
ii). Income tax relating to items that will not be reclassified to profit or loss	-	-	-	-	-	-
b. i). Item that will be reclassified to profit or loss	-	-	-	-	-	-
ii). Income tax relating to items that will be reclassified to profit or loss	-	-	-	-	-	-
Total Comprehensive income	-	-	-	-	-	-
XVI Total Comprehensive income [Comprising Profit for the Period and Other comprehensive income] (XIV+XV)	181.60	159.25	206.30	340.85	363.44	677.87
XVII Details of equity share capital						
Paid-up equity share capital	3,419.14	1,139.71	1,054.00	3,419.14	1,054.00	1,106.39
Face value of equity share capital (Per Share)	Rs. 10/-	Rs. 10/-	Rs. 10/-	Rs. 10/-	Rs. 10/-	Rs. 10/-
XIX Earnings per share						
(a) Earnings per share (not annualised for quarter ended)						
Basic earnings (loss) per share from continuing operation	0.53	1.42	1.96	1.00	3.45	6.42
Diluted earnings (loss) per share from continuing operation	0.53	1.42	1.96	1.00	3.45	6.42
(b) Earnings per share (not annualised for quarter ended)						
Basic earnings (loss) per share from discontinued operation	-	-	-	-	-	-
Diluted earnings (loss) per share from discontinued operation	-	-	-	-	-	-
(c) Earnings per share (not annualised for quarter ended)						
Basic earnings (loss) per share from continuing and discontinued operations	0.53	1.42	1.96	1.00	3.45	6.42
Diluted earnings (loss) per share continuing and discontinued operations	0.53	1.42	1.96	1.00	3.45	6.42



Dabhi

Notes on Financial Results:-

1	The above unaudited consolidated financial results for the quarter ended September 30, 2023 have been reviewed by the Audit Committee and subsequently approved by the Board of Directors in their respective meetings held on October 18, 2023. The statutory auditors have carried out limited review of above result.
2	The unaudited consolidated financial results are prepared in accordance with the Indian Accounting Standards 34 "Interim Financial Reporting" as prescribed under Section 133 of the Companies Act, 2013, read with Rule 3 of the Companies (Indian Accounting Standards) Rules, 2015 and Companies (Indian Accounting Standards) (Amendment Rules), 2016.
3	As per Indian Accounting Standard 108 on "Operating Segment" (Ind AS 108), the company has only one reportable segment i.e. Corrugated Plastic Products.
4	The unaudited consolidated financial results comprise of the results / financial information of the Holding Company, i.e., Shish Industries Limited, and its wholly owned subsidiaries namely - 1) Shish Polylam Private Limited, 2) Shish Global Solutions Private Limited, 3) GreenEnergy International INC and 4) Varni Wood & Paper Packaging Private Limited
5	The figures for the corresponding previous period have been restated/regrouped wherever necessary, to make them comparable.

Date :- 18th October, 2023
Place:- Surat



Satishkumar Maniya
Chairman and Managing Director
DIN 02529191



SHISH INDUSTRIES LIMITED


CIN: L25209GJ2017PLC097273

Registered Office: TP No.4, RS No.11 Paiki, 12-13 B, Paiki Plot C 1st Floor of 11 12 Suryapur Mill Compound, Varachha Road Surat - 395006, Gujarat, India

Consolidated Statement of Assets and Liabilities as on September 30, 2023

Particulars		₹ In Lakh)	
		Half Year Ended 30-09-2023	Year ended 31-03-2023
A	Date of start of reporting period	01-04-2023	01-04-2022
B	Date of end of reporting period	30-09-2023	31-03-2023
C	Whether results are audited or unaudited	Unaudited	Audited
D	Nature of report standalone or consolidated	Consolidated	Consolidated
ASSETS			
1 Non-current assets			
a)	Property, Plant and Equipment	654.90	654.86
b)	Capital work-in-progress	313.12	223.25
c)	Investment Property	-	-
d)	Goodwill	-	-
e)	Other Intangible assets	0.56	0.59
f)	Intangible assets under development	-	-
g)	Biological Assets other than bearer plants	-	-
h)	Financial Assets	-	-
(i)	Investments	32.00	20.00
(ii)	Trade receivables	-	-
(iii)	Loans	-	-
i)	Deferred tax assets (net)	16.74	14.80
j)	Other non-current assets	-	-
Total Non-Current Assets		1,017.32	913.50
2) Current assets			
a)	Inventories	899.14	1,020.25
b)	Financial Assets	-	-
(i)	Investments	-	-
(ii)	Trade receivables	1,957.41	1,932.33
(iii)	Cash and cash equivalents	20.88	1,086.73
(iv)	Bank balances	1,482.27	6.08
(v)	Loans	226.47	37.10
(vi)	Others financial assets	25.20	-
c)	Current Tax Assets (Net)	573.15	310.97
d)	Other current assets	278.42	7.34
Total Current Assets		5,462.95	4,400.81
TOTAL ASSETS		6,480.27	5,314.31
EQUITY & LIABILITIES :			
EQUITY:			
a)	Equity Share Capital	3,419.14	1,106.39
b)	Other Equity	1,126.49	2,378.38
Equity attributable to equity holders of the Company		4,545.63	3,484.77
LIABILITIES :			
1) Non-Current Liabilities			
a)	Financial Liabilities	-	-
(i)	Borrowings	180.40	147.57
(ii)	Lease liabilities	-	-
(iii)	Trade payables	-	-
i)	Total outstanding dues of micro enterprises and small enterprises	-	-
ii)	Total outstanding dues of creditors other than micro enterprises and small enterprises	-	-
(iv)	Other financial liabilities	-	-
b)	Provisions	-	-
c)	Deferred tax liabilities (Net)	-	-
d)	Other non-current liabilities	-	-
Total Non-Current Liabilities		180.40	147.57
2) Current liabilities			
a)	Financial Liabilities	-	-
(i)	Borrowings	926.53	776.43
(ii)	Lease liabilities	-	-
(iii)	Trade payables	-	-
i)	Total outstanding dues of micro enterprises and small enterprises	7.00	261.52
ii)	Total outstanding dues of creditors other than micro enterprises and small enterprises	488.85	374.36
(iv)	Other financial liabilities	-	-
b)	Other current liabilities	54.77	24.63
c)	Provisions	9.18	16.18
d)	Current Tax Liabilities (Net)	267.89	228.86
Total Current Liabilities		1,754.24	1,681.97
TOTAL EQUITY AND LIABILITIES		6,480.27	5,314.31


For, Shish Industries Limited



Satishkumar Maniya

Satishkumar Maniya
Chairman and Managing Director
DIN 02529191

Date :- 18th October, 2023
Place:- Surat



SHISH INDUSTRIES LIMITED

CIN: L25209GJ2017PLC097273

Registered Office: TP No.4, RS No.11 Paiki, 12-13 B, Paiki Plot C 1st Floor of 11 12 Suryapur Mill Compound, Varachha Road Surat - 395006, Gujarat, India


Consolidated Statement of Cash Flow

(₹ In Lakh)

Particulars	Half Year Ended	Year ended	
	30-09-2023	31-03-2023	
A	Date of start of reporting period	01-04-2023	01-04-2022
B	Date of end of reporting period	30-09-2023	31-03-2023
C	Whether results are audited or unaudited	Unaudited	Audited
D	Nature of report standalone or consolidated	Consolidated	Consolidated
CASH FLOW FROM OPERATING ACTIVITIES			
	Net Profit as per P & L A/c. before Income Tax	444.61	897.81
	ADD/(LESS): - Adjustment for :		
	Depreciation	60.18	127.91
	W/off Preliminary Expenses	-	4.24
	Interest Expense	41.53	51.23
	Interest Income	-	-
	Operating Profit before changes in working capital	546.33	1,081.19
	Movement in Working Capital Changes:		
	(Inc)/Dec in Inventories	121.11	(174.51)
	(Inc)/Dec in Trade Receivables	(212.43)	(1,049.91)
	(Inc)/Dec in Other Current Assets	(430.10)	(14.78)
	(Inc)/Dec in Loans and Deposits	(267.54)	(10.59)
	(Inc)/Dec in Other Current Financial Assets	-	-
	(Inc)/Dec in Other Non-Current Financial Assets	-	-
	(Inc)/Dec in Trade Payables	(60.12)	272.14
	(Inc)/Dec in Current Liabilities, Current Tax Liabilities (Net) and Provisions	54.49	149.58
	(Inc)/Dec in Other Non - Current Liabilities	-	-
	(Inc)/Dec in Other Current Financial Liabilities	-	(29.33)
	(Inc)/Dec in Other Non-Current Financial Liabilities	-	-
	Cash Generated from Operations	(248.27)	223.80
	Direct Taxes paid (Net of refund)	(105.70)	(225.62)
	Net Cash Flow From Operating Activities	(353.97)	(1.82)
CASH FLOW FROM INVESTMENT ACTIVITIES			
	Capital Exp. On Fixed Assets	-	-
	Purchase of Fixed Assets	(150.07)	(274.34)
	Sale of Fixed Assets	-	-
	Interest Income	-	-
	Redemption of Fixed Deposit	-	-
	Investment in Subsidiaries	-	-
	increase in Investments	(12.00)	(20.00)
	Net Cash From Investment Activities	(162.07)	(294.34)
CASH FLOW FROM FINANCING ACTIVITIES			
	Changes in long term borrowings	31.45	48.80
	Changes in short term borrowings	210.62	313.66
	Redemption of Bank FD	(1,476.19)	2.60
	Issue of Share Capital	720.02	1,063.60
	Interest Expense	(41.53)	(51.23)
	Net Cash From Financing Activities	(555.63)	1,377.43
	NET CHANGE IN CASH AND CASH EQUIVALENTS [A+B+C]	(1,071.67)	1,081.27
	Opening Cash & Cash Equivalents	1,092.55	5.47
	Closing Cash and Cash Equivalents	20.88	1,086.74

Note:

The cash flow statement has been prepared under the indirect method as set out in Indian Accounting Standard (IND AS-7) Statement of Cashflows. For, Shish Industries Limited




Satish
Satishkumar Maniya
 Chairman and Managing Director
 DIN 02529191

Date :- 18th October, 2023
 Place:- Surat

Filter and Sort

Copy

Download

S.No.	UDIN	MRN	Firm	Document Type	Document subtype	Document Description	Date of Document	AY/FY	Cre Dat
1.	23103498BGWWHT2612 	KANAIYA GHANSHYAMDAS ASAWA (103498)	117390W- K P C M & CO	Audit and Assurance Functions	Limited Review Reports	LIMITED REVIEW REPORT	18-10-2023		18-10- 2023 16:44
2.	23103498BGWWH55000	KANAIYA	117390W-	Audit and	Limited	LIMITED	18-10-2023		18-10-