

# VIVIRA INVESTMENT AND TRADING PRIVATE LIMITED

May 03, 2021

|   |  |
|---|--|
| The Manager (CRD)<br>The BSE Limited<br>Phiroze Jeejeebhoy Towers,<br>Dalal Street, Fort,<br>Mumbai- 400001<br>Thru' BSE Listing Centre<br>Scrip Code: 543252 | The Manager – Corporate Listing Department<br>National Stock Exchange of India Ltd<br>Exchange Plaza, Plot no. C/1, G Block,<br>Bandra-Kurla Complex, Bandra (East)<br>Mumbai - 400 051<br>Thru' NEAPS<br>Symbol: FAIRCHEMOR |
|---|--|

(Fairchem Organics Limited, ISIN: INEODNW01011)

Dear Sir,

**Sub: Disclosure under Regulation 29(2) of SEBI (Substantial Acquisition of Shares and Takeovers) Regulations, 2011**

I, Ms. Aakriti Bhatia, Company Secretary of Vivira Investment & Trading Private Limited, hereby submit the disclosure pursuant to Regulation 29(2) of SEBI (Substantial Acquisition of Shares and Takeovers) Regulations, 2011, on behalf of Vivira Investment & Trading Private Limited and below mentioned Sellers:

| Name of the Sellers   |                      |
|---|----------------------|
| 1. Moneymart Securities Private Limited;<br>2. Doppalapudi Bhaktavatsala Rao;<br>3. Vinaykumar Doppalapudi Rao;<br>4. Vivira Investment and Trading Private Limited;<br>5. Vijaykumar Doppalapudi;<br>6. Grace Vinay Kumar Doppalapudi;<br>7. Sharon Doppalapudi;<br>8. Premaleela Doppalapudi;<br>9. Rameshbabu Gokarneswararao Guduru;<br>10. Mahesh P Babani;<br>11. Mahesh Purushottam Babani – HUF;<br>12. Seema Mahesh Babani;<br>13. Snehal Mahesh Babani;<br>14. Jyoti Mahesh Babani; and<br>15. Vivira Chemicals Private Limited | <b>Other Sellers</b> |

Kindly take the same on record and acknowledge.

Thanking You,

Yours Faithfully,

For and on behalf of **Vivira Investment & Trading Private Limited And Other Sellers**

  
Aakriti Bhatia  
Company Secretary



**Disclosure under Regulation 29(2) of SEBI (Substantial Acquisition of Shares and Takeovers) Regulations, 2011**

|  |  |   |  |
|--|--|---|--|
| Name of the Target Company ("TC")  | Fairchem Organics Limited  |   |  |
| Name(s) of the acquirer/seller and Persons Acting in Concert ("PACs") with the acquirer/seller | <p><b>Sellers:</b></p> <ol style="list-style-type: none"> <li>1. Moneymart Securities Private Limited;</li> <li>2. Doppalapudi Bhaktavatsala Rao;</li> <li>3. Vinaykumar Doppalapudi Rao;</li> <li>4. Vivira Investment and Trading Private Limited;</li> <li>5. Vijaykumar Doppalapudi;</li> <li>6. Grace Vinay Kumar Doppalapudi;</li> <li>7. Sharon Doppalapudi;</li> <li>8. Premaleela Doppalapudi;</li> <li>9. Rameshbabu Gokarneswararao Guduru;</li> <li>10. Mahesh P Babani;</li> <li>11. Mahesh Purushottam Babani – HUF;</li> <li>12. Seema Mahesh Babani;</li> <li>13. Snehal Mahesh Babani;</li> <li>14. Jyoti Mahesh Babani; and</li> <li>15. Vivira Chemicals Private Limited</li> </ol> <p><b>PACs:</b></p> <ol style="list-style-type: none"> <li>1. Rajkumar Doppalapudi;</li> <li>2. Prasanna Raj</li> </ol> |   |  |
| Whether the acquirer/seller belongs to Promoter/Promoter group                                 | Yes  |   |  |
| Name(s) of the Stock Exchange(s) where the shares of TC are Listed                             | BSE Limited<br><br>National Stock Exchange of India Limited  |   |  |
| Details of the acquisition disposal as follows   | Number   | % w.r.t. total share/voting capital wherever applicable (*) | % w.r.t. total diluted share/voting capital of the TC (**) |
| <b>Before the acquisition disposal under consideration, holding of:</b>                        |  |   |  |
| a) Shares carrying voting rights   | 29,52,591 <sup>#</sup>   | 22.68% <sup>#</sup>   | 22.68% <sup>#</sup>  |

|  |  |                     |                     |
|--|--|---------------------|---------------------|
| b) Shares in the nature of encumbrance (pledge/lien/ non-disposal undertaking/ others)   | 0                                      | 0%                  | 0%                  |
| c) Voting rights (“VR”) otherwise than by shares   | 0                                      | 0%                  | 0%                  |
| d) Warrants/convertible securities/any other instrument that entitles the acquirer / seller to receive shares carrying voting rights in the TC (specify holding in each category)                              | 0                                      | 0%                  | 0%                  |
| e) Total (a+b+c+d)   | 29,52,591 <sup>#</sup>                 | 22.68% <sup>#</sup> | 22.68% <sup>#</sup> |
| <b>Details of acquisition/sale</b>   |  |                     |                     |
| a) Shares carrying voting rights acquired/sold   | 27,42,225                              | 21.06%              | 21.06%              |
| b) VRs acquired/sold otherwise than by shares  | 0                                      | 0%                  | 0%                  |
| c) Warrants/convertible securities/any other instrument that entitles the acquirer / seller to receive shares carrying voting rights in the TC (specify holding in each category) acquired/sold                | 0                                      | 0%                  | 0%                  |
| d) Shares encumbered / invoked / released by the acquirer / seller   | 0                                      | 0%                  | 0%                  |
| e) Total (a+b+c+/-d)   | 27,42,225                              | 21.06%              | 21.06%              |
| <b>After the acquisition/sale, holding of:</b>   |  |                     |                     |
| a) Shares carrying voting rights   | 2,10,366 <sup>#</sup>                  | 1.62% <sup>#</sup>  | 1.62% <sup>#</sup>  |
| b) Shares encumbered with the acquirer / seller  | 0                                      | 0%                  | 0%                  |
| c) VRs otherwise than by shares  | 0                                      | 0%                  | 0%                  |
| d) Warrants/convertible securities/any other instrument that entitles the acquirer / seller to receive shares carrying voting rights in the TC (specify holding in each category) after acquisition / disposal | 0                                      | 0%                  | 0%                  |
| e) Total (a+b+c+d)   | 2,10,366 <sup>#</sup>                  | 1.62% <sup>#</sup>  | 1.62% <sup>#</sup>  |
| Mode of acquisition/ sale (e.g. open market / off-market / public issue / rights issue / preferential allotment /  | Disposal by way of “off-market” sales. |                     |                     |

|  |   |                                  |
|--|---|----------------------------------|
| inter-se transfer etc).  |   |                                  |
| Date of acquisition / sale of shares / VR or date of receipt of intimation of allotment of shares, whichever is applicable | <b>Date of disposal of equity shares</b>  | <b>No. of equity shares sold</b> |
|  | 29 <sup>th</sup> April, 2021  | 29,52,591                        |
| Equity share capital / total voting capital of the TC before the said acquisition / sale                                   | 1,30,20,902 equity shares of the TC (as per the shareholding pattern as on 31 March 2021 as publicly disclosed by the TC) |                                  |
| Equity share capital/ total voting capital of the TC after the said acquisition / sale                                     | 1,30,20,902 equity shares of the TC (as per the shareholding pattern as on 31 March 2021 as publicly disclosed by the TC) |                                  |
| Total diluted share/voting capital of the TC after the said acquisition / sale   | 1,30,20,902 equity shares of the TC (as per the shareholding pattern as on 31 March 2021 as publicly disclosed by the TC) |                                  |

<sup>#</sup> Please refer to Annexure A for the details of individual shareholding of each Seller and PAC in the TC.

(\*) Total share capital/ voting capital to be taken as per the latest filing done by the company to the Stock Exchange under Clause 35 of the listing Agreement.

(\*\*) Diluted share/voting capital means the total number of shares in the TC assuming full conversion of the outstanding convertible securities/warrants into equity shares of the TC.

For and on behalf of Moneymart Securities )  
Private Limited )

For MONEYMART SECURITIES PVT. LTD. )

*Dr Babani*

Authorised Signatory )

**Authorised Signatory**

Name: Seema Mahesh Babani

Designation: Director

Date: *May 03, 2021*

Place: Mumbai

**Doppalapudi Bhaktavatsala Rao**

)  
)  
)  
)  
)  
)  
)



---

Date: May 03, 2021  
Place: Thane

**Vinaykumar Doppalapudi Rao**

)  
)  
)  
)  
)  
)



---

Date: May 03, 2021  
Place: Thane

For and on behalf of Vivira Investment & )  
Trading Private Limited )

*Vivira Investment & Trading Pvt. Ltd.*

*Sh Babani*

*Authorised Signatory*

---

**Authorised Signatory**

Name: Seema Mahesh Babani

Designation: Director

Date: May 03, 2021

Place: Mumbai



Vijaykumar Doppalapudi

)  
)  
)  
)  
)  
)  
)



---

Date: May 03, 2024  
Place: Navi Mumbai

Grace Vinay Kumar Doppalapudi

)  
)  
)  
)  
)  
)

Grace.D.V.

---

Date: May 03, 2021

Place: Thane

Sharon Doppalapudi

)  
)  
)  
)  
)  
)  
)

T. Sharon

Date: May 03, 2021

Place: Navi Mumbai

Premaleela Doppalapudi

)  
)  
)  
)  
)  
)  
)


D. P. Lela

---

Date: May 03, 2021  
Place: Thane

Rameshbabu Gokarneswararao Guduru

)  
)  
)  
)  
)  
)



---

Date: May 03, 2021  
Place: Raigarh, Mahad

Reg 29(2)

**Mahesh P Babani**

)  
)  
)  
)  
)  
)



---

Date: May 03, 2021  
Place: Mumbai

Mahesh Purushottam Babani – HUF

)  
)  
)  
)  
)  
)



---

**Authorised Signatory**

Name: Mahesh P Babani

Designation: Karta

Date: May 03, 2021

Place: Mumbai

Secma Mahesh Babani

)  
)  
)  
)  
)  
)  
)

*M Babani*

Date: May 03, 2021

Place: Mumbai



Snehal Mahesh Babani

)  
)  
)  
)  
)  
)




*Snehal Babani*

Date: May 03, 2021  
Place: Mumbai

Jyoti Mahesh Babani

)  
)  
)  
)  
)  
)  
)


A handwritten signature in black ink, appearing to read 'Jyoti Mahesh Babani', written over a horizontal line.

Date: May 03, 2021  
Place: Mumbai

Vivira Chemicals Private Limited/

)  
)  
)  
)  
)  
)

For VIVIRA CHEMICALS PVT LTD



Authorised Signatory

---

**Authorised Signatory**

Name: Vinaykumar Doppalapudi

Designation: Director

Date: May 03, 2021

Place: Mumbai

**ANNEXURE A**

*(Details of details of individual shareholding of each seller and PAC in the TC)*

| Sr. No. | Name of Seller/PAC                            | Before the Sale |   |  | After the Sale |  |  |
|---------|---|-----------------|---|--|----------------|--|--|
|         |   | Number          | % w.r.t. total share/voting capital wherever applicable | % w.r.t. total diluted share/voting capital of the TC (**) | Number         | % w.r.t. total share/voting capital wherever applicable(*) | % w.r.t. total diluted share/voting capital of the TC (**) |
| 1.      | Moneymart Securities Private Limited          | 68,904          | 0.53%   | 0.53%  | -              | 0%   | 0%   |
| 2.      | Doppalapudi Bhaktavatsala Rao                 | 2,41,020        | 1.85%   | 1.85%  | -              | 0%   | 0%   |
| 3.      | Vinaykumar Doppalapudi Rao                    | 1,59,426        | 1.22%   | 1.22%  | -              | 0%   | 0%   |
| 4.      | Vivira Investment and Trading Private Limited | 63,306          | 0.49%   | 0.49%  | -              | 0%   | 0%   |
| 5.      | Vijaykumar Doppalapudi                        | 1,51,668        | 1.16%   | 1.16%  | -              | 0%   | 0%   |
| 6.      | Grace Vinay Kumar Doppalapudi                 | 49,950          | 0.38%   | 0.38%  | -              | 0%   | 0%   |
| 7.      | Sharon Doppalapudi                            | 52,848          | 0.41%   | 0.41%  | -              | 0%   | 0%   |
| 8.      | Premaleela Doppalapudi                        | 59,058          | 0.45%   | 0.45%  | -              | 0%   | 0%   |
| 9.      | Rajkumar Doppalapudi                          | 1,48,608        | 1.14%   | 1.14%  | 1,48,608       | 1.14%  | 1.14%  |
| 10.     | Prasanna Raj                                  | 61,758          | 0.47%   | 0.47%  | 61,758         | 0.47%  | 0.47%  |
| 11.     | Rameshbabu Gokarneswararao Guduru             | 20,103          | 0.15%   | 0.15%  | -              | 0%   | 0%   |
| 12.     | Mahesh P Babani                               | 8,62,116        | 6.62%   | 6.62%  | -              | 0%   | 0%   |

|               |  |                  |               |               |                 |              |              |
|---------------|--|------------------|---------------|---------------|-----------------|--------------|--------------|
| 13.           | Mahesh<br>Purushottam<br>Babani - HUF  | 5,97,240         | 4.59%         | 4.59%         | -               | 0%           | 0%           |
| 14.           | Jyoti Mahesh<br>Babani                 | 1,30,000         | 1.00%         | 1.00%         | -               | 0%           | 0%           |
| 15.           | Seema Mahesh<br>Babani                 | 1,30,000         | 1.00%         | 1.00%         | -               | 0%           | 0%           |
| 16.           | Snehal Mahesh<br>Babani                | 1,30,000         | 1.00%         | 1.00%         | -               | 0%           | 0%           |
| 17.           | Vivira<br>Chemicals<br>Private Limited | 26,586           | 0.20%         | 0.20%         | -               | 0%           | 0%           |
| <b>Total:</b> |  | <b>29,52,591</b> | <b>22.68%</b> | <b>22.68%</b> | <b>2,10,366</b> | <b>1.62%</b> | <b>1.62%</b> |