

11<sup>th</sup> November, 2020

To,  
The Manager,  
Listing Department,  
**BSE Limited**  
Phiroze Jeejeebhoy Towers,  
Dalal Street  
Mumbai 400 001

**Scrip Code: 543232**

**Trading Symbol : CAMS**

Dear Sirs/Madam,

**Sub: Outcome of the Board Meeting held on November 11, 2020**

The Board of Directors of the Company at its meeting commenced at 11.00 A.M. and concluded at 01.20 PM today have inter alia transacted the following:

1. Approved the Un-audited financial results of the Company for the quarter and half year ended September 30, 2020. In this regard, please find enclosed copies of the following:
  - i. Statement Showing the Unaudited Financial Results (Standalone and Consolidated) for the quarter and half year ended September 30, 2020
  - ii. Limited Review Report issued by the Statutory Auditors on the Financial Results of the Company.
2. The Company has made arrangement for release of the Un-audited Financial results for the quarter and half year ended September 30, 2020 in the newspaper as per the requirement of the SEBI (LODR) Regulation, 2015.

Please take the same on record.

Thanking you,

**Yours faithfully,  
For Computer Age Management Services Limited**



**G Manikandan  
Company Secretary and Compliance Officer**



Computer Age Management Services Limited

CIN : U65910TN1988PLC015757

Registered office : New No 10 Old No. 178, M.G.R Salai Nungambakkam Tamil Nadu Chennai - 600 034

Website : www.camsonline.com | Email Id - secretarial@camsonline.com

Statement of Unaudited Standalone Financial Results For the Quarter & Half Year ended 30 September 2020

Particulars	Quarter ended			Half year ended		Year ended
	30 Sep 2020	30 June 2020	30 Sep 2019	30 Sep 2020	30 Sep 2019	31 March 2020
	Unaudited	Unaudited	Unaudited	Unaudited	Unaudited	Audited
	In Rs. Lakhs	In Rs. Lakhs	In Rs. Lakhs	In Rs. Lakhs	In Rs. Lakhs	In Rs. Lakhs
I Revenue from operations	16,193.64	14,305.53	16,419.65	30,499.17	33,004.50	66,145.81
II Other income	1,610.69	902.53	626.47	2,513.22	950.72	1,930.06
III Total revenue	17,804.33	15,208.06	17,046.12	33,012.39	33,955.22	68,075.87
IV Expenses						
Employee benefits expense	5,166.43	5,270.71	5,255.72	10,437.14	10,536.81	20,972.00
Finance costs	184.24	203.10	198.20	387.34	407.82	827.97
Depreciation and amortisation expense	988.53	1,003.36	1,189.04	1,991.89	2,254.96	4,594.10
Operating expenses	2,956.82	2,605.62	3,428.35	5,562.44	6,995.74	13,080.49
Other expenses	1,410.41	1,424.92	1,490.32	2,835.33	3,001.71	6,074.40
Total expenses	10,706.43	10,507.71	11,561.63	21,214.14	23,197.04	45,548.96
V Profit/(loss) before tax	7,097.90	4,700.35	5,484.49	11,798.25	10,758.18	22,526.91
VI Tax expense / (benefit):						
Current tax	1,585.06	1,275.82	1,078.21	2,860.88	2,846.38	5,825.88
Deferred tax	(8.97)	(201.79)	165.19	(210.76)	112.19	293.71
Net tax expense / (benefit)	1,576.09	1,074.03	1,243.40	2,650.12	2,958.57	6,119.59
VII Profit / (Loss) for the period	5,521.81	3,626.32	4,241.09	9,148.13	7,799.61	16,407.32
VIII Other Comprehensive Income						
Items that will not be reclassified to Profit or Loss						
- Remeasurements of the defined benefit liabilities / asset	120.66	(31.40)	35.72	89.25	(26.32)	(82.13)
Income tax relating to items that will not be reclassified to profit or loss	(30.37)	7.90	(12.48)	(22.46)	9.20	20.67
Total Other Comprehensive Income / (Loss)	90.29	(23.50)	23.24	66.79	(17.12)	(61.46)
IX Total Comprehensive Income	5,612.10	3,602.82	4,264.33	9,214.92	7,782.49	16,345.86
X Paid up equity share capital (face value Rs 10/- per share)	4,878.68	4,878.68	4,876.00	4,878.68	4,876.00	4,876.00
XI Other Equity						44,032.62
XII Earnings per share: (not annualised)						
(a) Basic	11.32	7.44	8.70	18.76	16.00	33.65
(b) Diluted	11.29	7.43	8.69	18.72	15.98	33.63
XIII Dividend per share (par value Rs 10/- each)						
Total Dividend paid	12,489.42	5,437.61	1,706.60	17,927.03	3,169.40	5,938.97
Dividend per share	25.60	11.15	3.50	36.75	6.50	12.18



Balance Sheet as at 30 September 2020

Particulars		As at 30 September 2020	As at 31 March 2020
		Unaudited	Audited
		In Rs. Lakhs	In Rs. Lakhs
<b>A</b>	<b>ASSETS</b>		
1	<b>Non-current assets</b>		
	Property, plant and equipment	5,951.48	6,398.16
	Right to use assets	6,636.79	8,308.05
	Intangible assets	665.07	1,074.72
	Financial Assets		
	- Investments	20,140.26	19,941.65
	- Loans & Advances	924.68	1,008.33
	- Other financial assets	20.00	20.00
	Deferred tax assets (net)	958.56	747.80
	Other non-current assets	61.29	28.93
	<b>Total Non-Current Assets</b>	<b>35,358.13</b>	<b>37,527.64</b>
2	<b>Current assets</b>		
	Financial Assets		
	- Investments	10,092.29	19,754.63
	- Trade Receivables	3,593.84	2,624.02
	- Cash and Cash Equivalents	1,137.91	2,050.31
	- Bank Balances other than Cash and Cash Equivalents	13,786.22	1,893.77
	- Loans and Advances	435.00	57.02
	- Other Financial Assets	1,089.79	564.22
	Current Tax Assets (Net)	671.74	1,086.38
	Other Current Assets	6,353.38	6,797.19
	<b>Total Current Assets</b>	<b>37,160.17</b>	<b>34,827.54</b>
	<b>TOTAL ASSETS</b>	<b>72,518.30</b>	<b>72,355.18</b>
<b>B</b>	<b>EQUITY AND LIABILITIES</b>		
1	<b>Equity</b>		
	Share Capital	4,878.68	4,876.00
	Other Equity	35,695.62	44,032.62
	<b>Total Equity</b>	<b>40,574.30</b>	<b>48,908.62</b>
2	<b>Non-current liabilities</b>		
	Financial Liabilities		
	- Other Financial Liabilities	5,375.38	6,427.30
	Provisions	7,052.21	6,944.59
	<b>Total Non-Current Liabilities</b>	<b>12,427.59</b>	<b>13,371.89</b>
3	<b>Current liabilities</b>		
	Financial Liabilities		
	- Trade Payables		
	- Dues to MSME	74.57	67.93
	- Dues to Others	4,581.82	3,582.05
	- Other Financial Liabilities	8,443.55	2,130.86
	Other Current Liabilities	4,662.29	3,462.25
	Provisions	1,754.18	831.58
	<b>Total Current Liabilities</b>	<b>19,516.41</b>	<b>10,074.67</b>
	<b>Total Liabilities</b>	<b>31,944.00</b>	<b>23,446.56</b>
	<b>Total Equity and Liabilities</b>	<b>72,518.30</b>	<b>72,355.18</b>



Cash Flow Statement For the Half Year Ended 30 September 2020

Particulars	For the Half Year Ended 30 September 2020		For the Half Year Ended 30 September 2019	
	Unaudited		Unaudited	
	In Rs. Lakhs	In Rs. Lakhs	In Rs. Lakhs	In Rs. Lakhs
<b>A. Cash flow from operating activities</b>				
Profit / (Loss) before tax		11,798.25		10,758.18
<u>Adjustments for:</u>				
Depreciation and amortisation expense	1,991.89		2,254.96	
Items of Other Comprehensive Income	89.25		(26.32)	
(Profit) / loss on sale / write off of assets	(0.39)		(0.53)	
Expense on employee stock option scheme	190.09		142.21	
Finance costs	387.34		407.82	
Interest income	(52.53)		(47.99)	
Dividend income	(1,255.57)		(272.56)	
Net (gain) / loss on sale of investments	(1,190.20)		(725.14)	
Adjustments to the carrying amount of investments	194.90		200.49	
Net of Expected Credit loss allowance for trade receivables and advances			(15.07)	
Gain / Loss on Termination of lease contract	(79.93)		-	
Operating profit / (loss) before working capital changes		12,212.88		12,676.05
<u>Changes in working capital:</u>				
Adjustments for (increase) / decrease in operating assets:				
Trade Receivables	(1,019.18)		(2,143.74)	
Other Non-Current Assets	7.07		232.73	
Other Current Financial Assets	(514.55)		-	
Other Current Assets	462.01		578.58	
Change in Money held in trust	(1,327.71)		(11,614.89)	
Adjustments for increase / (decrease) in operating liabilities:				
Trade Payables	1,006.41		544.16	
Provisions	1,030.21		264.99	
Other Current Liabilities	1,200.03		10,982.10	
Cash generated from operations		13,057.17		11,519.98
Net income tax (paid) / refunds		(2,480.47)		(3,760.70)
<b>Net cash flow from / (used in) operating activities (A)</b>		<b>10,576.70</b>		<b>7,759.28</b>
<b>B. Cash flow from investing activities</b>				
Capital expenditure on fixed assets, including capital advances	(273.93)		(708.07)	
Proceeds from sale of fixed assets	0.86		14.12	
Bank deposits including margin money	(3,845.00)		-	
Net Sale / Purchase of current & non-current investments	10,659.03		(940.38)	
Investment in subsidiaries	(200.00)		(1,424.81)	
Loans given - security deposit placed & staff loan	(379.98)		(161.98)	
Interest received	41.51		42.06	
Dividend received	1,255.57		272.56	
		7,258.06		(2,906.50)
<b>Net cash flow from / (used in) investing activities (B)</b>		<b>7,258.06</b>		<b>(2,906.50)</b>
<b>C. Cash flow from financing activities</b>				
Proceeds from issue of equity shares	164.74		-	
Principal towards lease liabilities	(609.29)		(953.97)	
Interest towards lease liabilities	(375.57)		(394.05)	
Dividends appropriated (including tax on dividend)	(17,927.03)		(3,764.85)	
<b>Net cash flow from / (used in) financing activities (C)</b>		<b>(18,747.15)</b>		<b>(5,112.87)</b>
<b>Net increase / (decrease) in Cash and cash equivalents (A+B+C)</b>		<b>(912.40)</b>		<b>(260.09)</b>
Cash and cash equivalents at the beginning of the period		2,050.31		336.98
Effect of exchange differences on restatement of foreign currency Cash and cash equivalents		-		-
<b>Cash and cash equivalents at the end of the period</b>		<b>1,137.91</b>		<b>76.89</b>

*Handwritten signature*





Computer Age Management Services Limited

CIN : U65910TN1988PLC015757

Registered office : New No 10 Old No. 178, M.G.R Salai Nungambakkam Tamil Nadu Chennai - 600 034

Registered office : New No 10 Old No. 178, M.G.R Salai Nungambakkam Tamil Nadu Chennai - 600 034

**Notes**

1. In terms of Regulation 33 of the SEBI (Listing Obligations and Disclosure Requirements) Regulations 2015, this Statement of Unaudited Standalone Financial Results for the quarter and half year ended September 30, 2020 ("Unaudited Standalone Financial Results") of the Company has been reviewed by the Audit Committee and approved by the Board of Directors at their meeting held on November 11, 2020 and have been subjected to a limited review by the Statutory Auditors of the Company.

2. The Unaudited Standalone Financial Results of the Company have been prepared in accordance with the recognition and measurement principles laid down in the applicable Indian Accounting Standards ("Ind AS") as prescribed under section 133 of the Companies Act 2013, as amended, read with relevant rules thereunder and in terms of Regulation 33 of the SEBI (Listing Obligations and Disclosure Requirements) Regulations 2015.

3. The Statement includes the results for quarters ended 30th September 2019, 30th June 2020 and half year ended 30th September 2019 which have been subjected to limited review by the statutory auditors for the purposes of consolidation in one of the investor company.

4. The Company has completed its initial Public Offering (IPO) of 1,82,46,600 equity shares of face value of Rs. 10/- each for cash at an issue price of Rs 1,230/- per equity share through offer for sale by existing shareholder. The equity shares of the Company were listed on BSE Limited on October 1, 2020. Accordingly, the Unaudited Standalone Financial Results for the quarter and half year ended September 30, 2020 are drawn up for the first time in accordance with Regulation 33 of the SEBI (Listing Obligation and Disclosure Requirement) Regulations, 2015 (the "Listing Requirements").

5. The board of directors at its meeting held on 11 November 2020 has declared an interim dividend of Rs. 6.75 per equity share.

6. There are no reportable segments in accordance with IND AS 108 - Operating Segments.

7. Covid-19 pandemic has caused disruption to businesses and economic activity which has been reflected in recent fluctuations in markets across the globe. The Government of India announced a countrywide lockdown which still continues with major relaxations. There has been no material change in the controls or processes followed in preparation of the financial results of the Company. The Company has assessed the impact of the pandemic on its operations, its liquidity and its assets including the value of its investments and trade receivables as at 30th September 2020. The management does not, at this juncture, believe that the impact on the value of the Company's assets is likely to be material. However, since the revenue of the Company is ultimately dependent on the value of the assets it services and volume of transaction it handles, changes in market conditions may have an impact on the operations of the Company. Since the situation is rapidly evolving, its effect on the operations of the Company may be different from that estimated as at the date of approval of these financial results. The Company will continue to closely monitor material changes in markets and future economic conditions.

8. The Code on Social Security, 2020 ('Code') relating to employee benefits, during employment and post-employment, received Presidential assent on September 28, 2020. The Code has been published in the Gazette of India. However, the date on which the Code will come into effect has not been notified and the rules for quantifying the financial impact are yet to be framed. In view of this, the Company will assess and record the financial impact of the Code when it comes into effect.

On behalf of the Board of Directors  
For Computer Age Management Services Limited



Anuj Kumar  
CEO & Whole Time Director

Date : 11 November 2020

Place : Chennai



Computer Age Management Services Limited

CIN : U65910TN1988PLC015757

Registered office : New No 10 Old No. 178, M.G.R Salai Nungambakkam Tamil Nadu Chennai - 600 034

Website : www.camsonline.com | Email Id - secretarial@camsonline.com

Statement of Unaudited Consolidated Financial Results For the Quarter & Half Year ended 30th September 2020

Particulars	Quarter ended			Half year ended		Year ended 31st March 2020
	30 Sep 2020	30 June 2020	30 Sep 2019	30 Sep 2020	30 Sep 2019	
	Unaudited	Unaudited	Unaudited	Unaudited	Unaudited	Audited
	In Rs. Lakhs	In Rs. Lakhs	In Rs. Lakhs	In Rs. Lakhs	In Rs. Lakhs	In Rs. Lakhs
I Revenue from operations	17,114.43	14,862.54	17,382.70	31,976.97	34,883.22	69,962.99
II Other income	506.92	1,413.58	572.49	1,920.50	1,084.56	2,096.71
III Total revenue	<b>17,621.35</b>	<b>16,276.12</b>	<b>17,955.19</b>	<b>33,897.47</b>	<b>35,967.78</b>	<b>72,059.70</b>
IV Expenses						
Employee benefits expense	6,240.84	6,454.62	6,434.20	12,695.46	12,946.49	25,799.22
Finance costs	201.21	240.57	260.35	441.78	494.77	995.43
Depreciation and amortisation expense	1,079.94	1,125.81	1,357.01	2,205.75	2,519.20	5,125.08
Operating expenses	1,917.44	1,467.97	2,370.41	3,385.41	4,809.45	8,661.04
Other expenses	1,572.06	1,797.39	1,627.68	3,369.45	3,362.00	6,795.11
Total expenses	<b>11,011.49</b>	<b>11,086.36</b>	<b>12,049.65</b>	<b>22,097.85</b>	<b>24,131.91</b>	<b>47,375.88</b>
V Profit before tax	6,609.86	5,189.76	5,905.54	11,799.62	11,835.87	24,683.82
VI Tax expense:						
Current tax	1,808.09	1,385.54	1,090.25	3,193.63	3,151.04	6,542.10
MAT credit written off	-	-	342.64	-	342.64	342.64
Deferred tax	(93.37)	(175.28)	212.04	(268.65)	83.15	609.86
Net tax expense	<b>1,714.72</b>	<b>1,210.26</b>	<b>1,644.93</b>	<b>2,924.98</b>	<b>3,576.83</b>	<b>7,494.60</b>
VII Profit / (Loss) for the period	<b>4,895.14</b>	<b>3,979.50</b>	<b>4,260.62</b>	<b>8,874.64</b>	<b>8,259.04</b>	<b>17,189.22</b>
VIII Other Comprehensive Income						
Items that will not be reclassified to Profit or Loss						
- Remeasurements of the defined benefit liabilities / asset	128.70	(27.54)	17.44	101.16	(56.84)	(132.39)
Income tax relating to items that will not be reclassified to profit or loss	(32.39)	6.93	(7.27)	(25.46)	17.97	33.32
- Exchange differences in translating the financial statements of foreign operations	0.19	(2.19)	(8.85)	(2.00)	(8.85)	(2.09)
Total Other Comprehensive Income / (Loss)	<b>96.50</b>	<b>(22.80)</b>	<b>1.32</b>	<b>73.70</b>	<b>(47.72)</b>	<b>(101.16)</b>
IX Total Comprehensive Income	<b>4,991.64</b>	<b>3,956.70</b>	<b>4,261.94</b>	<b>8,948.34</b>	<b>8,211.32</b>	<b>17,088.06</b>
Profit attributable to						
- Owners of the Company	4,895.14	3,979.50	4,260.62	8,874.64	8,251.77	17,181.95
- Non-controlling interest	-	-	-	-	7.27	7.27
Total Comprehensive Income attributable to						
- Owners of the Company	4,991.64	3,956.70	4,261.94	8,948.34	8,203.75	17,080.49
- Non-controlling interest	-	-	-	-	7.57	7.57
X Paid up equity share capital (face value Rs 10/- per share)	4,878.68	4,878.68	4,876.00	4,878.68	4,876.00	4,876.00
XI Other Equity						50,009.64
XII Earnings per share: (not annualised)						
(a) Basic	10.03	8.16	8.74	18.19	16.92	35.24
(b) Diluted	10.01	8.16	8.73	18.16	16.91	35.21
XIII Dividend per share (par value of Rs 10/- each)						
Total Dividend paid	12,489.42	5,437.61	1,706.60	17,927.03	3,169.40	5,938.97
Dividend per share	25.60	11.15	3.50	36.75	6.50	12.18



Consolidated Balance Sheet as at 30th September 2020

Particulars	As at 30th September 2020	As at 31 March 2020
	Unaudited	Audited
	In Rs. Lakhs	In Rs. Lakhs
<b>A ASSETS</b>		
<b>1 Non-current assets</b>		
Property, plant and equipment	6,049.88	6,525.21
Right of use assets	7,276.52	9,906.30
Goodwill	13,359.83	13,359.83
Intangible assets	686.14	1,107.99
Financial Assets		
- Investments	51.91	53.30
- Loans & Advances	1,111.35	1,275.92
- Other financial assets	20.00	20.00
Deferred tax assets (net)	786.90	518.25
Other non-current assets	61.29	28.93
<b>Total Non-Current Assets</b>	<b>29,403.82</b>	<b>32,795.73</b>
<b>2 Current assets</b>		
Financial Assets		
- Investments	20,771.64	30,560.50
- Trade Receivables	4,252.34	3,203.07
- Cash and Cash Equivalents	1,380.84	2,322.14
- Bank Balances other than Cash and Cash Equivalents	15,181.22	2,723.77
- Loans & Advances	535.10	57.40
- Other Financial Assets	1,121.41	578.40
Current Tax Assets (Net)	896.19	1,504.23
Other Current Assets	6,967.45	7,290.73
<b>Total Current Assets</b>	<b>51,106.19</b>	<b>48,240.24</b>
<b>TOTAL ASSETS</b>	<b>80,510.01</b>	<b>81,035.97</b>
<b>B EQUITY AND LIABILITIES</b>		
<b>1 Equity</b>		
Share Capital	4,878.68	4,876.00
Other Equity	41,406.07	50,009.64
<b>Equity attributable to owners of the Company</b>	<b>46,284.75</b>	<b>54,885.64</b>
<b>Non-Controlling Interests</b>	-	-
<b>Total Equity</b>	<b>46,284.75</b>	<b>54,885.64</b>
<b>2 Non-current liabilities</b>		
Financial Liabilities		
- Other Financial Liabilities	5,742.07	7,598.84
Provisions	7,493.31	7,350.15
<b>Total Non-Current Liabilities</b>	<b>13,235.38</b>	<b>14,948.99</b>
<b>3 Current liabilities</b>		
Financial Liabilities		
- Trade Payables		
a. Total outstanding dues to micro enterprises and small enterprises	74.96	68.78
b. dues to Others	5,117.02	3,529.24
- Other Financial Liabilities	8,764.95	2,591.28
Other Current Liabilities	4,966.93	3,968.05
Provisions	2,066.02	1,043.99
<b>Total Current Liabilities</b>	<b>20,989.88</b>	<b>11,201.34</b>
<b>Total Liabilities</b>	<b>34,225.26</b>	<b>26,150.33</b>
<b>Total Equity and Liabilities</b>	<b>80,510.01</b>	<b>81,035.97</b>





Computer Age Management Services Limited

CIN : U65910TN1988PLC015757

Registered office : New No 10 Old No. 178, M.G.R Salai Nungambakkam Tamil Nadu Chennai - 600 034

Website : www.camsonline.com | Email Id - secretarial@camsonline.com

Consolidated Cash Flow Statement For the Half year ended 30th September 2020

Particulars	Half Year ended 30th September 2020		Half Year ended 30th September 2019	
	Unaudited		Unaudited	
	In Rs. Lakhs	In Rs. Lakhs	In Rs. Lakhs	In Rs. Lakhs
<b>A. Cash flow from operating activities</b>				
Profit / (Loss) before tax		11,799.62		11,835.87
<u>Adjustments for:</u>				
Depreciation and amortisation expense	2,205.75		2,519.20	
Items of Other Comprehensive Income	99.16		(47.72)	
(Profit) / loss on sale / write off of assets	(0.39)		(0.53)	
Expense on employee stock option scheme	213.05		158.02	
Finance costs	441.78		494.77	
Interest income	(101.36)		(87.52)	
Dividend income	(1.11)		(4.58)	
Net (gain) / loss on sale of investments	(1,375.03)		(787.06)	
Adjustments to the carrying amount of investments	(229.25)		(204.44)	
Net of Expected Credit loss allowance for trade receivables and advances	173.96		(34.71)	
Gain / loss on lease termination	(158.34)		-	
Operating profit / (loss) before working capital changes		13,067.84		13,841.30
<u>Changes in working capital:</u>				
Adjustments for (increase) / decrease in operating assets:				
Trade Receivables	(1,096.36)		(1,804.61)	
Other Non-Current Assets	7.07		307.55	
Loans & Advances	(440.00)		(160.89)	
Other Current Financial Assets	(507.20)		-	
Other Current Assets	323.28		661.79	
Change in money held in trust	(1,327.71)		(11,612.86)	
<u>Adjustments for increase / (decrease) in operating liabilities:</u>				
Trade Payables	1,593.97		498.76	
Provisions	1,165.19		455.01	
Other Current Financial Liabilities	0.90		-	
Other Current Liabilities	998.88		10,835.32	
Cash generated from operations		13,785.86		13,021.37
Net income tax (paid) / refunds		(2,622.84)		(4,295.35)
<b>Net cash flow from / (used in) operating activities (A)</b>		<b>11,163.02</b>		<b>8,726.02</b>
<b>B. Cash flow from investing activities</b>				
Capital expenditure on fixed assets	(274.09)		(743.90)	
Proceeds from sale of fixed assets	0.64		14.45	
Bank deposits including margin money deposits	(4,410.00)		-	
Purchase / Proceeds from sale of current /non-current investments	11,394.53		(1,388.87)	
Interest received, increase / (decrease) in accrued interest	65.84		70.72	
Dividend received	1.11		4.58	
<b>Net cash flow from / (used in) investing activities (B)</b>		<b>6,778.03</b>		<b>(2,043.02)</b>
<b>C. Cash flow from financing activities</b>				
Proceeds from issue of equity shares	164.74		-	
Interest on lease liabilities	(429.98)		(481.00)	
Dividends appropriated (including tax on dividend)	(17,927.03)		(3,820.88)	
Minority interest paid off	-		(1,408.99)	
Principal towards lease liabilities	(690.08)		(1,194.83)	
<b>Net cash flow from / (used in) financing activities (C)</b>		<b>(18,882.35)</b>		<b>(6,905.70)</b>
<b>Net increase / (decrease) in Cash and cash equivalents (A+B+C)</b>		<b>(941.30)</b>		<b>(222.70)</b>
Cash and cash equivalents at the beginning of the period		2,322.14		486.11
Effect of exchange differences on restatement of foreign currency Cash and cash equivalents		-		-
<b>Cash and cash equivalents at the end of the period</b>		<b>1,380.84</b>		<b>263.41</b>

*CAMS*





Consolidated Segment Results for the Quarter and Half year ended 30th September 2020

In Rs. Lakhs

Particulars	For the Quarter ended 30th September 2020	For the Quarter ended 30th June 2020	For the Quarter ended 30th September 2019	For the Half Year ended 30th September 2020	For the Half Year ended 30th September 2019	For the Year ended 31st March 2020
<b>External Revenue:</b>						
Data processing services	16,958.70	14,743.80	17,135.22	31,702.49	34,464.31	69,095.66
Software	155.74	118.74	247.48	274.48	418.92	867.33
	<b>17,114.43</b>	<b>14,862.54</b>	<b>17,382.70</b>	<b>31,976.97</b>	<b>34,883.22</b>	<b>69,962.99</b>
<b>Internal Revenue</b>						
Data processing services	27.45	26.22	33.32	53.67	60.49	139.03
Software	1,385.69	1,302.03	1,244.57	2,687.72	2,541.93	5,166.88
	<b>1,413.14</b>	<b>1,328.25</b>	<b>1,277.88</b>	<b>2,741.39</b>	<b>2,602.42</b>	<b>5,305.91</b>
<b>Profit Before Tax</b>						
Data processing services	5,730.20	3,530.58	5,053.61	9,260.78	10,050.50	20,870.59
Software	372.74	245.60	279.44	618.34	700.81	1,716.52
Unallocated	506.92	1,413.58	572.49	1,920.50	1,084.56	2,096.71
<b>Total Profit Before Tax</b>	<b>6,609.86</b>	<b>5,189.76</b>	<b>5,905.54</b>	<b>11,799.62</b>	<b>11,835.87</b>	<b>24,683.82</b>

In Rs. Lakhs

Particulars	As at 30th September 2020	As at 31st March 2020	As at 30th June 2020	As at 30th September 2019
<b>Segment Assets</b>				
Data processing services	42,368.67	32,926.13	35,321.15	46,502.04
Software	2,274.85	2,113.73	2,038.34	2,051.10
Unallocable	35,866.49	45,996.11	46,860.10	40,978.72
<b>Total Assets</b>	<b>80,510.01</b>	<b>81,035.97</b>	<b>84,219.59</b>	<b>89,531.86</b>
<b>Segment Liabilities</b>				
Data processing services	32,829.62	24,603.59	29,188.47	38,323.18
Software	1,395.64	1,546.73	1,410.03	1,493.02
Unallocable	-	-	-	-
<b>Total Liabilities</b>	<b>34,225.26</b>	<b>26,150.33</b>	<b>30,598.50</b>	<b>39,816.20</b>



**Notes**

1. In terms of Regulation 33 of the SEBI (Listing Obligations and Disclosure Requirements) Regulations 2015, this Statement of Unaudited Consolidated Financial Results for the quarter and half year ended September 30, 2020 ("Unaudited Consolidated Financial Results") of the Company has been reviewed by the Audit Committee and approved by the Board of Directors at their meeting held on November 11, 2020 and have been subjected to a limited review by the Statutory Auditors of the Company.
2. The Unaudited Consolidated Financial Results of the Company have been prepared in accordance with the recognition and measurement principles laid down in the applicable Indian Accounting Standards ("Ind AS") as prescribed under section 133 of the Companies Act 2013, as amended, read with relevant rules thereunder and in terms of Regulation 33 of the SEBI (Listing Obligations and Disclosure Requirements) Regulations 2015.
3. The Statement includes the results for quarters ended 30th September 2019, 30th June 2020 and half year ended 30th September 2019 which have been subjected to limited review by the statutory auditors for the purposes of consolidation in one of the investor company.
4. The Company has completed its initial Public Offering (IPO) of 1,82,46,600 equity shares of face value of Rs.10/- each for cash at an issue price of Rs.1,230/- per equity share through offer for sale by existing shareholder. The equity shares of the Company were listed on BSE Limited on October 1, 2020. Accordingly, the Unaudited Consolidated Financial Results for the quarter and half year ended September 30, 2020 are drawn up for the first time in accordance with Regulation 33 of the SEBI (Listing Obligation and Disclosure Requirement) Regulations, 2015 (the "Listing Requirements").
5. The board of directors at its meeting held on 11 November 2020 has declared an interim dividend of Rs. 6.75 per equity share.
6. Covid-19 pandemic has caused disruption to businesses and economic activity which has been reflected in recent fluctuations in markets across the globe. The Government of India announced a countrywide lockdown which still continues with major relaxations. There has been no material change in the controls or processes followed in preparation of the financial results of the Company. The Company has assessed the impact of the pandemic on its operations, its liquidity and its assets including the value of its investments and trade receivables as at 30th September 2020. The management does not, at this juncture, believe that the impact on the value of the Company's assets is likely to be material. However, since the revenue of the Company is ultimately dependent on the value of the assets it services and volume of transaction it handles, changes in market conditions may have an impact on the operations of the Company. Since the situation is rapidly evolving, its effect on the operations of the Company may be different from that estimated as at the date of approval of these financial results. The Company will continue to closely monitor material changes in markets and future economic conditions.
7. The Code on Social Security, 2020 ('Code') relating to employee benefits, during employment and post-employment, received Presidential assent on September 28, 2020. The Code has been published in the Gazette of India. However, the date on which the Code will come into effect has not been notified and the rules for quantifying the financial impact are yet to be framed. In view of this, the Company will assess and record the financial impact of the Code when it comes into effect.

On behalf of the Board of Directors  
For Computer Age Management Services Limited



*Anuj Kumar*  
Anuj Kumar  
CEO & Whole Time Director

Date : 11 November 2020

Place : Chennai

**Independent Auditor's Review Report on standalone unaudited quarterly and year to date financial results of the Company Pursuant to the Regulation 33 of the SEBI (Listing Obligations and Disclosure Requirements) Regulations, 2015, as amended (the "Listing Regulations").**

To

**The Board of Directors,  
Computer Age Management Services Limited,  
Chennai.**

1. We have reviewed the accompanying statement of Standalone unaudited financial results of **Computer Age Management Services Limited (the "company")**, for the quarter and six months period ended 30<sup>th</sup> September 2020 together with the relevant notes thereon ("the Statement") being submitted by the company pursuant to the requirement of Regulation 33 of the SEBI (Listing Obligations and Disclosure Requirements) Regulations, 2015, as amended (the "Listing Regulations"). This Statement, which is the responsibility of the Company's Management and approved by the Board of Directors, has been prepared in accordance with the recognition and measurement principles laid down in Indian Accounting Standard 34 "Interim Financial Reporting" ("Ind AS 34"), prescribed under Section 133 of the Companies Act, 2013, and other accounting principles generally accepted in India. Our responsibility is to issue a report on the statement based on our review.
2. We conducted our review in accordance with the Standard on Review Engagement (SRE) 2410, "Review of Interim Financial Information Performed by the Independent Auditor of the Entity" issued by the Institute of Chartered Accountants of India. This standard requires that we plan and perform the review to obtain moderate assurance as to whether the statement is free of material misstatement. A review is limited primarily to inquiries of company personnel and analytical procedures applied to financial data and thus provide less assurance than an audit. We have not performed an audit and accordingly, we do not express an audit opinion.
3. Based on our review conducted as above, nothing has come to our attention that causes us to believe that the accompanying Statement prepared in accordance with Indian accounting standards specified under section 133 of the Companies Act 2013, as amended read with relevant Rules there under and other recognized accounting practices and policies has not disclosed the information required to be disclosed in terms of Regulation 33 of the SEBI (Listing Obligations and Disclosure Requirements) Regulations, 2015 including the manner in which it is to be disclosed, or that it contains any material misstatement.




4. Emphasis of matter

We draw attention to Note 7 of the financial results wherein the company has disclosed its assessment of COVID-19 pandemic. The assessment of the management is dependent on the circumstances as they evolve considering the uncertainties prevailing in the economic situation.

Our conclusion is not modified in respect of this matter.

For BRAHMAYYA & CO.,  
Chartered Accountants  
Firm Regn. No. 000511S



*P. Babu*

P Babu  
Partner

Membership No. 203358  
UDIN:20203358AAAASV9736

Place: Chennai.  
Date: 11<sup>th</sup> November 2020


**Independent Auditor's Review Report on consolidated unaudited quarterly and year to date financial results of the Company Pursuant to the Regulation 33 of the SEBI (Listing Obligations and Disclosure Requirements) Regulations, 2015, as amended (the "Listing Regulations").**

To

**The Board of Directors,  
Computer Age Management Services Limited,  
Chennai.**

1. We have reviewed the accompanying statement of Consolidated unaudited financial results of **Computer Age Management Services Limited ("Parent company")**, and its subsidiary companies (Parent company and its subsidiary companies together referred to as "the Group"), for the quarter ended and six months period ended 30<sup>th</sup> September, 2020 (the "statement") attached herewith, being submitted by the Parent pursuant to the requirement of Regulation 33 of the SEBI (Listing Obligations and Disclosure Requirements) Regulations, 2015, as amended (the "Listing Regulations"). This Statement, which is the responsibility of the Parent's Management and approved by the Parent's Board of Directors, has been prepared in accordance with the recognition and measurement principles laid down in Indian Accounting Standard 34 "Interim Financial Reporting" ("Ind AS 34"), prescribed under Section 133 of the Companies Act, 2013, and other accounting principles generally accepted in India. Our responsibility is to issue a report on the statement based on our review.
2. We conducted our review of the Statement in accordance with the Standard on Review Engagements (SRE) 2410 "Review of Interim Financial Information Performed by the Independent Auditor of the Entity", issued by the Institute of Chartered Accountants of India. A review of interim financial information consists of making inquiries, primarily of persons responsible for financial and accounting matters, and applying analytical and other review procedures. A review is substantially less in scope than an audit conducted in accordance with Standards on Auditing and consequently does not enable us to obtain assurance that we would become aware of all significant matters that might be identified in an audit. Accordingly, we do not express an audit opinion.
3. We also performed procedures in accordance with the circular issued by the SEBI under Regulation 33 (8) of the SEBI (Listing Obligations and Disclosure Requirements) Regulations, 2015, as amended, to the extent applicable.
4. The Statement includes the results of the following entities:

<b>HOLDING COMPANY</b>
Computer Age Management Services Limited
<b>SUBSIDIARY COMPANIES</b>
a) CAMS Insurance Repository Services Limited
b) CAMS Investor Services Private Limited
c) Sterling Software Private Limited
d) CAMS Financial Information Services Private Limited
e) Sterling Software (Deutschland) GMBH



5. Based on our review conducted and procedures performed as stated in paragraph 3 above and based on the consideration of the review reports of the other auditor referred to in paragraph 7 below, nothing has come to our attention that causes us to believe that the accompanying Statement, prepared in accordance with the recognition and measurement principles laid down in the aforesaid Indian Accounting Standards specified under section 133 of the Companies Act 2013, as amended read with relevant Rules there under and other accounting principles generally accepted in India, has not disclosed the information required to be disclosed in terms of Regulation 33 of the SEBI (Listing Obligations and Disclosure Requirements) Regulations, 2015, as amended, including the manner in which it is to be disclosed, or that it contains any material misstatement.

6. Emphasis of matter


We draw your attention to Note 6 of the financial results wherein the company has disclosed its assessment of COVID-19 pandemic. The assessment of the Management is dependent on the circumstances as they evolve considering the uncertainties prevailing in the economic situation.

Our conclusion is not modified in respect of this matter.

7. We did not review the interim financial results of the subsidiary included in the consolidated unaudited financial results, whose financial results reflect total assets of Rs.2.02 Crores as at 30<sup>th</sup> September 2020 and total revenues of Rs.0.06 Crores and Rs. 0.40 Crores and, total net loss after tax of Rs. 0.36 Crores and Rs 1.29 Crores and total comprehensive loss of Rs. 0.36 Crores and Rs.1.31 Crores for the quarter and six months period ended 30<sup>th</sup> September,2020 respectively and net cash inflow Rs.0.92 crores for the six months period ended 30<sup>th</sup> September,2020 as considered in the Statement. These interim financial results have been reviewed by other auditor whose report have been furnished to us by the Management and our conclusion on the Statement, in so far as it relates to the amounts and disclosures included in respect of the subsidiary, is based solely on the report of the other auditor and the procedures performed by us as stated in paragraph 3 above.

Our conclusion on the Statement is not modified in respect of the above matter.

Place: Chennai.  
Date: 11<sup>th</sup> November 2020



For BRAHMAYYA & CO.,  
Chartered Accountants,  
Firm Regn. No. 000511S

P. Babu  
Partner

Membership No. 203358  
UDIN: 20203358AAAASW4614