

Registered Office : 1st floor, Vadodara-
Hyper, Dr. Vikram Sarabhai Marg,
vadodara, Gujarat. INDIA 390 007
Contact no: + 91 - 7433973999
E-mail : utlindustries@gmail.com
Website : utlindustries.com



CIN : L27100GJ1989PLC012843

Date: 12thNovember, 2022

To,
The Manager,
Corporate Relationship Department,
Bombay Stock Exchange Limited,
PhirozeJeejeebhoy Towers,
Dalal Street
Fort, Mumbai-400 001

Sub: Outcome of the Board Meeting held on 12th November, 2022

Dear Sir/Madam,

In compliance with the requirement of regulations 30 and 33 of the SEBI (Listing Obligations and Disclosure Requirement) Regulations, 2015 ("Listing Regulations"), we have enclosed herewith Un-audited Financial Results for the second quarter and half year ended 30th September, 2022 together with Segment wise revenue and Results, Segment wise Assets and Liabilities of the Company as on 30th September, 2022, duly recommended by the Audit Committee and subsequently considered and approved by the Board of Directors in their meeting held on Saturday, 12th November, 2022 along with the Limited Review Report of the Statutory Auditors thereon.


Kindly take the above disclosure on your records.

The meeting of the Board of Directors commenced at 01.00 P.M and concluded at 4:30 P.M.

You are requested to take note of the same.

Thanking you.
Yours faithfully,

For, UTL Industries Limited


Urvi Kadakia
Company Secretary-cum Compliance Officer
M.No.: A19514



UTL Industries Limited

Registered Office: 1st Floor, Vadodara Hyper, Vikram Sarabhai Marg Opp. Sarabhai Chemicals, Nr. Genda Circle Vadodara,
Gujarat, India-390007

Tel: +91 74339 73999, Email: utlindustries@gmail.com
Website: www.utlindustries.com, CIN: L27100GJ1989PLC012843

Script code:500426

STATEMENT OF UNAUDITED FINANCIAL RESULTS FOR THE QUARTER AND SIX MONTHS ENDED 30th SEPTEMBER, 2022

(Rs. in lakhs, except per share data)

S. No.	PARTICULARS	QUARTER ENDED			HALF YEAR ENDED		YEAR ENDED
		Unaudited	Unaudited	Unaudited	Unaudited	Unaudited	Audited
		30-Sep-22	30-Jun-2022	30-Sep-21	30-Sep-22	30-Sep-21	31-Mar-2022
	Income						
1	Revenue from operations	0.60	1.38	1.52	1.98	3.22	7.67
2	Other income	0.03	0.22	0.01	0.25	4.44	7.29
3	Total Income (1+2)	0.63	1.60	1.53	2.23	7.66	14.96
4	Expenses						
	Cost of Materials consumed	0.50	1.25	1.10	1.75	2.35	5.77
	Purchase of stock-in-trade	-	-	-	-	-	-
	Change in inventories of finished goods, WIP and Stock in trade	0.02	-	0.12	0.02	0.41	1.19
	Employees benefits expense	0.84	0.95	0.79	1.79	1.58	4.00
	Finance expense	-	-	-	-	0.05	1.66
	Depreciation and amortisation expense	0.15	0.14	0.14	0.29	0.39	0.69
	Other expenditure	2.87	0.96	2.37	3.83	5.50	21.91
	Total expenses	4.38	3.30	4.52	7.68	10.28	35.22
5	Profit/(Loss) before Exceptional Items and tax (3 - 4)	(3.75)	(1.70)	(2.99)	(5.45)	(2.62)	(20.26)
6	Earlier years Excess Provision Reversed	-	-	-	-	-	0.69
7	Exceptional items	-	-	-	-	-	-
8	Profit/(Loss) before Tax (5 - 6)	(3.75)	(1.70)	(2.99)	(5.45)	(2.62)	(20.95)
9	Tax expense:						
	Current tax	-	-	(0.10)	-	-	-
	Earlier years tax adjustments (net)	-	-	-	-	-	-
	Deferred tax	0.07	0.05	0.21	0.12	0.18	(0.07)
10	Profit/(Loss) for the period (7 - 8)	(3.82)	(1.75)	(3.10)	(5.57)	(2.80)	(20.88)
11	Other Comprehensive Income (Net of Tax)						
12	Total comprehensive income for the period (9 + 10)	(3.82)	(1.75)	(3.10)	(5.57)	(2.80)	(20.88)
13	Paid up Equity Share Capital (Face Value the share of is ₹ 1/- each)	329.55	329.55	329.55	329.55	329.55	329.55
14	Other Equity excluding revaluation reserve	-	-	-	-	-	-
15	EPS (Face Value of the Share is ₹1/-each) (not annualised) (in Rs.)						
	Basic (₹)	(0.01)	(0.01)	(0.01)	(0.02)	(0.01)	-0.06
	Diluted (₹)	(0.01)	(0.01)	(0.01)	(0.02)	(0.01)	-0.06

*Figures in 0.00 are having value less than 0.01 (Rs. In Lakhs)

Notes:

- The above unaudited financial results for the quarter and half year ended on 30th September 2022 which have been reviewed by the Audit Committee and approved by the Board of Directors of the Company at their respective meetings held on 12th of November 2022. The statutory auditors of the company has carried out a limited review pursuant to 3 Regulation 33 of the SEBI (Listing Obligations and Disclosure Requirements) Regulations, 2015, as amended
- The financial figures of the second quarter ended 30th September 2022 are the balancing figures between in respect of the half year ended on 30th September 2022 and first quarter ended on 30th June 2022.
- Company operates in two segments viz. Construction and SMS Services. Separate information in terms of Ind AS 108 "Operating Segment" is reported as the total revenue is 10% or more of combined revenue of all operating segments.
- Previous quarter figures have been regrouped and rearranged, to conform to the current period's classification.
- The above format is an extract of the detailed format of quarter and six months ended on 30th September, 2022.
- The full format of Unaudited Quarterly Financial Results are available on the websites of the stock exchanges (www.bseindia.com) and company's website (www.utlindustries.com).

By Order of the Board
For UTL Industries Limited

Bhavik Vasantbhai Patel
Director
DIN: 07521766



Place : Vadodara

Date : 12th November 2022

UTL Industries Limited

Registered Office: 1st Floor, Vadodara Hyper, Vikram Sarabhai Marg Opp. Sarabhai Chemicals,
Nr. Genda Circle Vadodara,

Gujarat, India-390007


Script code: 500426

Tel: +91 74339 73999, Email: utlindustries@gmail.com

Website: www.utlindustries.com, CIN: L27100GJ1989PLC012843

STATEMENT OF ASSETS AND LIABILITIES AS AT 30th SEPTEMBER, 2022

(Rs. in lakhs)

PARTICULARS	AS AT 30-Sep-2022	AS AT 31-Mar-2022
	Un-Audited	Audited
Assets		
Non-current assets		
Property, plant and equipment	0.51	0.80
Capital work-in-progress	-	-
Investment property	-	-
Other intangibles assets	-	-
Intangible Assets under development	-	-
Financial assets - Loans	-	-
Non-current tax assets (net)	-	-
Other non-current assets	-	-
Total Non-current assets	0.51	0.80
Current assets		
Inventories	0.11	0.13
Financial assets		
Trade receivables	604.49	610.74
Cash and cash equivalents	8.58	9.79
Other bank balances	-	-
Short Term Loans & Advances	16.56	14.74
Other financial assets	-	-
Other current assets	2.06	1.12
Deferred tax assets (Net)	0.13	0.25
Total Current assets	631.93	636.77
Total Assets	632.44	637.57
Equity and liabilities		
Equity		
Equity share capital	329.55	329.55
Reserves & Surplus	117.59	123.16
Total Equity	447.14	452.71
Liabilities		
Non-current liabilities		
Financial liabilities		
Loans	-	-
Other financial liabilities	-	-
Provisions	-	-
Other non-current liabilities	-	-
Deferred Tax Liabilities (Net)	-	-
Total Non-current liabilities	-	-
Current liabilities		
Financial liabilities		
Loans	3.90	3.90
Trade payables	179.27	179.38
Other financial liabilities	-	-
Other current liabilities	-	-
Provisions	2.13	1.58
Current tax liabilities (net)	-	-
Total Current liabilities	185.30	184.86
Total Equity and liabilities	632.44	637.57
Place: Vadodara Date : 12th November, 2022	By Order of The Board For UTL INDUSTRIES LIMITED  Director DIN: 07521766	



UTL Industries Limited

Registered Office: 1st Floor, Vadodara Hyper, Vikram Sarabhai Marg Opp. Sarabhai
Chemicals, Nr. Genda Circle Vadodara,
Gujarat, India-390007 Script code:500426

Tel: +91 74339 73999, Email: utlindustries@gmail.com
Website: www.utlindustries.com, CIN: L27100GJ1989PLC012843

(Rs. in lakhs)

PARTICULARS	30th Sep 2022	30th Sep 2021
A. Cash Flow From Operating Activities		
Net Profit before tax and extraordinary items(as per Statement of Profit and Loss)	(5.45)	(2.62)
Adjustments for non Cash/ Non trade items:		
Depreciation & Amortization Expenses	0.29	0.39
Interest Received	(0.05)	(0.04)
Finance Cost	-	0.05
Operating profits before Working Capital Changes	(5.21)	(2.22)
Adjusted For:		
(Increase) / Decrease in Trade receivables	6.25	40.94
Increase / (Decrease) in Trade payables	(0.11)	(18.46)
(Increase) / Decrease in Inventories	0.02	0.41
Increase / (Decrease) In Provision	0.55	1.03
(Increase) / Decrease in Deferred Tax Assets	0.12	0.18
Increase / (Decrease) in Other Current Liabilities		(19.73)
(Increase) / Decrease in Short Term Loans & Advances	(1.82)	0
(Increase) / Decrease in Other Current Assets	(0.94)	3.32
Cash generated from Operations	(1.14)	5.47
Income Tax (Paid) / Refund	-	-
Net Cash flow from Operating Activities(A)	(1.14)	5.47
B. Cash Flow From Investing Activities		
Purchase of Tangible Assets	-	-
Interest Received	0.05	0.04
Net Cash used in Investing Activities(B)	0.05	0.04
C. Cash Flow From Financing Activities		
Increase/ (decrease) in Long Term Loans & Advances	-	-
Increase/ (decrease) in Other Non Current Assets	-	-
Proceeds from issue of Share Capital	-	-
Increase/ (decrease) in Long Term Borrowings	-	-
Increase in / (Repayment) of Short term Borrowings	-	-
Finance Cost	-	(0.05)
Other Inflows / (Outflows) of cash	(0.12)	(0.18)
Net Cash used in Financing Activities(C)	(0.12)	(0.23)
D. Net Increase / (Decrease) in Cash & Cash Equivalents(A+B+C)	(1.21)	5.28
E. Cash & Cash Equivalents at Beginning of period	9.79	5.77
F. Cash & Cash Equivalents at End of period	8.58	11.05
G. Net Increase / (Decrease) in Cash & Cash Equivalents(F-E)	(1.21)	5.28
H. Difference (F-(D+E))		-


Note: Rounded off to nearest Rs. In Lakhs

Place: Vadodara

Date 12th November 2022

By Order of The Board
For UTL INDUSTRIES LIMITED

Bhavik Vasantbhai Patel
Director
DIN: 07521766



UTL Industries Limited

Registered Office: 1st Floor, Vadodara Hyper, Vikram Sarabhai Marg Opp. Sarabhai Chemicals, Nr. Genda Circle Vadodara, Gujarat, India-390007

Tel: +91 74339 73999, Email: utlindustries@gmail.com
Website: www.utlindustries.com, CIN: L27100GJ1989PLC012843

Script code:500426

(Rs in Lakhs)

UNAUDITED SEGMENT INFORMATION FOR THE QUARTER ENDED 30th September, 2022

PARTICULARS	QUARTER ENDED			HALF YEARLY		YEAR ENDED
	30-Sep-22	30-Jun-22	30-Sep-21	30-Sep-22	30-Sep-21	31-Mar-22
Segment Revenue						
SMS Business	0.60	1.38	1.52	1.98	3.22	7.67
Construction Business	0.00	0.00	0.01	0.00	4.44	7.29
	0.60	1.38	1.53	1.98	7.66	14.96
Add : Unallocated Income	0.03	0.22	0.00			-
Total Income	0.63	1.60	1.53	1.98	7.66	14.96
Segment Result						
SMS Business	-0.02	-0.03	0.11	-0.05	0.25	0.17
Construction Business	0.00	0.00	-3.10	0.00	-2.82	-21.12
	-0.02	-0.03	-2.99	-0.05	-2.57	-20.95
Less: Unallocated expense/(income)	3.73	1.67	0.00	5.40	0.00	0.00
Less: Finance cost	0.00	0.00	0.00	0.00	0.05	0.00
Profit/ (Loss) before tax	-3.75	-1.70	-2.99	-5.45	-2.62	-20.95


PARTICULARS	QUARTER ENDED			HALF YEARLY		YEAR ENDED
	30 Sep 22	30 Jun 22	30 09 21	30-09-22	30-09-21	31-Mar-22
Segment Assets						
SMS Business	6.55	6.56	6.38	6.55	6.38	6.75
Construction Business	625.89	629.31	678.77	625.89	678.77	630.82
Total Segment assets	632.44	635.87	685.15	632.44	685.15	637.57
Segment Liabilities						
SMS Business	0.02	0.60	-	0.02	-	0.18
Construction Business	185.28	184.89	214.36	185.28	214.36	184.68
Total Segment Liabilities	185.30	185.49	214.36	185.30	214.36	184.86

Notes:

1. Company operates in two segments viz. Construction and SMS Services. Separate information in terms of Ind AS 108 "Operating Segment" is reported as the total revenue is 10% or more of combined revenue of all operating segments.
2. Previous period figures have been regrouped and rearranged, to conform to the current period's classification.

For and on the behalf of the Board
For UTL Industries Ltd.


Bhavik Vasantbhai Patel
Director
DIN: 07521766



Date: 12th November, 2022

Place: Vadodara




Independent Auditor's Review Report on Unaudited Quarterly and half yearly Financial Results of the Company pursuant to the Regulation 33 and 52 of the SEBI (Listing Obligations and Disclosure Requirements) Regulations, 2015, as amended

Review Report to
The Board of Directors
UTL Industries Limited

1. We have reviewed the accompanying statement of unaudited financial results of UTL Industries Limited ('the Company') for the quarter ended 30th September 2022 and Half yearly to date from 1st April 2022 to 30th September 2022 (the "Statement") attached herewith, being submitted by the company pursuant to the requirement of Regulation 33 and 52 of the SEBI (Listing Obligation and Disclosure Requirements) Regulation 2015, as amended (the "Listing Regulations").
2. This Statement, which is the responsibility of the Company's Management and approved by the Company's Board of Directors, has been prepared in accordance with the recognition and measurement principles laid down in the Indian Accounting Standard 34 "Interim Financial Reporting" ("Ind AS 34"), prescribed under Section 133 of the Companies Act, 2013 ('the Act'), SEBI Circulars No. CIR/CFD/FAC/62/2016 dated 5th July 2016 and as amended by SEBI Circular No. CIR/CFD/CMD1/44/2019 dated 29th March 2019 (hereinafter referred to as 'the SEBI Circulars'), read with relevant rules issued there under and other accounting principles generally accepted in India. Our responsibility is to express a conclusion on the Statement based on our review.
3. We conducted our review of the Statement in accordance with the Standard on Review Engagement (SRE) 2410, "Review of Interim Financial Information Performed by the Independent Auditor of the Entity" issued by the Institute of Chartered Accountants of India. This standard requires that we plan and perform the review to obtain moderate assurance as to whether the statement is free of material misstatement. A review of interim financial information consists of making inquiries, primarily of the Company's personnel responsible for financial and accounting matters, and applying analytical and other review procedures. A review is substantially less in scope than an audit conducted in accordance with the Standards on Auditing and consequently does not enable us to obtain assurance that we would become aware of all significant matters that might be identified in an audit. Accordingly, we do not express an audit opinion.
4. Based on our review conducted as above, nothing has come to our attention that causes us to believe that the accompanying Statement, prepared in accordance with the recognition and measurement principles laid down in the aforesaid Indian Accounting Standards ('Ind AS') specified under Section 133 of the Companies Act, 2013 as amended, read with relevant rules issued thereunder and other accounting principles generally accepted in India, has not disclosed the information required to be disclosed in terms of Listing Regulations, including the manner in which it is to be disclosed, or that it contains any material misstatement.

Date: 12th November, 2022
Place: Vadodara
UDIN:22031269BCXIMO4503



For, S D T & Co.
Chartered Accountants
FRN: 112226W

Dilip K. Thakkar
(Partner)
Membership No.031269