



**Tanla Platforms Limited**  
(Formerly known as Tanla Solutions Limited)  
Tanla Technology Center  
Hi-tech city Road, Madhapur,  
Hyderabad, India - 500081  
CIN: L72200TG1995PLC021262

T: +91-40-40099999  
info@tanla.com  
www.tanla.com

October 21, 2021

To,

BSE Limited Phiroze Jeejeebhoy Towers, Dalal Street, Mumbai - 400 001 Scrip Code: <b>532790</b>	National Stock Exchange of India Ltd. “Exchange Plaza” Bandra-Kurla Complex, Bandra (East), Mumbai - 400 051 Symbol: <b>TANLA</b>
---	---

Dear Madam/Sir,

**Sub: Outcome of the Board Meeting**

Pursuant to Regulation 30 of the SEBI (Listing Obligations and Disclosure Requirements) Regulations, 2015 ('Listing Regulations'), we wish to inform that, the meeting of the Board of Directors held on October 21, 2021, commenced at 11:45 AM and concluded at 4:00 PM.

The Board, *inter-alia*, discussed the following on Thursday, October 21, 2021:

1. Approved the unaudited standalone and consolidated financial results of the Company for the quarter and half year ended September 30, 2021. (**Attached**)
2. Took note of the Limited Review Report issued by the Statutory Auditors of the Company in respect of unaudited standalone and consolidated financial results for the quarter and half year ended September 30, 2021. (**Attached**)

Request you to take the same on record and oblige.

Yours faithfully,

For **Tanla Platforms Limited**  
(Formerly known as Tanla Solutions Limited)


Seshanuradha Chava  
General Counsel and Chief Regulatory Officer  
ACS-15519

# TANLA PLATFORMS LIMITED

(formerly known as Tanla Solutions Limited)

CIN: L72200TG1995PLC021262

TANLA TECHNOLOGY CENTRE,HITECH CITY ROAD, MADHAPUR, HYDERABAD - 500081

STATEMENT OF UNAUDITED FINANCIAL RESULTS FOR THE QUARTER & HALF YEAR ENDED SEPTEMBER 30, 2021



Part I

₹ in Lakhs

Particulars (Refer notes below)	Consolidated Results for the						Standalone Results for the					
	Quarter ended Sept 30, 2021	Quarter ended June 30, 2021	Quarter ended Sept 30, 2020	Half Year ended Sept 30, 2021	Half Year ended Sept 30, 2020	Year ended March 31, 2021	Quarter ended Sept 30, 2021	Quarter ended June 30, 2021	Quarter ended Sept 30, 2020	Half Year ended Sept 30, 2021	Half Year ended Sept 30, 2020	Year ended March 31, 2021
	Unaudited	Unaudited	Unaudited	Unaudited	Unaudited	Audited	Unaudited	Unaudited	Unaudited	Unaudited	Unaudited	Audited
1 Revenue from Operations (net)	84,161.75	62,638.36	58,324.67	1,46,800.12	1,03,879.44	2,34,146.55	29,435.99	22,697.22	19,557.29	52,133.21	39,217.72	89,187.55
2 Other Income	314.48	430.13	474.47	744.61	1,797.24	2,193.48	1,660.95	258.77	1,764.73	1,919.72	2,768.86	3,082.06
3 Total income (1+2)	84,476.24	63,068.49	58,799.14	1,47,544.73	1,05,676.68	2,36,340.03	31,096.94	22,955.99	21,322.02	54,052.93	41,986.58	92,269.61
4 Expenses												
(a) Cost of services	61,138.78	45,292.73	44,891.65	1,06,431.51	79,916.23	1,76,380.05	24,456.28	17,669.85	14,678.39	42,126.13	31,821.32	71,087.64
(b) Employee benefits expense	3,305.47	2,530.56	2,283.26	5,836.03	4,273.43	8,605.20	1,329.46	755.09	543.19	2,084.55	977.76	2,153.38
(c) Depreciation and amortisation expense	1,041.40	914.97	992.26	1,956.37	2,141.04	3,956.51	156.36	148.11	175.89	304.47	424.85	711.93
(d) Connectivity & related expenses	351.00	275.18	280.78	626.18	477.75	1,174.06	189.86	147.52	122.58	337.38	179.78	514.59
(e) Finance costs	57.87	16.28	8.94	74.15	78.90	107.48	3.34	4.42	1.47	7.76	3.43	9.72
(f) Other expenses	1,498.37	1,087.01	1,115.73	2,585.38	1,958.77	4,641.31	674.89	446.14	649.84	1,121.03	1,004.78	2,118.26
Total expenses	67,392.89	50,116.73	49,572.62	1,17,509.62	88,846.12	1,94,864.61	26,810.19	19,171.13	16,171.36	45,981.32	34,411.92	76,595.52
5 Profit before exceptional items/share in net profit/(loss) of associate (3-4)	17,083.35	12,951.76	9,226.52	30,035.11	16,830.56	41,475.42	4,286.75	3,784.86	5,150.66	8,071.61	7,574.66	15,674.09
6 Exceptional item : Reversal for impairment of investment in subsidiaries	-	-	-	-	-	-	-	-	-	-	-	(3,972.88)
7 Profit before non-controlling interest/share in net profit/(loss) of associate (5-6)	17,083.35	12,951.76	9,226.52	30,035.11	16,830.56	41,475.42	4,286.75	3,784.86	5,150.66	8,071.61	7,574.66	19,646.97
8 Share in net profit/(loss) of associate	-	-	-	-	-	-	-	-	-	-	-	-
9 Profit before tax (7-8)	17,083.35	12,951.76	9,226.52	30,035.11	16,830.56	41,475.42	4,286.75	3,784.86	5,150.66	8,071.61	7,574.66	19,646.97
10 Tax Expense												
- Current tax	3,356.95	2,488.48	1,053.21	5,845.43	1,607.00	5,890.81	592.38	667.77	638.49	1,260.15	798.89	1,794.96
- Prior period taxes/MAT credit	(177.66)	(195.37)	-	(373.03)	(1,074.77)	(1,074.77)	-	-	-	-	-	-
- Deferred Tax	287.01	210.16	26.00	497.17	290.47	1,045.63	237.28	262.42	156.41	499.70	976.11	1,996.08
11 Net Profit for the period (9-10)	13,617.05	10,448.49	8,147.31	24,065.54	16,007.86	35,613.75	3,457.09	2,854.67	4,355.76	6,311.76	5,799.66	15,855.93
Attributable to:												
- Shareholders of the Company	13,617.05	10,448.49	8,147.31	24,065.54	16,007.86	35,613.75	3,457.09	2,854.67	4,355.76	6,311.76	5,799.66	15,855.93
- Non controlling Interest	-	-	-	-	-	-	-	-	-	-	-	-
12 Other Comprehensive Income	25.11	200.28	(330.52)	225.39	(332.26)	(535.64)	13.45	-	(117.99)	32.38	(154.78)	(170.32)
13 Total Comprehensive Income (11+12)	13,642.16	10,648.77	7,816.79	24,290.93	15,675.60	35,078.11	3,470.54	2,854.67	4,237.77	6,344.14	5,644.88	15,685.61
Attributable to:												
- Shareholders of the Company	13,642.16	10,648.77	7,816.79	24,290.93	15,675.60	35,078.11	3,470.54	2,854.67	4,237.77	6,344.14	5,644.88	15,685.61
- Non controlling Interest	-	-	-	-	-	-	-	-	-	-	-	-
14 Paid-up Equity Share Capital (Face Value of ₹ 1 each)	1,353.31	1,360.36	1,360.36	1,353.31	1,360.36	1,360.36	1,353.31	1,360.36	1,360.36	1,353.31	1,360.36	1,360.36
15 Total reserves	-	-	-	-	-	87,949.86	-	-	-	-	-	-
16 Earnings per share (of ₹ 1 each) (not annualised)												
(a) Basic	10.04	7.68	5.85	17.71	11.02	25.27	2.55	2.10	3.13	4.65	4.08	11.25
(b) Diluted	10.04	7.68	5.85	17.71	11.02	25.27	2.55	2.10	3.13	4.65	4.08	11.25



**Notes:**

1. The above Unaudited consolidated and standalone financial results of Tanla Platforms Limited (formerly known as Tanla Solutions Limited) ('the Company') for the quarter and half year ended September 30, 2021, which have been prepared in accordance with the Indian Accounting Standards prescribed under Section 133 of the Companies Act, 2013 read with relevant rules issued thereunder, other accounting principles generally accepted in India and guidelines issued by Securities and Exchange Board of India, were reviewed and recommended by the Audit Committee and approved by the Board of Directors at their meeting held on October 21, 2021. The Statutory Auditors have carried out a limited review on the Unaudited consolidated and standalone financial results and issued unmodified opinion thereon.

2. The Unaudited consolidated financial results include financials of subsidiaries, joint venture and an associate, as mentioned below:

- |   |   |   |
|---|---|---|
| i) Karix Mobile Privata Limited, India (formerly Known as Tanla Corporation Private Limited, India) | ii) Tanla Mobile Asia Pacific Pte Ltd., Singapore | iii) Tanla Digital Labs Private Limited, India          |
| iv) Gamooga Softech Private Limited, India  | v) Capitalsiri Investments Private Limited, India | vi) Tanla Digital Labs FZ-LLC, Dubai                    |
| vii) Tanla Digital (India) Private Limited, India   | viii) Tanla Foundation, India                     | ix) Joint Venture: TZ Mobile Private Limited, India and |
| x) Associate: Jengatron Gaming Private Limited, India.  |   |   |

**3. Restricted Stock Unit Plan 2021:**

During the quarter ended September 30, 2021, 269,000 options were granted to the employees under Tanla Platforms Limited-Restricted Stock Unit Plan 2021, as approved by the Board of Directors dated May 19, 2021, and shareholders dated June 19, 2021.

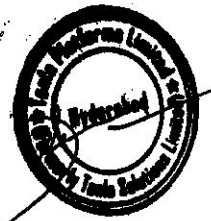
**4. Buyback of equity shares:**

Pursuant to the public announcement dated July 23, 2021, the Company has bought back 705,677 equity shares at an average price of ₹ 907 per share. Total cost incurred towards buyback was ₹ 8,012.29 lakhs, of which ₹ 1,513.87 lakhs was paid towards buyback tax @ 23.36%. Transaction cost of ₹ 157.37 lakhs was incurred as part of buyback. The buyback was closed on September 6, 2021. In accordance with section 69 of the Companies Act, 2013, the Company has created 'Capital Redemption Reserve' of ₹ 7.06 lakhs equivalent to the nominal value of the shares bought back.

**5. Covid 19 assessment:**

The Company continues to consider the impact of Covid-19 pandemic in assessing the recoverability of receivables, goodwill, intangible assets and certain investments. For this purpose, the Company considered internal and external sources of information up to the date of the approval of these financial results. The Company based on its judgements, estimates and assumptions including sensitivity analysis expects to fully recover the carrying amount of receivables, goodwill, intangible assets, investments and other assets. There is no impact for the quarter and half year ended September 30, 2021 and the Company will continue to closely monitor any material changes to future economic conditions.

6. The Company operates in a single segment as "CPaaS provider".
7. The basic EPS and diluted EPS for the quarters has not been annualised.
8. The Unaudited financial results for the quarter and half year ended September 30, 2021 are available on the company's website ([www.tanla.com](http://www.tanla.com)) and on the websites of BSE ([www.bseindia.com](http://www.bseindia.com)) and NSE ([www.nseindia.com](http://www.nseindia.com)).
9. Previous period/year figures have been regrouped/reclassified where necessary, to conform to the current period/year classification.



## Part II

## Statement of Assets and Liabilities:

₹ in Lakhs

Particulars	Consolidated		Standalone	
	As at Sept 30, 2021 (Unaudited)	As at Mar 31, 2021 (Audited)	As at Sept 30, 2021 (Unaudited)	As at Mar 31, 2021 (Audited)
<b>I. ASSETS</b>				
(1) Non-current assets				
(a) Property, Plant and Equipment	3,170.21	2,966.56	2,322.36	2,221.53
(b) Intangible assets	9,852.11	8,881.46	855.78	919.83
(c) Intangible assets under development	1,232.23	638.67	-	-
(d) Goodwill on Consolidation	13,455.69	13,455.69	-	-
(e) Right-of-use assets	3,492.28	385.79	-	-
(f) Financial assets				
(i) Investments	-	-	32,946.44	32,946.44
(ii) Other financial assets	728.39	627.09	25.00	25.00
(g) Deferred tax assets (net)	3,787.20	4,284.37	3,214.08	3,713.78
(h) Other non-current assets	1,681.47	3,069.23	1,104.22	1,498.55
<b>Total non current assets</b>	<b>37,399.58</b>	<b>34,308.86</b>	<b>40,467.88</b>	<b>41,325.13</b>
(2) Current Assets				
(a) Financial Assets				
(i) Trade receivables	44,289.49	37,314.68	15,939.38	20,072.30
(ii) Cash and cash equivalents	79,573.80	53,710.97	23,858.40	22,246.85
(iii) Bank balances other than cash and cash equivalents	4,993.57	4,703.18	1,863.02	1,793.16
(iv) Loans and advances	353.92	343.55	-	-
(v) Other financial assets	33,502.88	25,646.05	19,540.46	13,090.99
(b) Other current assets	5,492.04	5,233.46	2,034.99	783.18
<b>Total current assets</b>	<b>1,68,205.70</b>	<b>1,26,951.89</b>	<b>63,236.25</b>	<b>57,986.48</b>
<b>TOTAL ASSETS</b>	<b>2,05,605.28</b>	<b>1,61,260.75</b>	<b>1,03,704.13</b>	<b>99,311.61</b>
<b>II. EQUITY AND LIABILITIES</b>				
(1) Equity				
(a) Equity share capital	1,353.31	1,360.36	1,353.31	1,360.36
(b) Other equity	1,02,858.23	87,949.86	62,248.19	65,286.61
<b>Total equity</b>	<b>1,04,211.54</b>	<b>89,310.22</b>	<b>63,601.50</b>	<b>66,646.97</b>
(2) Non current liabilities				
(a) Financial liabilities				
(i) Lease liabilities	3,589.08	348.67	-	-
(ii) other financial liabilities	34.60	45.35	34.60	45.35
(b) Provisions	482.74	600.98	-	-
(c) Other non-current liabilities	40.85	219.56	82.12	56.19
<b>Total Non Current Liabilities</b>	<b>4,147.27</b>	<b>1,214.56</b>	<b>116.72</b>	<b>101.54</b>
(3) Current liabilities				
(a) Financial liabilities				
(i) Trade payables	69,500.58	50,619.82	29,344.10	24,657.04
(ii) Lease liabilities	178.68	86.24	-	-
(iii) other financial liabilities	23,895.59	19,188.38	10,370.36	7,718.30
(b) Other current liabilities	2,710.13	574.53	271.45	187.76
(c) Provisions	122.88	96.41	-	-
(d) Liabilities for current tax (net)	838.61	170.59	-	-
<b>Total Current liabilities</b>	<b>97,246.47</b>	<b>70,735.97</b>	<b>39,985.91</b>	<b>32,563.10</b>
<b>TOTAL EQUITY AND LIABILITIES</b>	<b>2,05,605.28</b>	<b>1,61,260.75</b>	<b>1,03,704.13</b>	<b>99,311.61</b>



Part III  
Statement of Cash flow:

₹ in Lakhs


	Particulars	Consolidated			Standalone		
		Half year ended Sept 30, 2021 (Unaudited)	Half year ended Sept 30, 2020 (Unaudited)	Year ended March 31, 2021 (Audited)	Half year ended Sept 30, 2021 (Unaudited)	Half year ended Sept 30, 2020 (Unaudited)	Year ended March 31, 2021 (Audited)
<b>A</b>	<b>Cash flows from Operating Activities</b>						
	Profit for the period	30,035.11	16,830.56	41,475.42	8,071.61	7,574.66	15,674.09
	Adjusted for :						
	Depreciation and amortisation	1,956.37	2,141.04	3,956.51	304.47	424.85	711.93
	Interest and other income	(744.61)	(1,577.66)	(2,193.48)	(568.44)	(680.77)	(1,014.32)
	Dividend income	-	-	-	(1,351.28)	(1,595.89)	(1,595.89)
	Share based payments	148.76	7.13	14.26	148.76	7.13	14.26
	Buyback expenses	-	115.36	-	-	115.36	-
	Unrealised loss/gain on forex fluctuation	53.43	0.26	35.75	(2.81)	-	(5.16)
	Interest on leases	56.84	-	-	-	-	-
	Provision for gratuity and leave encashment	106.09	-	215.15	14.09	-	57.65
	Provision for doubtful debts	555.56	54.04	303.91	27.72	7.35	34.99
	Operating profits before working capital charges	32,167.55	17,570.73	43,807.52	6,644.12	5,852.69	13,877.55
	Changes in current assets and liabilities						
	(Increase)/Decrease in trade receivables	(6,974.81)	(4,716.20)	(4,737.75)	4,132.93	5,419.59	4,712.34
	(Increase)/Decrease in financial and non-financial assets	(12,644.50)	8,944.51	(324.01)	(6,690.47)	3,125.87	(902.79)
	Increase/(Decrease) in financial and non-financial liabilities	10,562.47	(163.50)	405.49	2,750.93	(2,845.09)	(470.49)
	Increase/(Decrease) in trade payables & other liabilities	18,880.76	(905.01)	22,559.56	4,687.06	(1,879.49)	11,313.11
	Cash generated from operations	41,991.47	20,730.53	61,711.81	11,524.55	9,673.57	28,529.72
	Income taxes paid	(4,683.25)	(1,391.13)	(5,610.12)	(1,876.10)	(591.21)	(2,270.17)
	<b>Net cash generated from operating activities</b>	<b>37,308.22</b>	<b>19,339.4</b>	<b>56,101.69</b>	<b>9,648.45</b>	<b>9,082.36</b>	<b>26,259.55</b>
<b>B</b>	<b>Cash Flows From Investing Activities:</b>						
	(Purchase)/sale of fixed assets/intangible assets	(2,290.80)	(1,500.25)	(3,171.12)	(341.25)	(367.60)	(610.00)
	Dividend received from Subsidiaries	-	-	-	1,351.28	1,595.89	1,595.89
	Interest & other income received	744.61	1,508.03	2,193.48	568.44	680.77	1,014.32
	<b>Net cash used in investing activities</b>	<b>(1,546.19)</b>	<b>7.78</b>	<b>(977.64)</b>	<b>1,578.47</b>	<b>1,909.06</b>	<b>2,000.21</b>
<b>C</b>	<b>Cash Flows From Financing Activities:</b>						
	Proceeds from issue of shares	-	2,009.88	1,843.15	-	2,009.88	1,843.15
	Shares bought back including transaction cost	(8,192.22)	(16,585.06)	(16,607.59)	(8,192.22)	(16,585.06)	(16,607.59)
	Payment of lease liabilities	-	23.59	(538.71)	-	-	-
	Interest paid on lease liabilities	(63.28)	(104.37)	(106.33)	-	-	-
	Dividends and dividend tax paid during the year	(1,353.31)	(1,357.88)	(1,357.88)	(1,353.31)	(1,357.88)	(1,357.88)
	<b>Net Cash generated from financing activities</b>	<b>(9,608.81)</b>	<b>(16,013.84)</b>	<b>(16,767.36)</b>	<b>(9,545.53)</b>	<b>(15,933.06)</b>	<b>(16,122.32)</b>
	<b>Net Increase / (decrease) in cash and cash equivalents</b>	<b>26,153.22</b>	<b>3,333.34</b>	<b>38,356.69</b>	<b>1,681.41</b>	<b>(4,941.67)</b>	<b>12,137.44</b>
	Cash and cash equivalents at the beginning of the year	58,414.15	20,057.47	20,057.47	24,040.01	11,902.59	11,902.59
	Cash and cash equivalents at the end of the year	84,567.37	23,390.81	58,414.16	25,721.42	6,960.96	24,040.03

For and on behalf of the Board of Directors

D. Uday Kumar Reddy  
Chairman & CEO  
DIN: 00003382



Hyderabad  
October 21, 2021





**MSKA**  
& Associates

Chartered Accountants

1101/B, Manjeera Trinity Corporate,  
JNTU-Hitech City Road, Kukatpally,  
Telangana State, Hyderabad 500072, INDIA  
Tel: +91 40 6814 2999

**Independent Auditor's Review Report on Consolidated Unaudited Quarterly and year to date financial results of the Group, its Associate and Jointly controlled entities pursuant to the Regulation 33 of the SEBI (Listing Obligations and Disclosure Requirements) Regulations, 2015**

**The Board of Directors  
Tanla Platforms Limited  
(Formerly known as Tanla Solutions Limited)**

1. We have reviewed the accompanying statement of consolidated unaudited financial results of Tanla Platforms Limited (Formerly known as Tanla Solutions Limited) ('the Holding Company'), its subsidiaries, (the Holding Company and its subsidiaries together referred to as the 'Group') and its share of the net profit/(loss) after tax and total comprehensive profit/(loss) of its associate and joint venture for the quarter ended September 30, 2021 and the year to-date results for the period from April 01, 2021 to September 30, 2021 ('the Statement'), being submitted by the Holding Company pursuant to the requirements of Regulation 33 of the Securities and Exchange Board of India (Listing Obligations and Disclosure Requirements) Regulations, 2015 as amended ('the Regulations').
2. This Statement has been prepared by the Holding Company's Management in accordance with the recognition and measurement principles laid down in Indian Accounting Standard 34 'Interim Financial Reporting' ('Ind AS 34'), prescribed under Section 133 of the Companies Act, 2013 read with relevant rules issued thereunder and other recognized accounting principles generally accepted in India.
3. We conducted our review of the Statement in accordance with the Standard on Review Engagement (SRE) 2410, 'Review of Interim Financial Information Performed by the Independent Auditor of the Entity' issued by the Institute of Chartered Accountants of India. This standard requires that we plan and perform the review to obtain moderate assurance as to whether the financial results are free of material misstatement. A review consists of making inquiries, primarily of persons responsible for financial and accounting matters, and applying analytical and other review procedures. A review is substantially less in scope than an audit conducted in accordance with Standards on Auditing and consequently does not enable us to obtain assurance that we would become aware of all significant matters that might be identified in an audit. Accordingly, we do not express an audit opinion.

We also performed procedures in accordance with the circular issued by the SEBI under Regulation 33 (8) of the SEBI (Listing Obligations and Disclosure Requirements) Regulations, 2015, as amended, to the extent applicable.



4. This Statement includes the results of the following entities:

Sr. No	Name of the Company	Relationship with the Holding Company
1	Karix Mobile Private Limited, India	Wholly Owned Subsidiary
2	Tanla Mobile Asia Pacific Pte Limited, Singapore	Wholly Owned Subsidiary
3	Tanla Digital Labs Private Limited	Wholly Owned Subsidiary
4	Gamooga Softtech Private Limited	Wholly Owned Subsidiary
5	Capitalsiri Investments Private Limited, India	Wholly Owned Subsidiary
6	Tanla Digital Labs FZ-LLC, Dubai	Wholly Owned Step-down Subsidiary
7	Tanla Digital (India) Private Limited, India	Wholly Owned Step-down Subsidiary
8	Tanla Foundation, India	Wholly Owned Subsidiary
9	TZ Mobile Private Limited, India	Joint Venture
10	Jengatron Gaming Private Limited, India	Associate Company

5. Based on our review conducted and procedures performed as stated in paragraph 3 above and based on the consideration of the review reports of the branch auditors and other auditors referred to in paragraph 6 below, nothing has come to our attention that causes us to believe that the accompanying Statement prepared in accordance with the recognition and measurement principles laid down in Ind AS 34, prescribed under Section 133 of the Companies Act, 2013 read with relevant rules issued thereunder and other recognized accounting principles generally accepted in India has not disclosed the information required to be disclosed in terms of the Regulation including the manner in which it is to be disclosed, or that it contains any material misstatement.

6. We did not review the financial information of a Subsidiary and Dubai branch included in the consolidated unaudited financial results of the Company, whose information reflect total assets of Rs. 7,582.16 Lakhs as at September 30, 2021 and total revenues of Rs. 6,105.57 Lakhs and Rs. 6,629.15 Lakhs, total net profit after tax of Rs. 1,290.73 Lakhs and Rs. 1,343.28 Lakhs and total comprehensive income of Rs. 1,287.85 Lakhs and Rs. 1,341.48 Lakhs for the quarter ended September 30, 2021 and for the period from April 01, 2021 to September 30, 2021 respectively, and Net cash inflows of Rs. 3,374.76 Lakhs for the period from April 01, 2021 to September 30, 2021, as considered in the respective standalone unaudited financial information of the entities included in the Group. These financial information have been reviewed by the other auditors whose reports have been furnished to us by the Management, and our conclusion in so far as it relates to the amounts and disclosures included in respect of aforesaid subsidiary and branch, is based solely on the report of such other auditors and the procedures performed by us as stated in paragraph 3 above.

Our conclusion on the Statement is not modified in respect of the above matter.



7. The consolidated unaudited financial results include the interim financial information of two subsidiaries which have not been reviewed by their auditors, whose interim financial information reflect total assets of Rs. 188.64 Lakhs as at September 30, 2021 and total revenue of Rs. Nil and Rs. Nil, total net profit after tax of Rs. 0.87 Lakhs and Rs. 0.97 Lakhs and total comprehensive income of Rs. 0.87 Lakhs and Rs. 0.97 Lakhs for the quarter ended September 30, 2021 and for the period from April 01, 2021 to September 30, 2021, respectively, and net cash inflows of Rs. 3.56 Lakhs for the period from April 01, 2021 to September 30, 2021, as considered in the consolidated unaudited financial results. The consolidated unaudited financial results also include the Group's share of net profit/(loss) after tax of Rs. Nil and Rs. Nil and total comprehensive income / (loss) of Rs. Nil and Rs. Nil for the quarter ended September 30, 2021 and for the period from April 01, 2021 to September 30, 2021, respectively, as considered in the consolidated unaudited financial results, in respect of an associate and jointly controlled entity, based on their interim financial information which have not been reviewed by their auditors. According to the information and explanations given to us by the Management, this interim financial information are not material to the Group.

Our conclusion on the Statement is not modified in respect of the above matter.

**For MSKA & Associates**

Chartered Accountants

ICAI Firm Registration No.105047W



Amit Kumar Agarwal  
Partner

Membership No.: 214198

UDIN: 21214198AAAAFX1878



Place: Hyderabad

Date: October 21, 2021





**MSKA**  
& Associates

Chartered Accountants

1101/B, Manjeera Trinity Corporate,  
JNTU-Hitech City Road, Kukatpally,  
Telangana State, Hyderabad 500072, INDIA  
Tel: +91 40 6814 2999

**Independent Auditor's Review Report on unaudited quarterly and year to date standalone financial results of the Company pursuant to the Regulation 33 of the SEBI (Listing Obligations and Disclosure Requirements) Regulations, 2015**

**The Board of Directors  
Tanla Platforms Limited  
(Formerly Known as Tanla Solutions Limited)**

1. We have reviewed the accompanying statement of unaudited standalone financial results of Tanla Platforms Limited ('the Company') for the quarter ended September 30, 2021 and the year to-date results for the period April 01, 2021 to September 30, 2021 ('the Statement') attached herewith, being submitted by the Company pursuant to the requirements of Regulation 33 of the Securities and Exchange Board of India (Listing Obligations and Disclosure Requirements) Regulations, 2015 as amended ('the Regulation').
2. This Statement has been prepared by the Company's Management in accordance with the recognition and measurement principles laid down in Ind AS 34 'Interim Financial Reporting', prescribed under Section 133 of the Companies Act, 2013 read with relevant rules issued thereunder and other recognized accounting principles generally accepted in India.
3. We conducted our review of the Statement in accordance with the Standard on Review Engagement (SRE) 2410, "Review of Interim Financial Information Performed by the Independent Auditor of the Entity" issued by the Institute of Chartered Accountants of India. This standard requires that we plan and perform the review to obtain moderate assurance as to whether standalone financial results are free of material misstatements. A review consists of making inquiries, primarily of persons responsible for financial and accounting matters, and applying analytical and other review procedures. A review is substantially less in scope than an audit conducted in accordance with Standards on Auditing and consequently does not enable us to obtain assurance that we would become aware of all significant matters that might be identified in an audit. Accordingly, we do not express an audit opinion.
4. Based on our review conducted as above, nothing has come to our attention that causes us to believe that the accompanying Statement of unaudited standalone financial results prepared in accordance with the recognition and measurement principles laid down in Ind AS 34, prescribed under Section 133 of the Companies Act, 2013 read with relevant rules issued thereunder and other recognized accounting principles generally accepted in India has not disclosed the information required to be disclosed in terms of the Regulation including the manner in which it is to be disclosed, or that it contains any material misstatement.





5. We did not review the interim financial information of Dubai branch included in the standalone unaudited financial results of the Company, whose financial information reflect total assets of Rs. 1,781.24 Lakhs as at September 30, 2021 and total revenues of Rs. 512.84 Lakhs and Rs. 1,036.42 Lakhs, total net (loss) after tax of Rs. (186.04) Lakhs and Rs. (127.75) Lakhs and total comprehensive (loss) of Rs. (188.92) Lakhs and Rs. (129.56) Lakhs for the quarter ended September 30, 2021 and for the period from April 01, 2021 to September 30, 2021 respectively, and net cash outflows of Rs. 768.32 Lakhs for the period from April 01, 2021 to September 30, 2021. The interim financial information of the branch has been reviewed by the other auditor whose report have been furnished to us, and our conclusion in so far as it relates to the amounts and disclosures included in respect of this branch, is based solely on the report of such branch auditor and the procedures performed by us as stated in paragraph 3 above.

Our conclusion on the Statement is not modified in respect of the above matter.

**For MSKA & Associates**

Chartered Accountants

ICAI Firm Registration No.105047W



Amit Kumar Agarwal

Partner

Membership No.:214198

UDIN: 21214198AAAAFW9792

Place: Hyderabad

Date: October 21, 2021