

AC

By Listing Centre

November 10, 2020

To
Listing Compliance Department
BSE Limited
Phiroze Jeejeebhoy Towers,
Dalal Street,
Mumbai 400 001

Dear Sir/Madam,

Sub: Submission of Unaudited Financial Results for the Six Months ended September 30, 2020 along with Limited Review Report of Auditors' for the Six Months ended 30th September, 2020.
Ref: Scrip Code 540757


With reference to captioned subject, in compliance with Regulation 33 of the SEBI (Listing Obligations & Disclosures Requirements) Regulations, 2015 enclosed herewith Unaudited Financial Results for the Six Months ended September 30, 2020 duly taken on record by the Board of Directors meeting of the company at its meeting held on November 10, 2020.

You are requested to please take the above on your record.

Thanking you,

For **SHEETAL COOL PRODUCTS LIMITED**


Bhupatbhai D Bhuva
MANAGING DIRECTOR
DIN: 06616061



Encl: As Above

SHEETAL COOL PRODUCTS LIMITED

Plot No. 75 to 81 - 61, G.I.D.C. Estate, Amreli - 365601, Gujarat, INDIA.
info@sheetalicecream.com / www.sheetalicecream.com

CIN : L15205GJ2013PLC077205



**INDEPENDENT AUDITOR'S REVIEW REPORT ON REVIEW OF INTERIM
STANDALONE FINANCIAL RESULTS**

To
Board of Directors,
Sheetal Cool Products Limited

1. We have reviewed the accompanying Statement of Unaudited Standalone Financial Results of **Sheetal Cool Products Limited** ("the Company"), for the half year ended September 30, 2020 ("the Statement"), being submitted by the Company pursuant to the requirement of Regulation 33 of the SEBI (Listing Obligations and Disclosure Requirements) Regulations, 2015, as amended.
2. This Statement, which is the responsibility of the Company's Management and approved by the Company's Board of Directors and has been prepared in accordance with the recognition and measurement principles laid down in the Accounting Standard 25 "Interim Financial Reporting" ("AS 25"), prescribed under Section 133 of the Companies Act, 2013 read with relevant rules issued thereunder and other accounting principles generally accepted in India. Our responsibility is to issue a report on these financial statements based on our review.
3. We conducted our review of the Statement in accordance with the Standard on Review Engagements (SRE) 2410 "Review of Interim Financial Information Performed by the Independent Auditor of the Entity", issued by the Institute of Chartered Accountants of India (ICAI). This standard requires that we plan and perform the review to obtain moderate assurance as to whether the financial statements are free of material misstatement. A review is limited primarily to inquiries of company personnel and analytical procedures applied to financial data and thus provide less assurance than an audit. A review is substantially less in scope than an audit conducted in accordance with Standards on Auditing specified under section 143(10) of the Companies Act, 2013 and consequently does not enable us to obtain assurance that we would become aware of all significant matters that might be identified in an audit. We have not performed an audit and accordingly, we do not express an audit opinion.
4. Based on our review conducted as above, nothing has come to our attention that causes us to believe that the accompanying Statement prepared in accordance with applicable Accounting Standards and other recognized accounting practices and policies generally accepted in India, has not disclosed the information required to be disclosed in terms of Regulation 33 of the SEBI (Listing Obligations and Disclosure Requirements) Regulations, 2015 including the manner in which it is to be disclosed, or that it contains any material misstatement.



5. As more fully described in Note 6 to the Statement, to assess the recoverability of certain assets, the Company has considered internal and external information up to the date of this report in respect of the current and estimated future Indian economic indicators consequent to the global health pandemic. The actual impact of the pandemic may be different from that considered in assessing the recoverability of these assets.

Our conclusion on the Statement is not modified in respect of this matter.

Place: Rajkot
Date: 10/11/2020

For **HB Kalaria & Associates**
Firm Reg. No. 104571W
Chartered Accountants



(Hasmukh B. Kalaria)
Partner
Mem. No. 042002
Firm Reg: 104571W
UDIN:20042002AAAASW4467

SHEETAL COOL PRODUCTS LIMITED
STATEMENT OF STANDALONE UNAUDITED FINANCIAL RESULTS FOR THE HALF YEAR ENDED 30TH SEPTEMBER, 2020

(Rs. in lakhs)

Particulars	Six months ended	Preceding Six months ended	Corresponding Six months ended	Previous year Ended
	30.09.2020	31.03.2020	30.09.2019	31.03.2020
	(Unaudited)	(Unaudited)	(Unaudited)	(Audited)
I. Revenue from Operations	8,890.80	11,780.95	14,111.97	25,892.92
II. Other Income	50.83	85.44	15.39	100.84
III. Total Revenue (I + II)	8,941.63	11,866.39	14,127.36	25,993.76
IV. Expenses:				
Cost of materials consumed	5,908.74	7,846.32	11,393.43	19,239.75
Purchases of Stock-in-Trade	-	-	-	-
Changes in inventories of finished goods, work-in-progress and stock-in-trade	(463.49)	80.29	(1,657.43)	(1,577.14)
Employee benefits expense	713.73	769.57	853.42	1,623.00
Finance costs	303.56	235.89	231.27	467.16
Depreciation and amortisation expense	811.46	813.03	773.28	1,586.30
Other expenses	1,285.12	1,490.34	1,879.39	3,369.73
Total expenses (IV)	8,559.12	11,235.44	13,473.35	24,708.80
V. Profit before exceptional and extraordinary items and tax (III - IV)	382.51	630.95	654.01	1,284.96
VI. Exceptional items	-	-	-	-
VII. Profit before extraordinary items and tax (V - VI)	382.51	630.95	654.01	1,284.96
VIII. Extraordinary items	-	-	-	-
IX. Profit before tax (VII- VIII)	382.51	630.95	654.01	1,284.96
X. Tax expense:				
(1) Current tax	120.29	80.90	235.88	316.78
(2) MAT credit entitlement	-	-	-	-
(3) Deferred tax	(15.10)	35.60	(48.37)	(12.77)
XI. Profit (Loss) for the period from continuing operations (IX-X)	277.32	514.45	466.50	980.95
XII. Profit/(loss) from discontinuing operations	-	-	-	-
XIII. Tax expense of discontinuing operations	-	-	-	-
XIV. Profit/(loss) from Discontinuing operations (after tax) (XII-XIII)	-	-	-	-
XV. Profit (Loss) for the period (XI + XIV)	277.32	514.45	466.50	980.95
Paid-up Equity Share Capital (weighted Average) (Face Value Rs. 10 Each)	1,050.00	1,050.00	1,050.00	1,050.00
XVI. Earnings per equity share:				
(1) Basic	2.64	4.90	4.44	9.34
(2) Diluted	2.64	4.90	4.44	9.34
XVII. Interest Service Coverage Ratio				
Debt Service Coverage Ratio	-	-	-	2.88
Debt Equity Ratio	-	-	-	0.86

Notes to the financial results:

- The Company's Standalone financial results for the Half year ended September 30, 2020 have been reviewed by the Audit Committee and subsequently approved & taken on record by the Board of Directors of the Company at its meeting held on 10th November, 2020.
- Figures of previous reporting periods have been regrouped/reclassified wherever necessary to correspond with the figures of the current reporting period.
- Pursuant to insertion of new clause under Regulation 33, sub-regulation (3), the Company has prepared statement of cash flows for the half year ended September 30, 2020. The statement of cash flows for the corresponding six months ended September 30, 2019 as reported in the Statement have been approved by the Company's Board of Directors, but have not been subjected to review by the statutory auditors.
- The above results are also available on our website www.sheetalcecream.com and the stock exchange's website www.bseindia.com
- Preceding six months figures as at 31.03.2020 is a balancing figure between the annual audited figures as on 31.03.2020 and unaudited six months figures as on 30.09.2019.
- Estimation of uncertainty relating to COVID-19 global health pandemic:
In assessing the recoverability of receivables, inventories, intangible assets, deferred tax assets and investments, if any, the Company has considered internal and external sources of information, including credit reports, economic forecasts and industry reports upto the date of approval of these standalone financial results. As a result of the uncertainties resulting from COVID-19, the impact of this pandemic may be different from those estimated as on the date of approval of these financial results and the Company will continue to monitor any changes to the future economic conditions.

7 Formulae for computation of ratios are as follows:

A) Debt Equity Ratio =

$$\frac{\text{Debt}}{\text{Equity}}$$

B) Debt Service Coverage Ratio =


$$\frac{\text{Earnings before interest and tax}}{\text{Interest Expense + Principal Repayments made for long term loans}}$$


C) Interest Service Coverage Ratio =

$$\frac{\text{Earnings before interest and tax}}{\text{Interest Expense}}$$

Date : 10.11.2020
Place : Amreli

For and on behalf of Board of Directors,


Bhupatbhai D. Bhuva
 Director
 DIN: 06616061



SHEETAL COOL PRODUCTS LIMITED
UNAUDITED STANDALONE BALANCE SHEET AS AT 30TH SEPTEMBER 2020

(Rs. in lakhs)

Particulars	As at	
	30.09.2020 (Unaudited)	31.03.2020 (Audited)
I EQUITY AND LIABILITIES		
1 Shareholders' funds		
(a) Share capital	1,050.00	1,050.00
(b) Reserves and surplus	4,097.31	3,819.99
(c) Money received against share warrants	-	-
2 Share application money pending allotment	-	-
3 Non-current liabilities		
(a) Long-term borrowings	3,282.76	4,212.28
(b) Deferred tax liabilities (Net)	50.42	65.51
(c) Other Long term liabilities	3,540.46	3,325.58
(d) Long term provisions	4.09	3.22
4 Current liabilities		
(a) Short term borrowings	2,393.79	967.55
(b) Trade Payables :-		
(A) total outstanding dues of micro enterprises and small enterprises; and	66.18	35.98
(B) total outstanding dues of creditors other than micro enterprises and small enterprises. "]	1,675.72	3,517.23
(c) Other Current Liabilities	681.41	244.84
(d) Short Term Provisions	187.43	81.02
TOTAL	17,029.56	17,323.19
II ASSETS		
1 Non-current assets		
(a) Fixed assets		
(i) Tangible assets	8,658.45	9,204.82
(ii) Intangible assets	18.66	18.66
(iii) Capital work-in-progress	-	-
(iv) Intangible assets under development	-	-
(b) Non-current investments	-	-
(c) Deferred tax assets (net)	-	-
(d) Long-term loans and advances	61.29	56.78
(e) Other non-current assets	116.45	116.45
2 Current assets		
(a) Current investments	-	-
(b) Inventories	5,574.80	5,087.53
(c) Trade receivables	2,428.15	2,520.75
(d) Cash and cash equivalents	91.10	55.91
(e) Short-term loans and advances	77.99	258.18
(f) Other current assets	2.68	4.11
TOTAL	17,029.56	17,323.19

For and on behalf of Board of Directors,

(Signature)

Bhupatbhai D. Bhuva
Director
DIN: 06616061



Date : 10.11.2020
Place : Amreli

SHEETAL COOL PRODUCTS LIMITED
UNAUDITED STANDALONE CASH FLOW STATEMENT FOR THE HALF YEAR ENDED 30TH SEPTEMBER 2020

Particulars	(Rs. in lakhs)	
	Period ended September 30, 2020	Period ended September 30, 2019
A. Cash flow from operating activities		
Profit/(Loss) before exceptional items and tax	382.51	654.01
Adjustments for		
Finance costs	303.56	231.27
Depreciation and amortisation costs	811.46	773.28
Interest income from non-current investments	-	(3.54)
Other excess provisions written back	(15.47)	-
Provision for CSR expenditure	3.11	1.00
Other miscellaneous expenditure written off	0.98	-
Bad debts written off	0.28	-
Loss on disposal/discarding/demolishment/destruction of tangible assets	-	38.20
	-	-
Operating profit/(loss) before working capital changes	1,486.44	1,694.21
Adjustment for changes in working capital		
Adjustments for (increase)/decrease in operating assets		
Inventories	(487.26)	(527.27)
Trade receivables	92.31	350.03
Long-term loans and advances	(4.51)	(23.85)
Short-term loans and advances	167.64	439.17
Other non-current assets	(0.98)	-
Other current assets	-	-
Adjustments for increase/(decrease) in operating liabilities		
Trade payables	(1,811.31)	(627.89)
Short-term provisions	12.54	(4.41)
Other long-term liabilities	214.88	395.55
Long-term provisions	0.88	-
Other current liabilities	2.70	(155.78)
	-	-
Cash generated from/(used in) operating activities	(326.69)	1,539.76
Direct taxes paid (net of refunds)	(14.07)	(25.00)
Net cash generated from/(used in) operating activities	(340.75)	1,514.76
Net cash generated from/(used in) operating activities	(340.75)	1,514.76
B. Cash flow from investing activities		
Proceeds from sale of tangible assets	23.08	219.57
Purchase of tangible assets	(363.99)	(1,321.27)
Interest received	1.43	3.54
Cash and bank balances not classified as cash and cash equivalents	-	(48.43)
Capital advances (net)	12.55	(22.02)
Cash generated from/(used in) investing activities	(326.93)	(1,168.60)
Direct tax paid (net of refunds)	-	-
Net cash generated from/(used in) investing activities	(326.93)	(1,168.60)
Net cash generated from/(used in) investing activities	(326.93)	(1,168.60)
C. Cash flow from financing activities		
Proceeds from long-term borrowings	443.29	17.96
Repayment of long-term borrowings	(863.10)	(260.24)
Proceeds from short-term borrowings	6,202.88	85.18
Repayment of short-term borrowings	(4,776.64)	-
Finance costs paid	(303.56)	(231.27)
	-	-
Cash generated from/(used in) financing activities	702.87	(388.37)
Direct taxes paid (net of refunds)	-	-
Net cash generated from/(used in) financing activities	702.87	(388.37)
Net cash generated from/(used in) financing activities	702.87	(388.37)
Net increase/(decrease) in cash and cash equivalents (A+B+C)	35.18	(42.21)
Cash and cash equivalents at the beginning of the period	55.91	305.70
Cash and cash equivalents at the end of the period	91.10	263.00

For and on behalf of the Board of Directors

(Signature)
Bhupatbhai D. Bhuva
 Director
 DIN: 06616061



Date : 10.11.2020
 Place : Amreli

SHEETAL COOL PRODUCTS LIMITED
SEGMENT WISE REVENUE, RESULTS AND CAPITAL EMPLOYED

(Rs. in lakhs)

S. N.	Particulars	Six months ended	Preceding Six months ended	Previous year Ended
		30/09/2020	31/03/2020	31/03/2020
1	Segment revenue			
	Total income from operations, net			
a	Milk & milk products	6,975.01	10,203.01	23,008.31
b	Namkeen products	1,915.79	1,577.93	2,884.62
c	Add : Net unallocated income	-	-	-
	Total Income from Operations (a+b)	8,890.80	11,780.95	25,892.92
2	Segment results			
a	Milk & Milk products	2,136.57	2,401.39	5,584.55
b	Namkeen products	590.55	250.77	304.57
3				
c	Less : Unallocated expenses	2,395.44	2,106.66	4,704.99
	Employee benefit expense	713.73	769.57	1,623.00
	Finance costs	303.56	235.89	467.16
	Depreciation and amortisation expense	524.05	444.19	846.36
	Other expenses	854.10	656.99	1,768.48
d	Add : Net unallocated income	50.83	85.44	100.84
	Less: Finance cost			
	Profit/(Loss) before exceptional items and tax (2 + 3)	382.51	630.95	1,284.96
4	Exceptional items			
a	Milk & Milk products	-	-	-
b	Namkeen products	-	-	-
	Profit/(Loss) after exceptional items and before tax (3 + 4)	382.51	630.95	1,284.96
3	Capital Employed (Segment Assets - Segment Liabilities)			
a	Milk & Milk products	2,454.65	3,469.93	3,469.93
	Segment Assets	3,521.88	10,053.64	10,053.64
	Segment Liabilities	1,067.23	6,583.71	6,583.71
b	Namkeen products	(166.03)	805.40	805.40
	Segment Assets	276.71	1,180.90	1,180.90
	Segment Liabilities	442.75	375.50	375.50
c	Unallocated	2,876.28	594.66	594.66
	Segment Assets	13,254.47	6,088.65	6,088.65
	Segment Liabilities	10,378.19	5,493.99	5,493.99
	Total Capital Employed (a+b+c)	5,164.90	4,869.99	4,869.99

For and on behalf of Board of Directors,

Place : Amreli
Date : 10/11/2020

Bhupatbhai D Bhava
Managing Director
DIN: 06616061

