

CIN : L20200TG1988PLC009157



**SRI KPR INDUSTRIES LIMITED**

Manufacturers of : "SVP" brand A.C. Pr. Pipes under MAZZA Process  
(Formerly Known as Sri Venkateswara Pipes Limited)

**KPR**

5th Floor, V.K. Towers, S.P. Road, Secunderabad - 500 003 (T.S.)

Phone : +91-40-27847121, e-mail : svpl9@yahoo.com & ~~skil9@yahoo.com~~ ~~bwpl9@yahoo.com~~

Date: 15.11.2022

To,  
BSE Limited,  
25<sup>th</sup> Floor, PJ Towers,  
Dalal Street,  
Mumbai- 400001

Subject: Re-Submission of Un-audited Financial Results for the quarter and half year ended  
30<sup>th</sup> September, 2022 as per Regulation 33 of SEBI (LODR) Regulations, 2015– Reg.

Ref: Additional details required for Corporate Announcement filed on 12.11.2022 at  
5:03:46 PM under Regulation 30 of SEBI (LODR) Regulations, 2015 – BSE Email  
dated 14.11.2022

Scrip Code: 514442

Dear Sir/Madam,

With reference to the captioned subject, we hereby like to intimate that the Board of Directors at their meeting held on 12th November, 2022 has inter alia approved the Un- Audited Standalone and Consolidated Financial Results for the quarter and half year ended 30th September, 2022 along with Limited Review Report thereon from Statutory Auditors, M/s. A.M. Reddy & D.R. Reddy Chartered Accountants.

The meeting commenced at 4:00 PM and concluded at 4:40 PM

We request your good office to consider the financials and acknowledge the same.

**FOR SRI KPR INDUSTRIES LIMITED**

**KISHAN REDDY NALLA**  
**MANAGING DIRECTOR**  
**DIN: 00038966**

---

Factory : Village Gundla Pochampally, Mandal : Medchal, Dist Ranga Reddy, (T.S.) INDIA

**SRI KPR INDUSTRIES LIMITED**

CIN : L20200TG1988PLC009157

5th Floor, V K Towers, Sardar Patel Road, Secunderabad - 500003, Telangana

STATEMENT OF STANDALONE UNAUDITED FINANCIAL RESULTS FOR THE HALF YEAR AND QUARTER ENDED SEPTEMBER 30, 2022

(Rs. In Lakhs)

Sl. No.	Particulars	Quarter ended			Half year ended		Year ended
		30.09.2022 (Unaudited)	30.06.2022 (Unaudited)	30.09.2021 (Unaudited)	30.09.2022 (Unaudited)	30.09.2021 (Unaudited)	31.03.2022 (Audited)
1	Revenue from operations	141.56	104.33	142.08	245.89	238.68	345.75
2	Other Income	19.52	0.15	132.53	19.67	181.50	154.95
3	<b>Total Revenue from operations (1+2)</b>	161.08	104.48	274.61	265.56	420.18	500.69
4	<b>Expenses</b>						
	(a) Cost of materials consumed			74.05	37.35	76.17	41.22
	(b) Changes in inventories of finished goods & work-in-progress	21.95	15.40				
	(c) Employee benefits expense	6.83	6.32	9.92	13.15	19.67	37.97
	(d) Depreciation & amortization expense	34.40	34.39	34.40	68.79	68.79	137.57
	(e) Finance Costs	45.89	41.39	59.71	67.28	76.19	141.77
	(f) Other Expenses						
	<b>Total expenses</b>	109.07	97.50	178.08	206.57	240.82	358.53
5	<b>Profit before exceptional items and tax (3-4)</b>	52.01	6.98	96.53	58.99	179.36	142.16
6	Exceptional items						
7	<b>Profit before Tax (5-6)</b>	52.01	6.98	96.53	58.99	179.36	142.16
8	<b>Tax expense</b>	-10.15	1.59	-7.33	-8.56	-8.97	-17.47
9	<b>Net Profit for the period (7-8)</b>	41.86	8.57	89.20	50.43	170.39	124.69
10	<b>Other Comprehensive Income</b>						
	(i) Items that will not be reclassified to profit or loss	-	-	-	-	-	-
	(ii) Income tax relating to items that will not be reclassified to profit or loss	-	-	-	-	-	-
	(iii) Items that will be reclassified to profit or loss	-	-	-	-	-	-
	(iv) Income tax relating to items that will be reclassified to profit or loss	-	-	-	-	-	-
	<b>Total Other Comprehensive Income (Net of Tax)</b>	-	-	-	-	-	-
11	<b>Total Comprehensive Income (9+10)</b>	41.86	8.57	89.20	50.43	170.39	124.69
12	Paid-up equity share capital (Face Value Rs. 10/- per share)	2014.57	2014.57	2014.57	2014.57	2014.57	2014.57
13	Other Equity						
14	<b>Earnings per share (of Rs. 10/- each) (not annualized)</b>						5627.63
	(a) Basic	0.21	0.04	0.44	0.25	0.85	0.62
	(b) Diluted	0.21	0.04	0.44	0.25	0.85	0.62

For SRI KPR INDUSTRIES LTD.

*[Signature]*  
N. KISHAN REDDY  
Managing Director

## SRI KPR INDUSTRIES LIMITED

CIN : L20200TG1988PLC009157

5th Floor, V K Towers, Sardar Patel Road, Secunderabad - 500003, Telangana

STATEMENT OF CONSOLIDATED UNAUDITED FINANCIAL RESULTS FOR THE HALF YEAR AND QUARTER ENDED SEPTEMBER 30, 2022  
(Rs. In Lakhs)

Sl. No.	Particulars	Quarter ended			Half year ended		Year ended
		30.09.2022 (Unaudited)	30.06.2022 (Unaudited)	30.09.2021 (Unaudited)	30.09.2022 (Unaudited)	30.09.2021 (Unaudited)	31.03.2022 (Audited)
1	Revenue from operations	822.53	244.46	356.68	1066.99	541.44	893.77
2	Other Income	31.65	0.15	157.77	31.80	306.12	285.98
3	<b>Total Revenue from operations (1+2)</b>	854.18	244.61	514.45	1098.79	847.56	1179.75
4	<b>Expenses</b>					1.50	1.51
	(a) Cost of materials consumed	0.00		1.50		1.50	1.51
	(b) Changes in inventories of finished goods &	44.95	41.37	126.30	86.32	128.43	152.29
	(c) Employee benefits expense	14.38	15.31	18.25	29.69	33.63	68.43
	(d) Depreciation & amortization expense	97.81	97.82	97.96	195.63	195.91	390.86
	(e) Finance Costs	0.27	0.70	1.11	0.97	1.54	2.66
	(f) Other Expenses	138.32	153.56	132.46	291.88	184.69	512.35
	<b>Total expenses</b>	295.73	308.76	377.58	604.49	545.70	1128.10
5	<b>Profit before exceptional items and tax (3-4)</b>	558.45	-64.15	136.87	494.30	301.86	51.65
6	Exceptional items						51.65
7	<b>Profit before Tax (5-6)</b>	558.45	-64.15	136.87	494.30	301.86	-16.50
8	<b>Tax expense</b>	-87.73	1.03	-43.26	-86.70	-46.50	35.15
9	<b>Net Profit for the period (7-8)</b>	470.72	-63.12	93.61	407.60	255.36	
10	<b>Other Comprehensive Income</b>						
	(i) Items that will not be reclassified to profit or loss	-	-	-	-	-	-
	(ii) Income tax relating to items that will not be reclassified to profit or loss	-	-	-	-	-	-
	(iii) Items that will be reclassified to profit or loss	-	-	-	-	-	-
	(iv) Income tax relating to items that will be reclassified to profit or loss	-	-	-	-	-	-
	<b>Total Other Comprehensive Income (Net of tax)</b>	-	-	-	-	-	-
11	<b>Total Comprehensive Income (9+10)</b>	470.72	-63.12	93.61	407.60	255.36	35.15
12	Paid-up equity share capital	2014.57	2014.57	2014.57	2014.57	2014.57	8629.54
13	Other Equity						
14	<b>Earnings per share</b>						
	(a) Basic	2.34	-0.31	0.46	2.02	1.27	0.17
	(b) Diluted	2.34	-0.31	0.46	2.02	1.27	0.17

For SRI KPR INDUSTRIES LTD.


  
**N. KISHAN REDDY**  
Managing Director

**SRI KPR INDUSTRIES LIMITED**  
**Standalone Segment Information**

(Rs. In Lakhs)

Sl.No	Particulars	Quarter ended			Half year ended		Year ended
		30.09.2022	30.06.2022	30.09.2021	30.09.2022	30.09.2021	31.03.2022
		Unaudited	Unaudited	Unaudited	Unaudited	Unaudited	Audited
<b>1</b>	<b>Segment Revenue</b>						
	Pipes Division	16.34	8.98	146.95	25.32	198.71	180.05
	Wind Power Division	144.74	95.50	127.66	240.24	221.47	320.65
	<b>Sub Total :</b>	<b>161.08</b>	<b>104.48</b>	<b>274.61</b>	<b>265.56</b>	<b>420.18</b>	<b>500.70</b>
	Less: Inter-segment revenue						
	<b>Revenue from operations</b>	<b>161.08</b>	<b>104.48</b>	<b>274.61</b>	<b>265.56</b>	<b>420.18</b>	<b>500.70</b>
<b>2</b>	<b>Segment Results before Tax &amp; Interest</b>						
	Pipes Division	-155.30	-58.86	30.63	-214.16	48.58	-13.88
	Wind Power Division	89.33	65.84	65.91	155.17	130.78	156.03
	<b>Sub Total :</b>	<b>-65.97</b>	<b>6.98</b>	<b>96.54</b>	<b>-58.99</b>	<b>179.36</b>	<b>142.15</b>
	<b>Less : Interest</b>						
	Pipes Division						
	Wind Power Division						
	<b>Total :</b>	<b>0.00</b>	<b>0.00</b>	<b>0.00</b>	<b>0.00</b>	<b>0.00</b>	<b>0.00</b>
	<b>Segment Profit/Loss (-) before tax</b>						
	Pipes Division	-155.30	-58.86	30.63	-214.16	48.58	-13.88
	Wind Power Division	89.33	65.84	65.91	155.17	130.78	156.03
	<b>Total :</b>	<b>-65.97</b>	<b>6.98</b>	<b>96.54</b>	<b>-58.99</b>	<b>179.36</b>	<b>142.15</b>
<b>3</b>	<b>Capital Employed</b>						
	<b>Segment Assets</b>						
	Pipes Division	6699.20	6625.57	6570.76	6699.20	6570.76	6610.89
	Wind Power Division	1597.68	1625.44	1818.67	1597.68	1708.67	1653.18
	<b>Total :</b>	<b>8296.88</b>	<b>8251.01</b>	<b>8389.43</b>	<b>8296.88</b>	<b>8279.43</b>	<b>8264.07</b>
	<b>Segment Liabilities</b>						
	Pipes Division	603.95	605.93	591.55	603.95	591.55	621.87
	Wind Power Division						
	<b>Total :</b>	<b>603.95</b>	<b>605.93</b>	<b>591.55</b>	<b>603.95</b>	<b>591.55</b>	<b>621.87</b>

For SRI KPR INDUSTRIES LTD.



N. KISHAN REDDY  
Managing Director



**SRI KPR INDUSTRIES LIMITED**  
**Consolidated Segment Information**

(Rs. In Lakhs)

Sl.No.	Particulars	Quarter ended			Half year ended		Year ended
		30.09.2022	30.06.2022	30.09.2021	30.09.2022	30.09.2021	31.03.2022
		Unaudited	Unaudited	Unaudited	Unaudited	Unaudited	Audited
1	Segment Revenue						
	Civil Contracts from Government	318.52		25.24	318.52	124.63	209.85
	Pipes Division	16.34	8.98	146.95	25.32	198.71	180.05
	Wind Power Division	519.33	235.63	342.26	754.96	524.22	789.86
	<b>Sub Total :</b>	<b>854.19</b>	<b>244.61</b>	<b>514.45</b>	<b>1098.80</b>	<b>847.56</b>	<b>1179.76</b>
	Less: Inter-segment revenue						
	Revenue from operations	854.19	244.61	514.45	1098.80	847.56	1179.76
2	Segment Results before Tax & Interest						
	Civil Contracts from Govern Ment	334.57	-132.11	-91.68	202.46	-54.36	-87.84
	Pipes Division	-155.30	-58.86	30.65	-214.16	48.58	-13.88
	Wind Power Division	379.42	127.52	199.01	506.94	309.17	156.03
	<b>Sub Total :</b>	<b>558.69</b>	<b>-63.45</b>	<b>137.98</b>	<b>495.24</b>	<b>303.39</b>	<b>54.31</b>
	Less : Interest						
	Civil Contracts from Government	-0.70	0.70	1.11		1.54	2.67
	Pipes Division						
	Wind Power Division				0.97		
	<b>Total :</b>	<b>-0.70</b>	<b>0.70</b>	<b>1.11</b>	<b>0.97</b>	<b>1.54</b>	<b>2.67</b>
	Segment Profit/Loss (-) before tax						
	Civil Contracts from Government	335.27	-132.81	-92.79	202.46	-55.90	-90.51
	Pipes Division	-155.30	-58.86	30.65	-214.16	48.58	-13.88
	Wind Power Division	379.42	127.52	199.01	505.97	309.17	156.03
	<b>Total :</b>	<b>559.39</b>	<b>-64.15</b>	<b>136.87</b>	<b>494.27</b>	<b>301.85</b>	<b>51.64</b>
3	Capital Employed						
a	Segment Assets						
	Civil Contracts from Government	3729.20	876.32	375.17	3729.20	375.17	253.61
	Pipes Division	6699.20	6625.57	6570.76	6699.20	6570.76	6610.89
	Wind Power Division	2862.16	5867.26	6129.90	2862.16	6129.90	5954.83
	<b>Total :</b>	<b>13290.56</b>	<b>13369.15</b>	<b>13075.83</b>	<b>13290.56</b>	<b>13075.83</b>	<b>12819.33</b>
b	Segment Liabilities						
	Civil Contracts from Government	1649.17	1596.57	3192.42	1649.17	3192.42	1553.35
	Pipes Division	603.95	605.93	591.55	603.95	591.55	621.87
	Wind Power Division	0.00		514.96	0.00	514.96	
	<b>Total :</b>	<b>2253.12</b>	<b>2202.50</b>	<b>4298.93</b>	<b>2253.12</b>	<b>4298.93</b>	<b>2175.22</b>


For SRI KPR INDUSTRIES LTD.

  
**N. KISHAN REDDY**  
Managing Director

SRI KPR INDUSTRIES LIMITED  
STANDALONE CASH FLOW STATEMENT FOR THE PERIOD ENDED SEPTEMBER 30, 2022

Particulars	Lakhs	
	30.09.2022	31.03.2022
	(Unaudited)	(Audited)
A. Cash Flow from Operating Activities		
Profit before Depreciation, Interest and Tax	127.78	279.93
Less : Other Income considered separately	(19.67)	(154.95)
NET	108.11	124.98
(Increase) / Decrease in Inventories	55.16	15.52
(Increase) / Decrease in Receivables	(1.93)	253.66
Increase / (Decrease) in Current Liabilities	(8.19)	32.59
Increase / (Decrease) in Other Current assets	(502.26)	29.05
Income Tax Paid	(25.40)	-
Total A	(374.51)	455.80
B. Cash Flow from Investing Activities		
(Increase)/Decrease in Fixed Assets		0.47
(Increase)/Decrease in Long term investments		-
Other Income	19.67	154.95
Total B	19.67	155.42
C. Cash Flow from Financing Activities		
Increase/(Decrease) in Long Term Borrowings		
Increase/(Decrease) in Long term Advances	149.98	(217.68)
Interest Paid		-
Dividend paid		(201.46)
Total C	149.98	(419.14)
D. Net Increase/(Decrease) in cash and cash equivalents [	(204.86)	192.08
Cash and cash equivalents at the beginning of the year	244.07	51.99
Cash and cash equivalents at the end of the Period	39.21	244.07
Increase/(-)Decrease	(204.86)	192.08

For SRI KPR INDUSTRIES LTD.

  
N. KISHAN REDDY  
Managing Director




SRI KPR INDUSTRIES LIMITED  
**CONSOLIDATED CASH FLOW STATEMENT FOR THE PERIOD ENDED SEPTEMBER 30, 2022**

Lakhs

Particulars	30.09.2022	31.03.2022
	(Unaudited)	(Audited)
<b>A. Cash Flow from Operating Activities</b>		
Profit before Depreciation, Interest and Tax	690.91	445.17
Less : Other Income considered separately	(31.80)	(285.98)
NET	659.11	159.19
(Increase) / Decrease in Inventories	(42.62)	58.19
(Increase) / Decrease in Receivables	(247.13)	(298.79)
Increase / (Decrease) in Current Liabilities	25.30	490.59
Increase / (Decrease) in Other Current assets	(606.13)	(11.29)
Income Tax Paid	(25.40)	(12.88)
Total A	(236.87)	385.01
<b>B. Cash Flow from Investing Activities</b>		
(Increase)/Decrease in Fixed Assets		(0.16)
(Increase)/Decrease in Long term Investments		
Other Income	31.80	285.98
Total B	31.80	285.82
<b>C. Cash Flow from Financing Activities</b>		
Increase/(Decrease) in Long Term Borrowings	(22.97)	(164.09)
Increase/(Decrease) in Long term Advances		
Interest paid	(0.97)	(2.67)
Dividend paid		(201)
Total C	(23.94)	(368.22)
<b>D. Net Increase/(Decrease) in cash and cash equivalents [A+B+C]</b>	<b>(229.01)</b>	302.61
Cash and cash equivalents at the beginning of the year	571.69	269.08
Cash and cash equivalents at the end of the Period	342.68	571.69
<b>Increase/(-)Decrease</b>	<b>(229.01)</b>	302.61

For SRI KPR INDUSTRIES LTD.

  
**N. KISHAN REDDY**  
 Managing Director


# SRI KPR INDUSTRIES LIMITED

## Consolidated Statement of Assets and Liabilities

( ₹ In Lakhs)

Sl.No.	Particulars	Current Half Year ended 30.09.2022 (Unaudited)	Year ended 31.03.2022 (Audited)
<b>A</b>	<b>ASSETS</b>		
	<b>1 Non-current assets</b>		
	(a) Property, Plant and Equipment	9030.32	9225.96
	(b) Capital work-in-progress		
	(c) Investment Property		
	(d) Goodwill		
	(e) Other Intangible assets		
	(f) Intangible assets under development		
	(g) Biological Assets other than bearer plant		
	(h) Financial Assets		
	(i) Investments	0.43	0.43
	(ii) Trade Receivables		
	(iii) Loans		
	(iv) Other (to be specified)	46.80	46.80
	(i) Deferred tax assets (net)		
	(j) Other non-current assets		
	<b>2 Current assets</b>		
	(a) Inventories	692.24	649.62
	(b) Financial Assets		
	(i) Investments		
	(ii) Trade Receivables	1592.96	1345.44
	(iii) Cash and cash equivalents	5.43	5.86
	(iv) Bank balances other than (iii) above	337.25	565.83
	(v) Loans		
	(vi) Other (to be specified)	1,585.53	979.39
	(c) Loans		
	(d) Other current assets		
	<b>Total Assets</b>	<b>13290.96</b>	<b>12819.33</b>
	<b>B EQUITY AND LIABILITIES</b>		
	<b>1 EQUITY</b>		
	(a) Equity Share Capital	2014.57	2014.57
	(b) Other Equity	9022.87	8635.35
	<b>2 LIABILITIES</b>		
	<b>I Non-current assets</b>		


For SRI KPR INDUSTRIES LTD.

  
N. KISHAN REDDY  
Managing Director



	(a) Financial Liabilities		
	(i) Borrowings	117.23	122.69
	(ii) Trade Payable		
	(iii) Other financial liabilities (other than those specified in item (b), to be specified)	849.39	866.91
	(b) Provisions		
	(c) Deffered Tax liabilities (net)	368.53	365.00
	(d) Other non-current liabilities		
<b>II</b>	<b>Current liabilities</b>		
	(a) Financial Liabilities		
	(i) Borrowings		
	(ii) Trade Payable	156.97	641.47
	(iii) Other financial liabilities (other than those specified in item (c),	672.43	147.94
	(b) Other current liabilities		
	(c) Provisions		
	(d) Current Tax Liabilities (net)	88.97	25.40
	<b>Total Equity and Liabilities</b>	<b>13290.96</b>	<b>12819.33</b>

For SRI KPR INDUSTRIES LTD.

  
N. KISHAN REDDY  
Managing Director

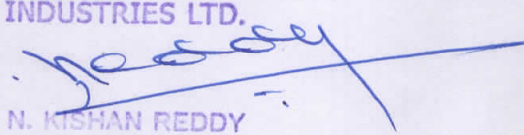
# SRI KPR INDUSTRIES LIMITED

## Standalone Statement of Assets and Liabilities

(□ In Lakhs)

Sl.No.	Particulars	Current Half Year ended 30.09.2022 (Unaudited)	Year ended 31.03.2022 (Audited)
<b>A ASSETS</b>			
<b>1 Non-current assets</b>			
	(a) Property, Plant and Equipment	4615.44	4684.22
	(b) Capital work-in-progress		
	(c) Investment Property		
	(d) Goodwill		
	(e) Other Intangible assets		
	(f) Intangible assets under development		
	(g) Biological Assets other than bearer plant		
	(h) Financial Assets		
	(i) Investments	350.43	350.43
	(ii) Trade Receivables		
	(iii) Loans	1,819.48	1,969.46
	(iv) Other (to be specified)	46.80	46.80
	(i) Deferred tax assets (net)		
	(j) Other non-current assets		
<b>2 Current assets</b>			
	(a) Inventories	308.57	357.03
	(b) Financial Assets		
	(i) Investments		
	(ii) Trade Receivables	570.15	567.52
	(iii) Cash and cash equivalents	0.62	2.20
	(iv) Bank balances other than (iii) above	38.60	241.87
	(v) Loans		
	(vi) Other (to be specified)		
	(c) Loans		
	(d) Other current assets	546.78	44.53
	<b>Total Assets</b>	<b>8296.87</b>	<b>8264.06</b>
<b>B EQUITY AND LIABILITIES</b>			
<b>1 EQUITY</b>			
	(a) Equity Share Capital	2014.57	2014.57
	(b) Other Equity	5678.37	5627.63
<b>2 LIABILITIES</b>			
<b>I Non-current assets</b>			
	(a) Financial Liabilities		
	(i) Borrowings	52.01	52.01
	(ii) Trade Payable		
	(iii) Other financial liabilities (other than those specified in item (b), to be specified)		
	(b) Provisions	119.53	119.53
	(c) Defferred Tax liabilities (net)	205.12	207.18
	(d) Other non-current liabilities		
<b>II Current liabilities</b>			
	(a) Financial Liabilities		
	(i) Borrowings		
	(ii) Trade Payable	75.89	94.74
	(iii) Other financial liabilities (other than those specified in item (c),		
	(b) Other current liabilities	140.76	123.01
	(c) Provisions		
	(d) Current Tax Liabilities (net)	10.62	25.39
	<b>Total Equity and Liabilities</b>	<b>8296.87</b>	<b>8264.06</b>

For SRI KPR INDUSTRIES LTD.

  
N. KISHAN REDDY  
Managing Director





# A.M. REDDY & D.R. REDDY

## Chartered Accountants

**Independent Auditor's Review Report on Consolidated Unaudited Quarterly and Half Yearly Financial Results of Sri KPR Industries Limited, Secunderabad, Telangana, Pursuant to the Regulation 33 of the SEBI (Listing Obligations and Disclosure Requirements) Regulations, 2015**

To,  
The Board of Directors  
Sri KPR Industries Limited  
Secunderabad.

1. We have reviewed the accompanying Statement of Consolidated Unaudited Financial Results of Sri KPR Industries Limited ("the Parent") and its subsidiary (the Parent and its subsidiary together referred to as "the Group"), and its share of the net profit/(loss) after tax for the second quarter and half year ended 30<sup>th</sup> September 2022 ("the Statement"), being submitted by the Parent pursuant to the requirement of Regulation 33 of the SEBI (Listing Obligations and Disclosure Requirements) Regulations, 2015, as amended.
2. This Statement, which is the responsibility of the Parent's Management and approved by the Parent's Board of Directors, has been prepared in accordance with the cognition and measurement principles laid down in Indian Accounting Standard 34 "Interim Financial Reporting" ("Ind AS 34"), prescribed under Section 133 of the Companies Act, 2013, and other accounting principles generally accepted in India. Our responsibility is to express a conclusion on the Statement based on our review.
3. We conducted our review of the Statement in accordance with the Standard on Review Engagements (SRE) 2410 "Review of Interim Financial Information Performed by the Independent Auditor of the Entity", issued by the Institute of Chartered Accountants of India. A review of interim financial information consists of making inquiries, primarily of persons responsible for financial and accounting matters, and applying analytical and other review procedures. A review is substantially less in scope than an audit conducted in accordance with Standards on Auditing and consequently does not enable us to obtain assurance that we would become aware of all significant matters that might be identified in an audit. Accordingly, we do not express an audit opinion.

We also performed procedures in accordance with the circular issued by the SEBI under Regulation 33 (8) of the SEBI (Listing Obligations and Disclosure Requirements) Regulations, 2015, as amended, to the extent applicable.

4. The Statement includes the results of the 100% M/s Sri KPR Infra & Projects Limited (including its 100% subsidiary Sri Pavan Energy Private Limited).





5. Based on our review conducted and procedures performed as stated in paragraph 3 above and based on the consideration of the review reports of other auditors referred to in paragraph 6 below, nothing has come to our attention that causes us to believe that the accompanying Statement, prepared in accordance with the recognition and measurement principles laid down in the aforesaid Indian Accounting Standard and other accounting principles generally accepted in India, has not disclosed the information required to be disclosed in terms of Regulation 33 of the SEBI (Listing Obligations and Disclosure Requirements) Regulations, 2015, as amended, including the manner in which it is to be disclosed, or that it contains any material misstatement.

Our conclusion is not modified in respect of this matter.

6. We also reviewed the financial results of 100% subsidiary (Sri KPR Infra & Projects Ltd, which include its 100% subsidiary Sri Pavan Energy Private Limited) included in the consolidated unaudited financial results, whose financial results reflect total revenues of ₹ 833.24 Lakhs, total net profit after tax of ₹ 357.18 Lakhs and total comprehensive income / loss of ₹ Nil for the quarter ended 30<sup>th</sup> September, 2022. The consolidated unaudited financial results also include the Group's share of net profit after tax of ₹ 357.18 Lakhs and total comprehensive income /loss of ₹ Nil for the quarter ended 30<sup>th</sup> September, 2022, as considered in the consolidated unaudited financial results, whose interim financial statements/financial information/financial results have been reviewed by us. This interim financial information of the subsidiaries have been reviewed by us and these financial statements are the responsibility of the Parents Management and we have conducted our review in terms of paragraph 3 above.

For A M Reddy D R Reddy & Co,  
Chartered Accountants

FRN: 009068S


*R.R.*

R Rama Ravishankar Reddy  
Partner

ICAI Membership No. 217160

Secunderabad. November 12, 2022.

UDIN :22217160BCXUSH1446





# A.M. REDDY & D.R. REDDY

## Chartered Accountants

**Auditor's Report on Standalone Quarterly and Half Yearly Unaudited Financial Results of Sri KPR Industries Limited, Secunderabad, Telangana, pursuant to Regulation 33 of SEBI (Listing Obligations and Disclosure Requirements) Regulations, 2015.**

To,

The Board of Directors  
Sri KPR Industries Limited  
Secunderabad.

We have reviewed the accompanying statement of unaudited standalone financial results of Sri KPR Industries Limited for the second quarter and half year ended 30<sup>th</sup> September, 2022. This statement is the responsibility of the Company's Management and has been approved by the Board of Directors. Our responsibility is to issue a report on these financial statements based on our review.

We conducted our review of the Statement in accordance with the Standard on Review Engagements (SRE) 2410 "Review of Interim Financial Information Performed by the Independent Auditor of the Entity", issued by the Institute of Chartered Accountants of India. This standard requires that we plan and perform the review to obtain moderate assurance as to whether the financial statements are free of material misstatement. A review is limited primarily to inquiries of company personnel and analytical procedures applied to financial data and thus provides less assurance than an audit. We have not performed an audit and accordingly, we do not express an audit opinion.

Based on our review conducted as above, nothing has come to our attention that causes us to believe that the accompanying statement of unaudited financial results prepared in accordance with applicable accounting standards and other recognized accounting practices and policies has not disclosed the information required to be disclosed in terms of Regulation 33 of the SEBI (Listing Obligations and Disclosure Requirements) Regulations, 2015 including the manner in which it is to be disclosed, or that it contains any material misstatement.

For A M Reddy D R Reddy & Co.  
Chartered Accountants

FRN: 0090685

R Rama Ravishankar Reddy  
Partner

ICAI Membership No. 217160

Secunderabad. November 12, 2022.

UDIN: 22217160BCXULM8313





CIN : L20200TG1988PLC009157

(On the letter head of the Company)



**SRI KPR INDUSTRIES LIMITED**



Manufacturers of : "SVP" brand A.C. Pr. Pipes under MAZZA Process

(Formerly Known as Sri Venkateswara Pipes Limited)

5th Floor, V.K. Towers, S.P. Road, Secunderabad - 500 003 (T.S.)


Phone : +91-40-27847121, e-mail : svpl9@yahoo.com & skil9@yahoo.com

---

**CERTIFICATION BY CHIEF FINANCIAL OFFICER OF THE COMPANY UNDER  
REGULATION 33(2) OF SEBI (LISTING OBLIGATIONS & DISCLOSURE  
REQUIREMENTS), 2015**

I, ShriNandu Siddha Reddy – Chief Financial Officer of Sri KPR Industries Limited (the Company) hereby certify to the board that:

Unaudited Financial Results of quarter and half year ended 30<sup>th</sup>September, 2022 do not contain any false or misleading statement or figures and do not omit any material fact which may make the statement or figures contained therein misleading.

  
**Nandu Siddha Reddy**  
**Chief Financial Officer**

**Date: 12.11.2022**

**Place: Secunderabad**