

May 29, 2023

To,
Corporate Relationship Department
BSE Limited
14th Floor, P. J. Towers,
Dalal Street, Fort,
Mumbai-400 001
SCRIP CODE: 532779

To,
Listing Department,
National Stock Exchange of India Limited
“Exchange Plaza”, C – 1, Block G
Bandra- Kurla Complex, Bandra (East),
Mumbai 400 051
SYMBOL: TORNTPOWER

Dear Sir / Madam,

Re: Disclosure pursuant to Regulation 30 read with Schedule III and Regulation 33 of the SEBI (Listing Obligations and Disclosure Requirements) Regulations, 2015

Sub: Outcome of the Board Meeting dated May 29, 2023

We would like to inform you that the Board at its Meeting held today inter-alia, considered and approved the following:

1. Audited Financial Results (Standalone and Consolidated) for the quarter and year ended March 31, 2023 alongwith Auditor’s Report of the Statutory Auditors thereon as attached herewith;

We declare that the Auditor’s Reports contain unmodified opinion.

2. Issuance of Non-Convertible Debentures upto ₹ 3,000 crore in one or more tranches by way of Private Placement, subject to approval of the Members in the ensuing Annual General Meeting (AGM) of the Company.
3. Recommended to the Members a Final Dividend of ₹ 4 per equity share on 48,06,16,784 nos. of equity shares of ₹ 10 each. The final dividend, if declared by the Members at the ensuing AGM will be paid to the Members subject to deduction of tax at source on or before September 08, 2023. Earlier an Interim Dividend of ₹ 22 per equity share (including ₹ 13 per equity share as a special dividend) was paid during Q4 FY 2022-23.

The Board Meeting commenced at 2:45 pm and concluded at 5:10 pm.

The above information is also available on the website of the Company.

Thanking you.

Yours faithfully,

For Torrent Power Limited

Rahul Shah
Company Secretary & Compliance Officer
Encl.: As above

Price Waterhouse Chartered Accountants LLP

INDEPENDENT AUDITOR'S REPORT

To the Board of Directors of Torrent Power Limited

Report on the Audit of Standalone Financial Results

Opinion

1. We have audited the standalone annual financial results of Torrent Power Limited (hereinafter referred to as the "Company") for the year ended March 31, 2023 and the standalone statement of assets and liabilities and the standalone statement of cash flows as at and for the year ended on that date, attached herewith, being submitted by the Company pursuant to the requirement of Regulation 33 and Regulation 52 read with Regulation 63(2) of the SEBI (Listing Obligations and Disclosure Requirements) Regulations, 2015, as amended (the 'Listing Regulations') which has been initialled by us for identification purposes.
2. In our opinion and to the best of our information and according to the explanations given to us, the aforesaid standalone financial results:
 - i. are presented in accordance with the requirements of Regulation 33 and Regulation 52 read with Regulation 63(2) of the Listing Regulations in this regard; and
 - ii. give a true and fair view in conformity with the recognition and measurement principles laid down in the applicable accounting standards prescribed under Section 133 of the Companies Act, 2013 (the "Act") and other accounting principles generally accepted in India, of net profit and other comprehensive income and other financial information of the Company for the year ended March 31, 2023 and the standalone statement of assets and liabilities and the standalone statement of cash flows as at and for the year ended on that date.

Basis for Opinion

3. We conducted our audit in accordance with the Standards on Auditing (SAs) specified under section 143(10) of the Act and other applicable authoritative pronouncements issued by the Institute of Chartered Accountants of India. Our responsibilities under those Standards are further described in the 'Auditor's Responsibilities for the Audit of the Standalone Financial Results' section of our report. We are independent of the Company in accordance with the Code of Ethics issued by the Institute of Chartered Accountants of India together with the ethical requirements that are relevant to our audit of the financial statements under the provisions of the Act and the Rules thereunder, and we have fulfilled our other ethical responsibilities in accordance with these requirements and the Code of Ethics. We believe that the audit evidence obtained by us is sufficient and appropriate to provide a basis for our opinion.



Price Waterhouse Chartered Accountants LLP, 1701, 17th Floor, Shapath V, Opp. Karnavati Club, S G Highway
Ahmedabad - 380 051, Gujarat, India
T: +91 (79) 6924 7000, F: +91 (79) 6924 7082

Registered office and Head office: 11-A, Vishni Digamber Marg, Sucheta Bhawan, Gate No 2, 1st Floor, New Delhi - 110002

Price Waterhouse (a Partnership Firm) converted into Price Waterhouse Chartered Accountants LLP (a Limited Liability Partnership with LLP identity no: LLPIN AAC-5001) with effect from July 25, 2014. Post its conversion to Price Waterhouse Chartered Accountants LLP, its ICAI registration number is 012754N/N500016 (ICAI registration number before conversion was 012754N)

Price Waterhouse Chartered Accountants LLP

INDEPENDENT AUDITOR'S REPORT

To the Board of Directors of Torrent Power Limited

Report on the Standalone Financial Results


Page 2 of 3

Board of Directors' Responsibilities for the Standalone Financial Results

4. These standalone financial results have been prepared on the basis of the standalone annual financial statements. The Company's Board of Directors are responsible for the preparation and presentation of these standalone financial results that give a true and fair view of the net profit and other comprehensive income and other financial information of the Company and the standalone statement of assets and liabilities and the standalone statement of cash flows in accordance with the recognition and measurement principles laid down in the Indian Accounting Standards prescribed under Section 133 of the Act read with relevant rules issued thereunder and other accounting principles generally accepted in India and in compliance with Regulation 33 and Regulation 52 read with Regulation 63(2) of the Listing Regulations. The Board of Directors of the Company are responsible for maintenance of adequate accounting records in accordance with the provisions of the Act for safeguarding of the assets of the Company and for preventing and detecting frauds and other irregularities; selection and application of appropriate accounting policies; making judgments and estimates that are reasonable and prudent; and the design, implementation and maintenance of adequate internal financial controls, that were operating effectively for ensuring accuracy and completeness of the accounting records, relevant to the preparation and presentation of the standalone financial statements that give a true and fair view and are free from material misstatement, whether due to fraud or error, which have been used for the purpose of preparation of the standalone financial results by the Directors of the Company, as aforesaid.
5. In preparing the standalone financial results, the Board of Directors of the Company are responsible for assessing the ability of the Company to continue as a going concern, disclosing, as applicable, matters related to going concern and using the going concern basis of accounting unless the Board of Directors either intends to liquidate the Company or to cease operations, or has no realistic alternative but to do so.
6. The Board of Directors of the Company are responsible for overseeing the financial reporting process of the Company.

Auditor's Responsibilities for the Audit of the Standalone Financial Results

7. Our objectives are to obtain reasonable assurance about whether the standalone financial results as a whole are free from material misstatement, whether due to fraud or error, and to issue an auditor's report that includes our opinion. Reasonable assurance is a high level of assurance, but is not a guarantee that an audit conducted in accordance with SAs will always detect a material misstatement when it exists. Misstatements can arise from fraud or error and are considered material if, individually or in the aggregate, they could reasonably be expected to influence the economic decisions of users taken on the basis of these standalone financial results.
8. As part of an audit in accordance with SAs, we exercise professional judgment and maintain professional skepticism throughout the audit. We also:
 - Identify and assess the risks of material misstatement of the standalone financial results, whether due to fraud or error, design and perform audit procedures responsive to those risks, and obtain audit evidence that is sufficient and appropriate to provide a basis for our opinion. The risk of not detecting a material misstatement resulting from fraud is higher than for one resulting from error, as fraud may involve collusion, forgery, intentional omissions, misrepresentations, or the override of internal control.



Price Waterhouse Chartered Accountants LLP

INDEPENDENT AUDITOR'S REPORT

To the Board of Directors of Torrent Power Limited

Report on the Standalone Financial Results


Page 3 of 3

- Obtain an understanding of internal control relevant to the audit in order to design audit procedures that are appropriate in the circumstances. Under Section 143(3) (i) of the Act, we are also responsible for expressing our opinion on whether the company has adequate internal financial controls with reference to financial statements in place and the operating effectiveness of such controls. (Refer paragraph 11 below)
 - Evaluate the appropriateness of accounting policies used and the reasonableness of accounting estimates and related disclosures made by the Board of Directors.
 - Conclude on the appropriateness of the Board of Directors use of the going concern basis of accounting and, based on the audit evidence obtained, whether a material uncertainty exists related to events or conditions that may cast significant doubt on the ability of the Company to continue as a going concern. If we conclude that a material uncertainty exists, we are required to draw attention in our auditor's report to the related disclosures in the standalone financial results or, if such disclosures are inadequate, to modify our opinion. Our conclusions are based on the audit evidence obtained up to the date of our auditor's report. However, future events or conditions may cause the Company to cease to continue as a going concern.
 - Evaluate the overall presentation, structure and content of the standalone financial results, including the disclosures, and whether the standalone financial results represent the underlying transactions and events in a manner that achieves fair presentation.
9. We communicate with those charged with governance of the Company regarding, among other matters, the planned scope and timing of the audit and significant audit findings, including any significant deficiencies in internal control that we identify during our audit. We also provide those charged with governance with a statement that we have complied with relevant ethical requirements regarding independence, and to communicate with them all relationships and other matters that may reasonably be thought to bear on our independence, and where applicable, related safeguards.

Other Matters

10. The standalone financial results include the results for the quarter ended March 31, 2023 being the balancing figures between the audited figures in respect of the full financial year and the published unaudited year to date figures up to the third quarter of the current financial year, which are neither subject to limited review nor audited by us.
11. The standalone annual financial results dealt with by this report has been prepared for the express purpose of filing with National Stock Exchange of India Limited and BSE Limited. These results are based on and should be read with the audited standalone financial statements of the Company for the year ended March 31, 2023 on which we issued an unmodified audit opinion vide our report dated May 29, 2023.

For Price Waterhouse Chartered Accountants LLP
Firm Registration Number: 012754N / N500016


Priyanshu Gundana
Partner

Membership Number: 109553
UDIN: 2310955386WNNH3455

Place: Ahmedabad
Date: May 29, 2023

TORRENT POWER LIMITED

Registered Office: "Samanvay", 600, Tapovan, Ambawadi, Ahmedabad - 380 015, Ph.: 079-26628000
CIN: L31200GJ2004PLC044068; Website: www.torrentpower.com; E-mail: cs@torrentpower.com

STATEMENT OF STANDALONE FINANCIAL RESULTS FOR THE QUARTER AND YEAR ENDED MARCH 31, 2023

Particulars	(₹ in Crore except per share data)				
	For the quarter ended			For the year ended	
	31.03.2023	31.12.2022	31.03.2022	31.03.2023	31.03.2022
	Refer note 10	Un-audited	Refer note 10	Audited	Audited
Income					
Revenue from operations (Refer note 3)	4,301.12	4,867.24	3,633.45	18,836.22	13,715.74
Other income	113.51	94.75	90.68	434.64	296.09
Total income	4,414.63	4,961.99	3,724.13	19,270.86	14,011.83
Expenses					
Electrical energy purchased	1,999.13	1,981.11	1,617.83	8,660.97	5,116.39
Fuel cost	580.74	429.41	623.13	2,508.23	3,403.40
Purchase of stock-in-trade	397.72	728.81	117.42	1,879.26	305.99
Employee benefits expense	137.09	122.08	103.83	513.85	514.07
Finance costs	158.48	177.13	138.44	668.34	581.56
Depreciation and amortisation expense	270.75	265.22	315.33	1,058.88	1,233.79
Other expenses	280.11	272.12	247.43	1,050.04	1,042.25
Total expenses	3,824.02	3,975.88	3,163.41	16,339.57	12,197.45
Profit before exceptional items and tax	590.61	986.11	560.72	2,931.29	1,814.38
Exceptional items (Refer note 1)	-	-	1,300.00	-	1,300.00
Profit / (Loss) before tax	590.61	986.11	(739.28)	2,931.29	514.38
Tax expense					
- Current Tax	108.49	234.92	135.94	634.45	367.45
- Deferred tax	47.05	56.25	(349.46)	193.12	(262.78)
Total tax expense	155.54	291.17	(213.52)	827.57	104.67
Profit / (Loss) for the period	435.07	694.94	(525.76)	2,103.72	409.71
Other comprehensive income :					
Items that will not be reclassified to profit or loss	9.00	0.34	5.44	11.21	3.03
Tax relating to other comprehensive income	3.14	0.12	1.89	3.92	1.06
Other comprehensive income (net of tax)	5.86	0.22	3.55	7.29	1.97
Total comprehensive income	440.93	695.16	(522.21)	2,111.01	411.68
Paid up equity share capital (F.V. ₹ 10/- per share)	480.62	480.62	480.62	480.62	480.62
Reserves excluding revaluation reserves as per balance sheet of previous accounting year				10,539.05	9,485.40
Earnings per share (of ₹ 10/- each) (not annualised)					
(a) Basic (₹)	9.05	14.46	(10.94)	43.77	8.52
(b) Diluted (₹)	9.05	14.46	(10.94)	43.77	8.52



J
DM

Standalone Statement of Assets and Liabilities

(₹ in Crore)

Particulars	As at March 31, 2023	As at March 31, 2022
	Audited	Audited
ASSETS		
Non-current assets		
Property, plant and equipment (Refer note 1)	14,578.77	14,096.46
Right-of-use assets	165.72	178.47
Capital work-in-progress	1,608.99	1,186.07
Investment property	9.76	13.27
Intangible assets	11.65	18.99
Financial assets		
Investments in subsidiaries (Refer note 2, 7, 8 and 9)	1,795.29	1,028.17
Other investments	15.94	132.82
Loans	1,507.56	349.32
Other financial assets (Refer note 9)	21.02	652.81
Non-current tax assets (net)	8.09	8.64
Other non-current assets	281.20	331.12
Sub total - Non-current assets	20,003.99	17,996.14
Current assets		
Inventories	645.71	437.96
Financial assets		
Investments	682.31	253.27
Trade receivables	1,516.04	1,363.63
Cash and cash equivalents	138.08	161.79
Bank balances other than cash and cash equivalents	143.50	45.14
Loans (Refer note 2)	105.16	1,031.53
Other financial assets	2,632.43	2,193.63
Other current assets	120.28	121.52
Sub total - Current assets	5,983.51	5,608.47
Total - Assets	25,987.50	23,604.61
EQUITY AND LIABILITIES		
Equity		
Equity share capital	480.62	480.62
Other equity	10,539.05	9,485.40
Sub total - Equity	11,019.67	9,966.02
Liabilities		
Non-current liabilities		
Financial liabilities		
Borrowings	7,044.53	6,119.99
Lease liabilities	35.30	37.27
Trade payables		
Total outstanding dues of micro and small enterprises	-	-
Total outstanding dues other than micro and small enterprises	210.61	150.46
Other financial liabilities	9.54	10.68
Deferred tax liabilities (net)	643.46	317.79
Other non-current liabilities	1,369.89	1,259.13
Sub total - Non-current liabilities	9,313.33	7,895.32
Current liabilities		
Financial liabilities		
Borrowings	1,345.09	1,745.93
Lease liabilities	5.33	4.95
Trade payables		
Total outstanding dues of micro and small enterprises	60.67	50.27
Total outstanding dues other than micro and small enterprises	1,020.67	1,057.34
Other financial liabilities (Refer note 9)	2,172.47	1,892.49
Other current liabilities	646.60	601.36
Provisions	242.90	269.55
Current tax liabilities (net)	160.77	121.38
Sub total - Current liabilities	5,654.50	5,743.27
Total - Equity and liabilities	25,987.50	23,604.61




Handwritten signature or initials.

Standalone Statement of Cash Flows

(₹ in Crore)

Particulars	For the year ended	
	March 31, 2023	March 31, 2022
	Audited	Audited
Cash flow from operating activities		
Profit before tax	2,931.29	514.38
Adjustments for :		
Depreciation and amortisation expense	1,058.88	1,233.79
Amortisation of deferred revenue	(99.69)	(89.86)
Provision of earlier years written back	(0.60)	(1.04)
Loss on sale / discarding of property, plant and equipment and capital work-in-progress	29.90	25.73
Gain on disposal of property, plant and equipment / investment property	(44.83)	(30.04)
Bad debts written off (net of recovery)	3.89	47.00
Reversal of provision for onerous contracts	(10.82)	(27.57)
Provision for onerous contracts	-	0.53
Allowance for doubtful debts (net)	(21.04)	(40.90)
Exceptional items (Refer note 1)	-	1,300.00
Finance costs	668.34	581.56
Interest income from financial assets measured at amortised cost	(163.51)	(144.30)
Dividend income from non-current investments carried at cost	(30.98)	(14.65)
Rent income from investment property	(1.16)	(1.16)
Impairment for non-current investments	0.80	1.60
Gain on sale of current investments in mutual funds	(53.28)	(24.22)
Net (gain) / loss arising on current investments in mutual funds measured at fair value through profit or loss	(3.84)	0.47
Net gain arising on financial assets / liabilities measured at amortised cost	(23.74)	(28.93)
Financial guarantee commission (amortised)	(6.52)	(5.00)
Net unrealised loss / (gain) on foreign currency transactions	10.71	(5.20)
Operating profit before working capital changes	4,243.80	3,292.19
Movement in working capital:		
Adjustments for decrease / (increase) in operating assets:		
Inventories	(207.75)	(51.80)
Trade receivables	(135.26)	(94.21)
Other financial assets	(624.53)	(280.88)
Other assets	11.63	(31.35)
Adjustments for increase / (decrease) in operating liabilities:		
Trade payables	39.63	197.87
Other financial liabilities	221.79	126.78
Provisions	(4.62)	(3.58)
Other liabilities	38.76	55.26
Cash generated from operations	3,583.45	3,210.28
Taxes paid (net)	(465.86)	(229.48)
Net cash flow generated from operating activities	3,117.59	2,980.80
Cash flow from investing activities		
Payments for property, plant and equipment, intangible assets & investment property	(1,908.51)	(1,540.64)
Proceeds from sale of property, plant and equipment, intangible assets & investment property	65.73	47.24
Non-current investments in subsidiaries (Refer note 7,8 and 9)	(175.13)	(606.26)
Advance against equity investment	(3.00)	(555.00)
Proceeds from redemption of debentures	99.09	-
Purchase of non-current investments	(1.94)	(1.91)
Loans to related parties	(5,170.14)	(469.40)
Repayment of loans from related parties	4,955.46	276.64
(Investments) / redemption in bank deposits (net) (maturity more than three months)	(97.94)	51.16
(Investments) / redemption in inter corporate deposits	266.84	113.39
Interest received	145.65	144.62
(Purchase of) / proceeds from current investments (net)	(345.64)	12.11
Dividend received from non-current investments	30.98	14.65
Rent income from investment property	1.16	1.16
Net cash used in investing activities	(2,137.39)	(2,512.24)



Handwritten signature or initials.

Standalone Statement of Cash Flows (Contd.)

(₹ in Crore)

Particulars	For the year ended	
	March 31, 2023	March 31, 2022
	Audited	Audited
Cash flow from financing activities		
Proceeds from long-term borrowings	2,300.00	1,100.00
Proceeds from short-term borrowings	400.00	702.74
Repayment of long-term borrowings	(902.30)	(860.34)
Prepayment of long-term borrowings	(168.23)	(235.49)
Repayment of short-term borrowings	(1,102.74)	-
Repayment of Accelerated Power Development and Reform Programme (APDRP) loan	(3.82)	(3.82)
Receipt of contribution from consumers	216.93	200.41
Dividend paid	(1,057.36)	(696.89)
Principal element of lease payments	(7.78)	(9.38)
Finance costs paid	(678.61)	(599.55)
Net cash used in financing activities	(1,003.91)	(402.32)
Net (decrease) / increase in cash and cash equivalents	(23.71)	66.24
Cash and cash equivalents as at beginning of the period	161.79	95.55
Cash and cash equivalents as at end of the period	138.08	161.79

Notes:

1 Net carrying value of Property, Plant & Equipment ("PPE") and Right-of-use assets ("ROU") as at March 31, 2023 includes ₹ 1,315.05 Crore pertaining to 1,200 MW DGEN Mega Power Project located at Dahej, Gujarat ("DGEN"). DGEN started commercial operations with effect from November 2014 and thereafter has operated only intermittently / partially due to various factors such as unavailability of domestic gas, high prices of imported gas and non-availability of power selling arrangement.

In view of the above and given the current economic environment, during the current year, the Company has carried out an impairment assessment of DGEN as at March 31, 2023 by considering the recoverable amount based on value-in-use of DGEN in accordance with Indian Accounting Standard 36 'Impairment of Assets'. Value-in-use is determined considering a discount rate of 15.00% (March 31, 2022 - 14.50%) and cash flow projections over a period of 17 years (March 31, 2022 - 18 years), being the balance useful life of DGEN in terms of Central Electricity Regulatory Commission (Terms and Conditions of Tariff) Regulations, 2019 on the basis that the Company expects to supply power in the future, inter alia, under long term power selling agreements. Based on the assessment, recoverable value of PPE by using value-in-use is ₹ 1,368.00 Crore which is higher than the carrying amount of PPE of ₹ 1,315.05 Crore and accordingly no additional impairment loss is required as at March 31, 2023. The management has conducted sensitivity analysis on impairment test of the value in use of DGEN. The management believes that reasonable possible change in key assumptions would not materially impact the impairment assessment as at March 31, 2023.

During the earlier years, the Company had provided for impairment loss of ₹ 2,300.00 Crore (including ₹ 1,300.00 Crore during previous year) which has been disclosed as an Exceptional item in the Statement of Profit and Loss.

Assessment of 'value-in-use' involves several key assumptions including expected demand, future price of fuel, expected tariff rates for electricity, discount rate, exchange rate and electricity market scenario, based on past trends and the current and likely future state of the industry. Management reviews such assumptions periodically to factor updated information based on events or changes in circumstances in order to make fresh assessment of impairment, if any.

2 Torrent Pipavav Generation Limited ("TPGL"), a subsidiary of the Company and a joint venture between the Company and Gujarat Power Corporation Limited ("GPCL"), had made payments in nature of compensation for acquisition of private land as per the court orders in Amreli, Gujarat for the purpose of developing a coal-based power plant of 1,000+ MW. Due to non-availability of fuel linkage, Government of Gujarat ("GoG") vide its letter dated December 06, 2017, communicated that the said project may not be developed and accordingly, the joint venture is intended to be dissolved. Further, as per the said letter, the cost of land would be reimbursed after the disposal of land. With reference to this, in the month of March 2019, GPCL has written a letter to Collector, Amreli stating that the land is surrendered to the Government of Gujarat and requested Energy and Petroleum Department, GoG to take further action in the matter. It is learnt that the Government of Gujarat is exploring the possibility of usage of Land for industrial purpose. The management has made an impairment assessment of the amount recoverable from Government of Gujarat and concluded that there is no impairment in the carrying amount of the land. Considering the above facts, assets and liabilities are reflected at their net realisable values or cost whichever is lower and the financial results of TPGL for the year ended March 31, 2023 have been prepared on a non - going concern basis. The recovery of carrying amount of equity and loan ₹ 93.45 Crore is also dependent on the availability of buyer for above mentioned land. The Company has invested equity and loan aggregating to ₹ 111.80 Crore in TPGL and impairment in value of investment is of ₹ 18.35 Crore as at March 31, 2023.

3 Revenue from operations for the quarter and year ended March 31, 2023 includes sale of RLNG aggregating ₹ 506.05 Crore and ₹ 3,068.65 Crore respectively.



Handwritten signature/initials.

- 4 Interim dividend for FY 2022-23 of ₹ 22.00 per equity share (including ₹ 13.00 per equity share as a special dividend) aggregating to ₹ 1,057.36 Crore was paid in March 2023. The Board of Directors has recommended final dividend of ₹ 4.00 per equity share for FY 2022-23. The amount of final dividend to be distributed is ₹ 192.25 Crore. This final dividend along with interim dividend works out to total dividend of ₹ 26.00 per equity share (including ₹ 13.00 per equity share as a special dividend) for the FY 2022-23.
- 5 Chief operating decision maker evaluates the Company's performance and allocates resources to the whole of Company's business viz. "Generation, Transmission and Distribution of Power" as an integrated utility. Hence the Company does not have any reportable segment as per Ind AS - 108 "Operating Segments". Company's operations are wholly confined within India and as such there is no reportable geographical information.
- 6 The immovable and movable assets of the Company, both present and future, are mortgaged and hypothecated by way of first pari passu charge in favour of holders of secured Non Convertible Debentures (NCD) along with lenders of term loans, fund-based working capital facilities and non-fund based credit facilities, availed by the Company except some assets which, in terms of respective financing documents (including Loan agreements, Debenture Trust deed), are carved out of security provided to lenders.
- 7 On July 30, 2022, the Company had acquired 100% of paid-up capital of Wind Two Renergy Private Limited ("WTRPL") from Inox Green Energy Services Limited (formerly known as Inox Wind Infrastructure Services Limited). WTRPL operates 50 MW Wind power plant, situated in the state of Gujarat. On acquisition of shares, WTRPL had become wholly owned subsidiary of the Company w.e.f. July 30, 2022 which was Associate of the Company till July 29, 2022.
- 8 On April 23, 2022, the Company had entered into a Securities Purchase Agreement (SPA) with SkyPower Southeast Asia III Investments Limited, SkyPower Southeast Asia Holdings 2 Limited (the Sellers) for the acquisition of 100% of the share capital of Sunshakti Solar Power Projects Private Limited (SSPPPL), which operates 50 MW solar power plant, situated in the state of Telangana. On completion of the conditions precedent to SPA, SSPPPL had become wholly owned subsidiary of the Company w.e.f. June 13, 2022.
- 9 On March 15, 2022, the Company had entered into a Share Purchase Agreement (SPA) and Shareholders Agreement (SHA) with 'The Hon'ble Administrator of the Union Territory of Dadra and Nagar Haveli and Daman and Diu' (the 'Holding Entity') and 'Dadra and Nagar Haveli and Daman and Diu Power Distribution Corporation Limited' (the 'DNHDDPDCL') for purchase of 51% shares of the DNHDDPDCL from the Holding Entity for a consideration of ₹ 555.00 Crore plus consideration adjustment of ₹ 31.06 Crore as per terms of SPA, on account of notified balance sheet of the DNHDDPDCL as at April 01, 2022 i.e. total consideration of ₹ 586.06 crore.

Basis the SPA and SHA read with The Dadra and Nagar Haveli and Daman and Diu Electricity (Reorganisation and Reforms) Transfer Scheme, 2022 (the "transfer scheme"), the effective date of transfer has been notified by the UT Administrator, Union Territory of Dadra and Nagar Haveli and Daman and Diu as April 01, 2022 ('Acquisition date') for the purpose of implementing the transfer scheme.

DNHDDPDCL is the licensee to carry out the function of distribution and retail supply of electricity in the Dadra and Nagar Haveli District of the Union Territory of Dadra and Nagar Haveli and Daman and Diu for a period of 25 years effective from the acquisition date.

The Company has taken formal takeover of power distribution operations in the Union Territory of Dadra & Nagar Haveli and Daman & Diu (DNH&DD) from April 1, 2022.

Accordingly, the amount of purchase consideration paid for acquiring the shares of the distribution company has been shown as "Advance against equity investment" under Other financial assets as at March 31, 2022 in the standalone financial results, which has been transferred to Investments in subsidiaries as on Acquisition date.

Consideration adjustment of ₹ 31.06 Crore, included under "Other current financial liabilities", has been paid subsequent to year end on April 29, 2023.

- 10 Figures for the quarter ended March 31, 2023 and March 31, 2022 are the balancing figures between audited figures for the full financial year ended March 31, 2023 and March 31, 2022 and the published year to date figures upto the third quarter of the respective financial years.
- 11 Audit Committee has reviewed the above results and the same have been subsequently approved by the Board of Directors in their respective meetings held on May 29, 2023.
- 12 Refer Annexure I for disclosure required pursuant to Regulation 52(4) & 54(3) of SEBI (Listing Obligations and Disclosure Requirements) Regulations, 2015 (as amended).
- 13 The Company is in compliance with the requirements of Chapter XII of SEBI operational circular no. SEBI/HO/DDHS/CIR/P/2021/613 dated August 10, 2021 applicable to Large Corporate Borrowers.

Details relating to identification as a 'Large Corporate':

Sr. No.	Particulars	Details
1	Name of the Company	Torrent Power Limited
2	CIN	L31200GJ2004PLC044068
3	Outstanding borrowing of company as on March 31, 2023	₹ 8,413.92 Crore
4	Highest credit rating during the previous financial year along with name of the Credit Rating Agency	Credit Rating: CRISIL AA + / Stable Credit Rating Agency: CRISIL Ratings Limited
5	Name of Stock Exchange in which the fine shall be paid, in case of shortfall in the required borrowing under the framework	National Stock Exchange of India Limited




Details of incremental borrowings done during the financial year ended March 31, 2023:

1	Name of the Company	Torrent Power Limited
2	CIN	L31200GJ2004PLC044068
3	Report filed for FY:	FY 2022-23
4	Details of the Current block:	
Sr. No.	Particulars	Details
i.	3-year block period FYs	(T) 2022-23, (T+1) 2023-24, (T+2) 2024-25
ii.	Incremental borrowing done in FY 2022-23 (a)	₹ 2,300 Crore
iii.	Mandatory borrowing to be done through debt securities in FY 2022-23 (b) = (25% of a)	₹ 575 Crore
iv.	Actual borrowings done through debt securities in FY 2022-23 (c)	₹ 1,400 Crore
v.	Shortfall in the borrowing through debt securities, if any, for FY 2021-22 carried forward to FY 2022-23 (d)	₹ 25 Crore
vi.	Quantum of (d), which has been met from (c) (e)	₹ 25 Crore
vii.	Shortfall in the mandatory borrowing through debt securities for FY 2022-23, {after adjusting for any shortfall in borrowing for FY 2021-22 which was carried forward to FY 2022-23} (f)= (b)-[(c)-(e)] {If the calculated value is zero or negative, write "nil"}	Nil
5	Details of penalty to be paid, if any, in respect to previous block	
		Nil

For, TORRENT POWER LIMITED


Jinal Mehta
Managing Director

Place : Ahmedabad
Date : May 29, 2023



ANNEXURE I:

Disclosures pursuant to Regulation 52(4) & 54(3) of Securities and Exchange Board of India (Listing Obligations and Disclosures Requirement) Regulations, 2015 (as amended) (Standalone):

Regulation No.	Particulars	For the quarter ended			For the year ended	
		31.03.2023	31.12.2022	31.03.2022	31.03.2023	31.03.2022
52(4)(c)	Debt equity ratio	NCD Series wise details given hereunder				
52(4)(f)	Debt service coverage ratio	1.99	4.60	2.39	2.33	1.96
52(4)(g)	Interest service coverage ratio	5.54	7.20	6.58	6.28	6.01
52(4)(h)	Outstanding redeemable preference shares (quantity and value)	NA	NA	NA	NA	NA
52(4)(i)	Capital redemption reserve / Debenture redemption reserve (₹ in Crore)	21.58	108.30	108.30	21.58	108.30
52(4)(j)	Net worth (₹ in Crore)	11,019.67	11,636.10	9,966.02	11,019.67	9,966.02
52(4)(k)	Net Profit after tax (other than other comprehensive income) (₹ in Crore)	435.07	694.94	(525.76)	2,103.72	409.71
52(4)(l)	Earnings per share (₹) (not annualised)	9.05	14.46	(10.94)	43.77	8.52
52(4)(m)	Current ratio	1.57	2.17	1.36	1.57	1.36
52(4)(n)	Long term debt to working capital	2.84	1.80	3.09	2.84	3.09
52(4)(o)	Bad debts to account receivable (not annualised)	-0.78%	-0.06%	-1.29%	-1.05%	0.39%
52(4)(p)	Current liability ratio	0.25	0.24	0.30	0.25	0.30
52(4)(q)	Total debts to total assets	0.39	0.36	0.36	0.39	0.36
52(4)(r)	Debtors turnover (not annualised)	2.80	2.73	2.60	13.08	10.39
52(4)(s)	Inventory turnover (not annualised)	6.72	7.13	7.87	34.76	33.29
52(4)(t)	Operating margin (%)	21.07%	27.40%	25.43%	22.42%	24.31%
52(4)(u)	Net profit margin (%)	10.12%	14.28%	-14.47%	11.17%	2.99%
54(3)	Security cover available	NCD Series wise details given hereunder				

Non-convertible debenture series wise debt equity ratio :

Sr No.	Particulars	For the quarter ended			For the year ended	
		31.03.2023	31.12.2022	31.03.2022	31.03.2023	31.03.2022
1	Series 1 (10.35%, 550 Secured Redeemable Non-Convertible Debentures)	NA	NA	0.76	NA	0.76
2	Series 2 (10.35%, 200 Secured Redeemable Non-Convertible Debentures)	NA	0.78	0.76	NA	0.76
3	Series 3 (8.95%, 165 Secured Redeemable Non-Convertible Debentures)	0.86	0.78	0.76	0.86	0.76
4	Series 4 (10.25%, 2,700 Unsecured Redeemable Non-Convertible Debentures)	0.77	0.70	0.68	0.77	0.68
5	Series 5 (7.65%, 1,000 Secured Redeemable Non-Convertible Debentures)	NA	0.70	0.68	NA	0.68
6	Series 6 (7.30%, 3,000 Secured Redeemable Non-Convertible Debentures)	0.77	0.70	0.68	0.77	0.68
7	Series 7 (6.50%, 6.90%, 7.25%, 2,500 Secured Redeemable Non-Convertible Debentures)	0.77	0.70	0.68	0.77	0.68
8	Series 8 (6.20%, 6.70%, 7.10%, 7.45%, 6,000 Secured Redeemable Non-Convertible Debentures)	0.77	0.70	NA	0.77	NA
9	Series 9 (7.45%, 8.05%, 6,000 Secured Redeemable Non-Convertible Debentures)	0.77	0.70	NA	0.77	NA
10	Series 10 (8.30%, 8.35%, 8.55%, 8.65%, 2,000 Secured Redeemable Non-Convertible Debentures)	0.77	0.70	NA	0.77	NA

Non-convertible debenture series wise security cover available :


Sr No.	Particulars	For the quarter ended			For the year ended	
		31.03.2023	31.12.2022	31.03.2022	31.03.2023	31.03.2022
1	Series 1 (10.35%, 550 Secured Redeemable Non-Convertible Debentures) \$	NA	NA	2.24	NA	2.24
2	Series 2 (10.35%, 200 Secured Redeemable Non-Convertible Debentures) \$	NA	2.05	2.24	NA	2.24
3	Series 3 (8.95%, 165 Secured Redeemable Non-Convertible Debentures) #	2.01	2.05	1.82	2.01	1.82
4	Series 4 (10.25%, 2,700 Unsecured Redeemable Non-Convertible Debentures)	NA	NA	NA	NA	NA
5	Series 5 (7.65%, 1,000 Secured Redeemable Non-Convertible Debentures) #	NA	1.91	1.65	NA	1.65
6	Series 6 (7.30%, 3,000 Secured Redeemable Non-Convertible Debentures) #	1.86	1.89	1.62	1.86	1.62
7	Series 7 (6.50%, 6.90%, 7.25%, 2,500 Secured Redeemable Non-Convertible Debentures) #	1.86	1.89	1.62	1.86	1.62
8	Series 8 (6.20%, 6.70%, 7.10%, 7.45%, 6,000 Secured Redeemable Non-Convertible Debentures) #	1.86	1.89	NA	1.86	NA
9	Series 9 (7.45%, 8.05%, 6,000 Secured Redeemable Non-Convertible Debentures) #	1.86	1.89	NA	1.86	NA
10	Series 10 (8.30%, 8.35%, 8.55%, 8.65%, 2,000 Secured Redeemable Non-Convertible Debentures) #	1.86	1.89	NA	1.86	NA

\$ Fixed Asset Coverage ratio till June 30, 2022 computed based on definition as per Debenture Trust Deed and Security Cover ratio from September 30, 2022 computed based on SEBI/HO/MIRSD/MIRSD_CRADT/CIR/P/2022/67 dated May 19, 2022.

Total Asset Coverage Ratio till June 30, 2022 computed based on definition as per Debenture Trust Deed and Security Cover ratio from September 30, 2022 computed based on SEBI/HO/MIRSD/MIRSD_CRADT/CIR/P/2022/67 dated May 19, 2022.

Formulae for the computation of the Ratios :

- Debt equity ratio = Ratios are computed as per financial covenants provided in respective Information Memorandum.
- Debt service coverage ratio = (Total comprehensive income + Deferred tax + Depreciation and amortisation + Interest on debt) / (Principal repayment of debt (excluding voluntary prepayments if any) + Interest on debt + Lease payment)
- Interest service coverage ratio = (Total comprehensive income + Deferred tax + Depreciation and amortisation + Interest on debt) / (Interest on debt)
- Current ratio = Current assets / (Current liabilities- Security deposits from consumers - Service line deposits from consumers- Deferred revenue)
- Long term debt to working capital ratio = (All long term debt outstanding (including unamortised expense)+ contingent liability pertaining to corporate / financial guarantee given) / (Current assets- (Current Liabilities- Security deposits from consumers - Service line deposits from consumers- Deferred revenue -Current maturity of long term debt))
- Bad debts to account receivable ratio = (Bad debts written off (net of recovery) + Allowance for doubtful debts (net)) / (Average gross trade receivables)
- Current liability ratio = (Current liabilities- Security deposits from consumers - Service line deposits from consumers- Deferred revenue) / (Total liabilities)
- Total debts to Total assets ratio = (All long term debt outstanding (including unamortised expense)+ contingent liability pertaining to corporate / financial guarantee given + Short term debt) / (Total assets)
- Debtors turnover ratio = (Revenue from operations) / (Average trade receivables)
- Inventory turnover ratio = (Revenue from operations) / (Average inventories)
- Operating margin = (Profit before exceptional items and tax + Finance costs + Depreciation and amortisation - Other income) / (Revenue from operations)
- Net profit margin = (Profit after tax) / (Revenue from operations)
- Security cover available = Ratios are computed as per financial covenants provided in respective Information Memorandum.



1
Jm

Price Waterhouse Chartered Accountants LLP

INDEPENDENT AUDITOR'S REPORT

To the Board of Directors of Torrent Power Limited

Report on the Audit of Consolidated Financial Results

Opinion

1. We have audited the consolidated annual financial results of Torrent Power Limited (hereinafter referred to as the "Holding Company") and its subsidiaries (Holding Company and its subsidiaries together referred to as "the Group") (Refer note 1 to the consolidated annual financial results) for the year ended March 31, 2023 and the consolidated statement of assets and liabilities and the consolidated statement of cash flows as at and for the year ended on that date, attached herewith, being submitted by the Holding Company pursuant to the requirement of Regulation 33 and Regulation 52 read with Regulation 63(2) of the SEBI (Listing Obligations and Disclosure Requirements) Regulations, 2015, as amended ('Listing Regulations') which has been initialled by us for identification purposes.
2. In our opinion and to the best of our information and according to the explanations given to us and based on the consideration of reports of other auditor on separate audited financial results of the subsidiary, the aforesaid consolidated financial results:
 - i. include the annual financial results of the Holding Company and the entities as listed in Annexure A;
 - ii. are presented in accordance with the requirements of Regulation 33 and Regulation 52 read with Regulation 63(2) of the Listing Regulations in this regard; and
 - iii. give a true and fair view in conformity with the recognition and measurement principles laid down in the applicable accounting standards prescribed under Section 133 of the Companies Act, 2013 (the "Act") and other accounting principles generally accepted in India, of net profit and other comprehensive income and other financial information of the Group, for the year ended March 31, 2023 and the consolidated statement of assets and liabilities and the consolidated statement of cash flows as at and for the year ended on that date.

Basis for Opinion

3. We conducted our audit in accordance with the Standards on Auditing (SAs) specified under section 143(10) of the Act and other applicable authoritative pronouncements issued by the Institute of Chartered Accountants of India. Our responsibilities under those Standards are further described in the 'Auditor's Responsibilities for the Audit of the Consolidated Financial Results' section of our report. We are independent of the Group, in accordance with the Code of Ethics issued by the Institute of Chartered Accountants of India together with the ethical requirements that are relevant to our audit of the financial statements under the provisions of the Act and the Rules thereunder, and we have fulfilled our other ethical responsibilities in accordance with these requirements and the Code of Ethics. We believe that the audit evidence obtained by us and other auditors in terms of their reports referred to in "Other Matter" paragraph below, is sufficient and appropriate to provide a basis for our opinion.



Price Waterhouse Chartered Accountants LLP, 1701, 17th Floor, Shapath V, Opp. Karnavati Club, S G Highway
Ahmedabad - 380 051, Gujarat, India
T: +91 (79) 6924 7000, F: +91 (79) 6924 7082

Registered office and Head office: 11-A, Vishnu Digamber Marg, Sucheta Bhawan, Gate No 2, 1st Floor, New Delhi - 110002

Price Waterhouse (a Partnership Firm) converted into Price Waterhouse Chartered Accountants LLP (a Limited Liability Partnership with LLP identity no: LLPIN AAC-5001) with effect from July 25, 2014. Post its conversion to Price Waterhouse Chartered Accountants LLP, its ICAI registration number is 012754N/NS00016 (ICAI registration number before conversion was 012754N)

Price Waterhouse Chartered Accountants LLP

INDEPENDENT AUDITOR'S REPORT

To the Board of Directors of Torrent Power Limited

Report on the Consolidated Financial Results

Page 2 of 5

Board of Directors' Responsibilities for the Consolidated Financial Results

4. These consolidated financial results have been prepared on the basis of the consolidated annual financial statements. The Holding Company's Board of Directors are responsible for the preparation and presentation of these consolidated financial results that give a true and fair view of the net profit and other comprehensive income and other financial information of the Group and the consolidated statement of assets and liabilities and the consolidated statement of cash flows in accordance with the recognition and measurement principles laid down in the Indian Accounting Standards prescribed under Section 133 of the Act read with relevant rules issued thereunder and other accounting principles generally accepted in India and in compliance with Regulation 33 and Regulation 52 read with Regulation 63(2) of the Listing Regulations. The respective Board of Directors of the companies included in the Group are responsible for maintenance of adequate accounting records in accordance with the provisions of the Act for safeguarding of the assets of the Group and for preventing and detecting frauds and other irregularities; selection and application of appropriate accounting policies; making judgments and estimates that are reasonable and prudent; and the design, implementation and maintenance of adequate internal financial controls, that were operating effectively for ensuring accuracy and completeness of the accounting records, relevant to the preparation and presentation of the consolidated financial statements that give a true and fair view and are free from material misstatement, whether due to fraud or error, which have been used for the purpose of preparation of the consolidated financial results by the Directors of the Holding Company, as aforesaid.
5. In preparing the consolidated financial results, the respective Board of Directors of the companies included in the Group are responsible for assessing the ability of the Group to continue as a going concern, disclosing, as applicable, matters related to going concern and using the going concern basis of accounting unless the respective Board of Directors either intends to liquidate the Group or to cease operations, or has no realistic alternative but to do so.
6. The respective Board of Directors of the companies included in the Group are responsible for overseeing the financial reporting process of the Group.

Auditor's Responsibilities for the Audit of the Consolidated Financial Results

7. Our objectives are to obtain reasonable assurance about whether the consolidated financial results as a whole are free from material misstatement, whether due to fraud or error, and to issue an auditor's report that includes our opinion. Reasonable assurance is a high level of assurance, but is not a guarantee that an audit conducted in accordance with SAs will always detect a material misstatement when it exists. Misstatements can arise from fraud or error and are considered material if, individually or in the aggregate, they could reasonably be expected to influence the economic decisions of users taken on the basis of these consolidated financial results.
8. As part of an audit in accordance with SAs, we exercise professional judgment and maintain professional skepticism throughout the audit. We also:
 - Identify and assess the risks of material misstatement of the consolidated financial results, whether due to fraud or error, design and perform audit procedures responsive to those risks, and obtain audit evidence that is sufficient and appropriate to provide a basis for our opinion. The risk of not detecting a material misstatement resulting from fraud is higher than for one



Price Waterhouse Chartered Accountants LLP

INDEPENDENT AUDITOR'S REPORT

To the Board of Directors of Torrent Power Limited

Report on the Consolidated Financial Results

Page 3 of 5

resulting from error, as fraud may involve collusion, forgery, intentional omissions, misrepresentations, or the override of internal control.

- Obtain an understanding of internal control relevant to the audit in order to design audit procedures that are appropriate in the circumstances. Under Section 143(3)(i) of the Act, we are also responsible for expressing our opinion on whether the company has adequate internal financial controls with reference to financial statements in place and the operating effectiveness of such controls. (Refer paragraph 14 below)
 - Evaluate the appropriateness of accounting policies used and the reasonableness of accounting estimates and related disclosures made by the Board of Directors.
 - Conclude on the appropriateness of the Board of Directors use of the going concern basis of accounting and, based on the audit evidence obtained, whether a material uncertainty exists related to events or conditions that may cast significant doubt on the ability of the Group to continue as a going concern. If we conclude that a material uncertainty exists, we are required to draw attention in our auditor's report to the related disclosures in the consolidated financial results or, if such disclosures are inadequate, to modify our opinion. Our conclusions are based on the audit evidence obtained up to the date of our auditor's report. However, future events or conditions may cause the Group to cease to continue as a going concern.
 - Evaluate the overall presentation, structure and content of the consolidated financial results, including the disclosures, and whether the consolidated financial results represent the underlying transactions and events in a manner that achieves fair presentation.
 - Obtain sufficient appropriate audit evidence regarding the financial results of the entities within the Group to express an opinion on the consolidated Financial Results. We are responsible for the direction, supervision and performance of the audit of financial information of such entities included in the consolidated financial results of which we are the independent auditors. For the other entities included in the consolidated financial results, which have been audited by other auditors, such other auditors remain responsible for the direction, supervision and performance of the audits carried out by them. We remain solely responsible for our audit opinion.
9. We communicate with those charged with governance of the Holding Company and such other entities included in the consolidated financial results of which we are the independent auditors regarding, among other matters, the planned scope and timing of the audit and significant audit findings, including any significant deficiencies in internal control that we identify during our audit. We also provide those charged with governance with a statement that we have complied with relevant ethical requirements regarding independence, and to communicate with them all relationships and other matters that may reasonably be thought to bear on our independence, and where applicable, related safeguards.
10. We also performed procedures in accordance with the circular issued by the SEBI under Regulation 33(8) of the Listing Regulations, as amended, to the extent applicable.



Price Waterhouse Chartered Accountants LLP

INDEPENDENT AUDITOR'S REPORT

To the Board of Directors of Torrent Power Limited

Report on the Consolidated Financial Results

Page 4 of 5

Other Matter

11. We did not audit the financial results of one subsidiary (w.e.f. July 30, 2022) whose financial results reflect total assets of Rs. 289.20 crore and net assets of Rs. 13.55 crore as at March 31, 2023, total revenue of Rs. 6.20 crore, total comprehensive income (comprising of loss and other comprehensive income) of Rs. (15.54) crore and net cash flows amounting to Rs. (0.17) crore for the period from July 30, 2022 to March 31, 2023, as considered in the consolidated financial results. The consolidated financial results also include the Group's share of total comprehensive income (comprising of loss and other comprehensive income) of Rs. Nil for the period April 1, 2022 to July 29, 2022 as considered in the consolidated financial statements, in respect of one associate company (up to July 29, 2022), whose financial results have not been audited by us. These financial results have been audited by other auditor whose report have been furnished to us by the Management, and our opinion on the consolidated financial results in so far as it relates to the amounts and disclosures included in respect of this subsidiary (associate company up to July 29, 2022), and our opinion in so far as it relates to the amounts and disclosures included in respect of this subsidiary, is based solely on the reports of such other auditor, and the procedures performed by us as stated in paragraph 10 above.
12. Our opinion on the consolidated Financial Results is not modified in respect of the above matter with respect to our reliance on the work done and the reports of the other auditor.
13. The Financial Results include the results for the quarter ended March 31, 2023 being the balancing figures between the audited figures in respect of the full financial year and the published unaudited year to date figures up to the third quarter of the current financial year, which are neither subject to limited review nor audited by us.
14. The consolidated annual financial results dealt with by this report have been prepared for the express purpose of filing with National Stock Exchange of India Limited and BSE Limited. These results are based on and should be read with the audited consolidated financial statements of the Group, for the year ended March 31, 2023 on which we have issued an unmodified audit opinion vide our report dated May 29, 2023.

For Price Waterhouse Chartered Accountants LLP

Firm Registration Number: 012754N / N500016

Priyanshu Gundana

Partner

Membership Number: 109553

UDIN: 23109553BUWNNI4255

Place: Ahmedabad

Date: May 29, 2023


Price Waterhouse Chartered Accountants LLP

INDEPENDENT AUDITOR'S REPORT
To the Board of Directors of Torrent Power Limited
Report on the Consolidated Financial Results
Page 5 of 5

Annexure A

List of entities:

Sl. No	Name of Company
A.	Subsidiaries
1	Torrent Power Grid Limited
2	Torrent Pipavav Generation Limited
3	Torrent Solargen Limited
4	Jodhpur Wind Farms Private Limited
5	Latur Renewable Private Limited
6	TCL Cables Private Limited
7	Torrent Solar Power Private Limited
8	Torrent Saurya Urja 2 Private Limited
9	Torrent Saurya Urja 3 Private Limited
10	Torrent Saurya Urja 4 Private Limited
11	Torrent Saurya Urja 5 Private Limited
12	Visual Percept Solar Projects Private Limited
13	Torrent Saurya Urja 6 Private Limited (formerly known as LREHL Renewables India SPV 1 Private Limited)
14	Surya Vidyut Limited
15	Dadra and Nagar Haveli and Daman and Diu Power Distribution Corporation Limited
16	Sunshakti Solar Power Projects Private Limited
17	Wind Two Renergy Private Limited (w.e.f. July 30, 2022) (Associate up to July 29, 2022)




TORRENT POWER LIMITED

Registered Office: "Samanvay", 600, Tapovan, Ambawadi, Ahmedabad - 380 015, Ph.: 079-26628000

CIN: L31200GJ2004PLC044068; Website: www.torrentpower.com; E-mail: cs@torrentpower.com

STATEMENT OF CONSOLIDATED FINANCIAL RESULTS FOR THE QUARTER AND YEAR ENDED MARCH 31, 2023

Particulars	(₹ in Crore except per share data)				
	For the quarter ended			For the year ended	
	31.03.2023	31.12.2022	31.03.2022	31.03.2023	31.03.2022
	Refer note 11	Un-audited	Refer note 11	Audited	Audited
Income					
Revenue from operations (Refer note 4)	6,037.87	6,442.79	3,743.65	25,694.12	14,257.61
Other income	95.83	83.65	96.94	381.85	235.04
Total income	6,133.70	6,526.44	3,840.59	26,075.97	14,492.65
Expenses					
Electrical energy purchased	3,410.34	3,346.61	1,617.83	14,440.53	5,116.39
Fuel cost	580.74	429.41	623.13	2,508.23	3,403.40
Cost of materials consumed	94.51	39.77	54.83	334.81	262.64
Purchase of stock-in-trade	397.72	728.81	117.42	1,879.26	305.99
Changes in inventories of finished goods and work-in-progress	(16.15)	(1.63)	(5.79)	(29.19)	(11.11)
Employee benefits expense	151.15	138.98	107.99	578.25	533.54
Finance costs	189.19	228.01	151.23	818.20	628.21
Depreciation and amortisation expense	328.82	321.88	339.68	1,280.96	1,333.86
Other expenses	329.14	317.17	237.60	1,223.56	1,055.76
Total expenses	5,465.46	5,549.01	3,243.92	23,034.61	12,628.68
Profit before exceptional items and tax	668.24	977.43	596.67	3,041.36	1,863.97
Exceptional items (Refer note 2)	-	-	1,300.00	-	1,300.00
Profit / (Loss) before tax	668.24	977.43	(703.33)	3,041.36	563.97
Tax expense					
- Current tax	135.66	244.19	138.18	672.82	372.48
- Deferred tax	48.65	38.70	(354.14)	203.87	(267.21)
Total tax expense	184.31	282.89	(215.96)	876.69	105.27
Profit / (Loss) for the period	483.93	694.54	(487.37)	2,164.67	458.70
Other comprehensive income :					
Items that will not be reclassified to profit or loss	6.54	0.48	5.06	9.54	2.89
Tax relating to other comprehensive income	2.68	0.12	1.82	3.50	1.04
Other comprehensive income (net of tax)	3.86	0.36	3.24	6.04	1.85
Total comprehensive income	487.79	694.90	(484.13)	2,170.71	460.55
Profit for the period attributable to :					
Owners of the company	449.07	684.60	(488.04)	2,117.43	453.98
Non-controlling interests	34.86	9.94	0.67	47.24	4.72
Other comprehensive income attributable to :					
Owners of the company	4.57	0.36	3.24	6.75	1.85
Non-controlling interests	(0.71)	-	-	(0.71)	-
Total comprehensive income attributable to :					
Owners of the company	453.64	684.96	(484.80)	2,124.18	455.83
Non-controlling interests	34.15	9.94	0.67	46.53	4.72
Paid up equity share capital (F.V. ₹ 10/- per share)	480.62	480.62	480.62	480.62	480.62
Reserves excluding revaluation reserves as per balance sheet of previous accounting year				10,529.38	9,462.56
Earnings per share (EPS)					
Earnings per share (of ₹ 10/- each) (not annualised)					
(a) Basic (₹)	9.34	14.24	(10.15)	44.06	9.45
(b) Diluted (₹)	9.34	14.24	(10.15)	44.06	9.45




1
[Signature]

Consolidated Statement of Assets and Liabilities

(₹ in Crore)

Particulars	As at	As at
	March 31, 2023	March 31, 2022
	Audited	Audited
ASSETS		
Non-current assets		
Property, plant and equipment (Refer note 2)	18,115.94	16,759.39
Right-of-use assets	216.46	214.60
Capital work-in-progress	2,624.69	1,297.27
Investment property	9.39	-
Goodwill	171.07	-
Other intangible assets	756.33	123.29
Financial assets		
Investments	15.94	132.82
Loans	-	121.87
Other financial assets	135.38	101.55
Deferred tax assets (net)	38.65	35.12
Non-current tax assets (net)	12.50	10.56
Other non-current assets (Refer note 10)	361.04	1,000.47
Sub total - Non-current assets	22,457.39	19,796.94
Current assets		
Inventories	820.28	537.57
Financial assets		
Investments	787.75	273.70
Trade receivables	2,246.33	1,602.70
Cash and cash equivalents	188.23	289.41
Bank balances other than cash and cash equivalents	155.29	62.93
Loans	-	19.90
Other financial assets	3,111.40	2,298.81
Other current assets	143.51	140.74
Sub total - Current assets	7,452.79	5,225.76
Total - Assets	29,910.18	25,022.70
EQUITY AND LIABILITIES		
Equity		
Equity share capital	480.62	480.62
Other equity	10,529.38	9,462.56
Sub total - Equity attributable to equity holders of the Company	11,010.00	9,943.18
Non-controlling interests	476.65	35.93
Sub total - Total equity	11,486.65	9,979.11
Liabilities		
Non-current liabilities		
Financial liabilities		
Borrowings	8,902.32	7,099.15
Lease liabilities	39.32	39.10
Trade payables	-	-
Total outstanding dues of micro and small enterprises	-	-
Total outstanding dues other than micro and small enterprises	210.61	150.46
Other financial liabilities	-	0.33
Deferred tax liabilities (net)	968.79	345.21
Other non-current liabilities	1,372.46	1,261.67
Sub total - Non-current liabilities	11,493.50	8,895.92
Current liabilities		
Financial liabilities		
Borrowings	1,593.75	1,999.27
Lease liabilities	6.02	5.11
Trade payables	-	-
Total outstanding dues of micro and small enterprises	68.99	54.02
Total outstanding dues other than micro and small enterprises	1,453.68	1,057.11
Other financial liabilities	2,687.72	2,021.51
Other current liabilities	677.24	613.56
Provisions	264.06	274.55
Current tax liabilities (net)	178.57	122.54
Sub total - Current liabilities	6,930.03	6,147.67
Total - Equity and liabilities	29,910.18	25,022.70



Jm

Consolidated Statement of Cash Flows

(₹ in Crore)

Particulars	For the year ended	
	March 31, 2023	March 31, 2022
	Audited	Audited
Cash flow from operating activities		
Profit before tax	3,041.36	563.97
Adjustments for :		
Depreciation and amortisation expense	1,280.96	1,333.86
Amortisation of deferred revenue	(100.10)	(90.27)
Provision of earlier years written back	(0.80)	(1.04)
Loss on sale / discarding of property, plant and equipment and capital work-in-progress	29.91	23.66
Gain on disposal of property, plant and equipment	(44.84)	(30.05)
Bad debts written off (net of recovery)	4.02	46.83
Reversal of provision for onerous contracts	(10.82)	(55.07)
Provision for onerous contracts	9.44	0.53
Allowance for doubtful debts (net)	(13.21)	(32.71)
Exceptional items (Refer note 2)	-	1,300.00
Finance costs	818.20	628.21
Interest income from financial assets measured at amortised cost	(68.84)	(66.62)
Gain on sale of current investments in mutual funds	(55.64)	(27.84)
Net (gain) / loss arising on current investments in mutual funds measured at fair value through profit or loss	(7.23)	2.20
Net gain arising on financial assets / liabilities measured at amortised cost	(23.67)	(28.93)
Net unrealised loss / (gain) on foreign currency transactions	10.76	(5.34)
Operating profit before working capital changes	4,869.50	3,561.39
Movement in working capital:		
Adjustments for decrease / (increase) in operating assets:		
Inventories	(265.58)	(85.44)
Trade receivables	(148.96)	(119.78)
Other financial assets	(929.80)	(287.41)
Other assets	(22.13)	(43.68)
Adjustments for increase / (decrease) in operating liabilities:		
Trade payables	125.37	196.61
Other financial liabilities	260.20	118.13
Provisions	0.43	(3.92)
Other liabilities	56.84	62.33
Cash generated from operations	3,945.87	3,398.23
Taxes paid (net)	(490.09)	(231.05)
Net cash flow generated from operating activities	3,455.78	3,167.18
Cash flow from investing activities		
Payments for property, plant and equipment, intangible assets & investment property	(2,815.55)	(1,809.14)
Proceeds from sale of property, plant and equipment & intangible assets	65.74	49.44
Acquisition of subsidiaries net of cash and cash equivalents (Refer note 8, 9 and 10)	28.05	(515.23)
Advance against equity investment	(3.00)	(555.00)
Purchase of non-current investments	(1.94)	(1.91)
Loans to related parties	(277.02)	(7.95)
Repayment of loans from related parties	11.25	21.30
(Investments) / redemption in bank deposits (net) (maturity more than three months)	(115.43)	50.63
(Investments) / redemption in inter corporate deposits	266.84	113.40
Interest received	74.35	69.31
(Purchase of) / proceeds from current investments (net)	(449.25)	102.03
Net cash used in investing activities	(3,215.96)	(2,483.12)



Handwritten signature or initials.

Consolidated Statement of Cash Flows (Contd.)

Particulars	For the year ended	
	March 31, 2023	March 31, 2022
	Audited	Audited
Cash flow from financing activities		
Proceeds from long-term borrowings	3,812.34	1,125.22
Proceeds from short-term borrowings	400.00	693.22
Repayment of long-term borrowings	(1,359.28)	(885.59)
Prepayment of long-term borrowings	(341.86)	(235.49)
Repayment of short-term borrowings	(1,113.74)	-
Repayment of Accelerated Power Development and Reform Programme (APDRP) loan	(3.82)	(3.82)
Receipt of contribution from consumers	217.04	200.41
Dividend paid	(1,061.81)	(702.04)
Principal element of lease payments	(22.34)	(44.35)
Finance costs paid	(867.53)	(649.49)
Net cash generated from / (used in) financing activities	(341.00)	(501.93)
Net (decrease) / increase in cash and cash equivalents	(101.18)	182.13
Cash and cash equivalents as at beginning of the period	289.41	107.28
Cash and cash equivalents as at end of the period	188.23	289.41



Notes:

- The consolidated financial results include the financial results of Torrent Power Limited (the "Company") and Seventeen subsidiaries: Torrent Power Grid Limited, Torrent Pipavav Generation Limited, Torrent Solargen Limited, Jodhpur Wind Farms Private Limited, Latur Renewable Private Limited, TCL Cables Private Limited, Torrent Solar Power Private Limited, Torrent Saurya Urja 2 Private Limited, Torrent Saurya Urja 3 Private Limited, Torrent Saurya Urja 4 Private Limited, Torrent Saurya Urja 5 Private Limited, Visual Percept Solar Projects Private Limited, Surya Vidyut Limited, Torrent Saurya Urja 6 Private Limited (formerly known as LREHL Renewables India SPV 1 Private Limited), Dadra and Nagar Haveli and Daman and Diu Power Distribution Corporation Limited (w.e.f. April 01, 2022), SunShakti Solar Power Projects Private Limited (w.e.f. June 13, 2022) and Wind Two Renergy Private Limited (w.e.f. July 30, 2022) which was associate of the Company till July 29, 2022 (the "Group").
- Net carrying value of Property, Plant & Equipment ("PPE") and Right-of-use assets ("ROU") as at March 31, 2023 includes ₹ 1,315.05 Crore pertaining to 1,200 MW DGEN Mega Power Project located at Dahej, Gujarat ("DGEN"). DGEN started commercial operations with effect from November 2014 and thereafter has operated only intermittently / partially due to various factors such as unavailability of domestic gas, high prices of imported gas and non-availability of power selling arrangement.

In view of the above and given the current economic environment, during the current year, the Company has carried out an impairment assessment of DGEN as at March 31, 2023 by considering the recoverable amount based on value-in-use of DGEN in accordance with Indian Accounting Standard 36 'Impairment of Assets'. Value-in-use is determined considering a discount rate of 15.00% (March 31, 2022 - 14.50%) and cash flow projections over a period of 17 years (March 31, 2022 - 18 years), being the balance useful life of DGEN in terms of Central Electricity Regulatory Commission (Terms and Conditions of Tariff) Regulations, 2019 on the basis that the Company expects to supply power in the future, inter alia, under long term power selling agreements. Based on the assessment, recoverable value of PPE by using value-in-use is ₹ 1,368.00 Crore which is higher than the carrying amount of PPE of ₹ 1,315.05 Crore and accordingly no additional impairment loss is required as at March 31, 2023. The management has conducted sensitivity analysis on impairment test of the value in use of DGEN. The management believes that reasonable possible change in key assumptions would not materially impact the impairment assessment as at March 31, 2023.

During the earlier years, the Company had provided for impairment loss of ₹ 2,300.00 Crore (including ₹ 1,300.00 Crore during previous year) which has been disclosed as an Exceptional item in the Statement of Profit and Loss.

Assessment of 'value-in-use' involves several key assumptions including expected demand, future price of fuel, expected tariff rates for electricity, discount rate, exchange rate and electricity market scenario, based on past trends and the current and likely future state of the industry. Management reviews such assumptions periodically to factor updated information based on events or changes in circumstances in order to make fresh assessment of impairment, if any.



- 3 Torrent Pipavav Generation Limited ("TPGL"), a subsidiary of the Company and a joint venture between the Company and Gujarat Power Corporation Limited ("GPCL"), had made payments in nature of compensation for acquisition of private land as per the court orders in Amreli, Gujarat for the purpose of developing a coal-based power plant of 1,000+ MW. Due to non-availability of fuel linkage, Government of Gujarat ("GoG") vide its letter dated December 06, 2017, communicated that the said project may not be developed and accordingly, the joint venture is intended to be dissolved. Further, as per the said letter, the cost of land would be reimbursed after the disposal of land. With reference to this, in the month of March 2019, GPCL has written a letter to Collector, Amreli stating that the land is surrendered to the Government of Gujarat and requested Energy and Petroleum Department, GoG to take further action in the matter. It is learnt that the Government of Gujarat is exploring the possibility of usage of Land for industrial purpose. The management has made an impairment assessment of the amount recoverable from Government of Gujarat and concluded that there is no impairment in the carrying amount of the land. The timing of the recoverability of the amounts invested in land would depend upon the availability of the buyer. Considering the above facts, assets and liabilities are reflected at their net realisable values or cost whichever is lower and the financial results of TPGCL for the year ended March 31, 2023 have been prepared on a non - going concern basis.
- 4 Revenue from operations for the quarter and year ended March 31, 2023 includes sale of RLNG aggregating ₹ 506.05 Crore and ₹ 3,068.65 Crore respectively.
- 5 Interim dividend for FY 2022-23 of ₹ 22.00 per equity share (including ₹ 13.00 per equity share as a special dividend) aggregating to ₹ 1,057.36 Crore was paid in March 2023. The Board of Directors has recommended final dividend of ₹ 4.00 per equity share for FY 2022-23. The amount of final dividend to be distributed is ₹ 192.25 Crore. This final dividend along with interim dividend works out to total dividend of ₹ 26.00 per equity share (including ₹ 13.00 per equity share as a special dividend) for the FY 2022-23.
- 6 Chief operating decision maker evaluates the Group's performance and allocates resources to the whole of Group's business viz. "Generation, Transmission and Distribution of Power" as an integrated utility. Further, the Group's cable business is not a reportable segment in terms of revenue, profit, assets and liabilities. Hence the Group does not have any reportable segment as per Ind AS - 108 "Operating Segments". Group's operations are wholly confined within India and as such there is no reportable geographical information.
- 7 The immovable and movable assets of the Company, both present and future, are mortgaged and hypothecated by way of first pari passu charge in favour of holders of secured Non Convertible Debentures (NCD) along with lenders of term loans, fund-based working capital facilities and non-fund based credit facilities, availed by the Company except some assets which, in terms of respective financing documents (including Loan agreements, Debenture Trust deed), are carved out of security provided to lenders.
- 8 On July 30, 2022, the Company had acquired 100% of paid-up capital of Wind Two Renergy Private Limited ("WTRPL") from Inox Green Energy Services Limited (formerly known as Inox Wind Infrastructure Services Limited). WTRPL operates 50 MW Wind power plant, situated in the state of Gujarat. On acquisition of shares, WTRPL had become wholly owned subsidiary of the Company w.e.f. July 30, 2022 which was Associate of the Company till July 29, 2022.
- 9 On April 23, 2022, the Company had entered into a Securities Purchase Agreement (SPA) with SkyPower Southeast Asia III Investments Limited, SkyPower Southeast Asia Holdings 2 Limited (the Sellers) for the acquisition of 100% of the share capital of Sunshakti Solar Power Projects Private Limited (SSPPPL), which operates 50 MW solar power plant, situated in the state of Telangana. On completion of the conditions precedent to SPA, SSPPPL had become wholly owned subsidiary of the Company w.e.f. June 13, 2022.
- 10 On March 15, 2022, the Company had entered into a Share Purchase Agreement (SPA) and Shareholders Agreement (SHA) with 'The Hon'ble Administrator of the Union Territory of Dadra and Nagar Haveli and Daman and Diu' (the 'Holding Entity') and 'Dadra and Nagar Haveli and Daman and Diu Power Distribution Corporation Limited' (the 'DNHDDPDCL') for purchase of 51% shares of the DNHDDPDCL from the Holding Entity for a consideration of ₹ 555.00 Crore plus consideration adjustment of ₹ 31.06 Crore as per terms of SPA, on account of notified balance sheet of the DNHDDPDCL as at April 01, 2022 i.e. total consideration of ₹ 586.06 crore.

Basis the Share Purchase Agreement read with The Dadra and Nagar Haveli and Daman and Diu Electricity (Reorganisation and Reforms) Transfer Scheme, 2022 (the "transfer scheme"), the effective date of transfer has been notified by the UT Administrator, Union Territory of Dadra and Nagar Haveli and Daman and Diu as April 01, 2022 ('Acquisition date') for the purpose of implementing the transfer scheme.

DNHDDPDCL shall be the licensee to carry out the function of distribution and retail supply of electricity in the Dadra and Nagar Haveli District of the Union Territory of Dadra and Nagar Haveli and Daman and Diu for a period of 25 years effective from the acquisition date.



The Group has accounted the said acquisition in accordance with Ind AS 103 'Business Combination'. The details are as follows:

Consideration transferred and computation of Goodwill

Particulars	Amount (₹ in Crore)
Consideration transferred for 51% Share	586.06
Less: Fair Value of identifiable net assets acquired	(813.63)
Add: Non-Controlling Interest (49%)	398.64
Goodwill on acquisition	171.07

Provisional amounts which were recognised in earlier periods in accordance with Ind As 103 'Business Combination', have not been restated considering no material impact on total equity and profit of the Group

- 11 Figures for the quarter ended March 31, 2023 and March 31, 2022 are the balancing figures between audited figures for the full financial year ended March 31, 2023 and March 31, 2022 and the published year to date figures upto the third quarter of the respective financial years.
- 12 Audit Committee has reviewed the above results and the same have been subsequently approved by the Board of Directors in their respective meetings held on May 29, 2023.



Handwritten signature/initials.

13 Refer Annexure I for disclosure required pursuant to Regulation 52(4) of SEBI (Listing Obligations and Disclosure Requirements) Regulations, 2015 (as amended).

14 Summary of key standalone financial results of the Company is as follows:

(₹ in crore)

Particulars	For the quarter ended			For the year ended	
	31.03.2023	31.12.2022	31.03.2022	31.03.2023	31.03.2022
	Refer note 11	Un-audited	Refer note 11	Audited	Audited
Revenue from operations	4,301.12	4,867.24	3,633.45	18,836.22	13,715.74
Profit before exceptional items and tax	590.61	986.11	560.72	2,931.29	1,814.38
Profit / (Loss) before tax	590.61	986.11	(739.28)	2,931.29	514.38
Profit / (Loss) after tax	435.07	694.94	(525.76)	2,103.72	409.71
Total comprehensive income	440.93	695.16	(522.21)	2,111.01	411.68


Note : The standalone financial results of the Company for the above mentioned periods are available in the investors section in www.torrentpower.com and also with the stock exchanges where it is listed. The information above has been extracted from the published standalone financial results.

For, TORRENT POWER LIMITED



Jinal Mehta
Managing Director

Place : Ahmedabad
Date : May 29, 2023



ANNEXURE I:

Disclosures pursuant to Regulation 52(4) of Securities and Exchange Board of India (Listing Obligations and Disclosures Requirement) Regulations, 2015 (as amended) (Consolidated) :-

Regulation No.	Particulars	For the quarter ended			For the year ended	
		31.03.2023	31.12.2022	31.03.2022	31.03.2023	31.03.2022
52(4)(c)	Debt equity ratio	0.92	0.87	0.83	0.92	0.83
52(4)(f)	Debt service coverage ratio	1.19	4.02	2.41	1.90	1.95
52(4)(g)	Interest service coverage ratio	4.86	6.46	6.52	5.67	5.87
52(4)(h)	Outstanding redeemable preference shares (quantity and value)	NA	NA	NA	NA	NA
52(4)(i)	Capital redemption reserve / Debenture redemption reserve (₹ in Crore)	61.21	139.60	139.60	61.21	139.60
52(4)(j)	Net worth (₹ in Crore)	11,486.65	12,053.08	9,979.11	11,486.65	9,979.11
52(4)(k)	Net Profit after tax (other than other comprehensive income) (₹ in Crore)	483.93	694.54	(487.37)	2,164.67	458.70
52(4)(l)	Earnings per share (₹) (not annualised)	9.34	14.24	(10.15)	44.06	9.45
52(4)(m)	Current ratio	1.52	1.79	1.16	1.52	1.16
52(4)(n)	Long term debt to working capital	2.53	2.06	4.23	2.53	4.23
52(4)(o)	Bad debts to account receivable (not annualised)	-0.51%	0.20%	-0.69%	-0.43%	0.81%
52(4)(p)	Current liability ratio	0.27	0.26	0.30	0.27	0.30
52(4)(q)	Total debts to total assets	0.35	0.34	0.36	0.35	0.36
52(4)(r)	Debtors turnover (not annualised)	2.65	2.48	2.29	13.35	9.43
52(4)(s)	Inventory turnover (not annualised)	7.48	7.78	6.89	37.85	28.86
52(4)(t)	Operating margin (%)	18.06%	22.41%	26.46%	18.52%	25.19%
52(4)(u)	Net profit margin (%)	8.01%	10.78%	-13.02%	8.42%	3.22%

Formulae for the computation of the Ratios :

- Debt equity ratio = (All long term debt outstanding (including unamortised expense)+ contingent liability pertaining to corporate / financial guarantee given + short term debt outstanding in lieu of long term debt) / (Equity share capital + Preference share capital + all reserves (excluding revaluation reserve) + deferred tax liabilities – deferred tax assets – Intangible assets - Intangible assets under development)
- Debt service coverage ratio = (Total comprehensive income + Deferred tax + Depreciation and amortisation + Interest on debt) / (Principal repayment of debt (excluding voluntary prepayments if any) + Interest on debt + Lease payment)
- Interest service coverage ratio = (Total comprehensive income + Deferred tax + Depreciation and amortisation + Interest on debt) / (Interest on debt)
- Current ratio = Current assets / (Current liabilities- Security deposits from consumers - Service line deposits from consumers- Deferred revenue)
- Long term debt to working capital ratio = (All long term debt outstanding (including unamortised expense)+ contingent liability pertaining to corporate / financial guarantee given) / (Current assets- (Current Liabilities- Security deposits from consumers - Service line deposits from consumers- Deferred revenue -Current maturity of long term debt))
- Bad debts to account receivable ratio = (Bad debts written off (net of recovery) + Allowance for doubtful debts (net))/ (Average gross trade receivables)
- Current liability ratio = (Current liabilities- Security deposits from consumers - Service line deposits from consumers- Deferred revenue) / (Total liabilities)
- Total debts to Total assets ratio = (All long term debt outstanding (including unamortised expense)+ contingent liability pertaining to corporate / financial guarantee given + Short term debt) / (Total assets)
- Debtors turnover ratio = (Revenue from operations) / (Average trade receivables)
- Inventory turnover ratio = (Revenue from operations) / (Average inventories)
- Operating margin = (Profit before tax + Finance costs + Depreciation and amortisation - Other income) / (Revenue from operations)
- Net profit margin = (Profit after tax) / (Revenue from operations)

