

RAJAPALAYAM MILLS LIMITED

Regd. Office : Rajapalayam Mills Premises, P.A.C. Ramasamy Raja Salai,
Post Box No. 1, Rajapalaiyam, Tamil Nadu, Pin : 626 117.

CIN : L17111TN1936PLC002298
PAN : AAACR8897F
GSTIN : 33AAACR8897F1Z1



Telephone : 91 4563 235666 (5 lines)
Fax : 91 4563 236520
E-mail : rajacot@ramcotex.com
rajacot@bsnl.in
Website : www.rajapalayammills.co.in

M/s. BSE Limited,
Floor 25, P.J. Towers,
Dalal Street,
Mumbai - 400 001.

Scrip Code: 532503

Date : 28-05-2021

Dear Sir,

Sub: Outcome of the Board Meeting held on 28-05-2021

The Meeting of our Board of Directors held today (28-05-2021), approved the Audited Financial Results (Standalone and Consolidated) for the quarter and year ended 31st March, 2021.

The Board of Directors have recommended a dividend of Re.0.50 per Share of Rs.10/- each for the year ended 31st March, 2021. The dividend on declaration at the ensuing Annual General Meeting, will be paid from the date of Annual General Meeting.

The Annual General Meeting is scheduled to be held on 25th August, 2021. The Annual General Meeting is proposed to be conducted through video conferencing/Other Audio Visual Means.

Pursuant to Regulation 33(3)(d) of SEBI (Listing Obligations and Disclosure Requirements) Regulations, 2015, we also enclose the following, duly approved by the Board:

1. Standalone and Consolidated Audited Financial Results for the quarter and year ended 31st March 2021.
2. Auditors' Report on the Standalone Financial Results for the year ended 31st March 2021.
3. Auditors' Report on the Consolidated Financial Results for the year ended 31st March 2021.

RAJAPALAYAM MILLS LIMITED

Regd. Office : Rajapalayam Mills Premises, P.A.C. Ramasamy Raja Salai,
Post Box No. 1, Rajapalayam, Tamil Nadu, Pin : 626 117.

CIN : L17111TN1936PLC002298
PAN : AAACR8897F
GSTIN : 33AAACR8897F1Z1



Telephone : 91 4563 235666 (5 lines)
Fax : 91 4563 236520
E-mail : rajacot@ramcotex.com
rajacot@bsnl.in
Website : www.rajapalayammills.co.in

4. Declaration duly signed by our Chief Financial Officer that the Audit Reports issued by the Statutory Auditors on the Standalone and Consolidated Annual Financial Results for the year ended 31-03-2021 were with unmodified opinions.

In accordance with Point No:A-4 of Annexure I of SEBI Circular No: CIR/CFD/CMD/4/2015 dated September 09, 2015, we wish to inform the following:

| | | |
|---|---|-----------------|
| Time of commencement of the Board Meeting | - | <u>11.45 AM</u> |
| Time of completion of the Board Meeting | - | <u>1.30 PM</u> |

Thanking you,

Yours faithfully,

For RAJAPALAYAM MILLS LIMITED

**A. ARULPRANAVAM
SECRETARY**

Encl: As above.



RAJAPALAYAM MILLS LIMITED
 Regd. Off : Rajapalayam Mills Premises,
 P.A.C. Ramasamy Raja Salai,
 Rajapalayam - 626 117, Tamil Nadu.
 CIN: L17111TN1936PLC002298
 Telephone No. 04563-235666, Fax No. 04563-236520
 E-Mail: rajacot@ramcotex.com, Website: www.rajapalayammills.co.in

STATEMENT OF AUDITED STANDALONE FINANCIAL RESULTS FOR THE QUARTER / YEAR ENDED 31ST MARCH, 2021

(₹ in Lakhs)

| Sl. No. | Particulars | Quarter ended | | | Year ended | |
|---------|---|---------------|--------------|------------|------------|------------|
| | | 31-03-2021 | 31-12-2020 | 31-03-2020 | 31-03-2021 | 31-03-2020 |
| | | (Audited) | (Un-Audited) | (Audited) | (Audited) | (Audited) |
| 1 | a. Revenue from Operations | | | | | |
| | Sale of Products | 13,529 | 12,052 | 8,709 | 40,750 | 35,233 |
| | Other Operating Income | 172 | 172 | 141 | 428 | 550 |
| | b. Other Income | 1,450 | 95 | 1,197 | 1,734 | 2,623 |
| | Total Income | 15,151 | 12,319 | 10,047 | 42,912 | 38,406 |
| 2 | Expenses | | | | | |
| | a. Cost of Materials Consumed | 6,572 | 5,364 | 4,445 | 19,158 | 19,590 |
| | b. Purchases of Stock-in-Trade | 153 | 206 | 323 | 684 | 846 |
| | c. Change in Inventories of Finished Goods, Work in progress and Stock-in-Trade | 293 | 1,267 | (260) | 3,357 | (1,855) |
| | d. Employee Benefit Expenses | 1,570 | 1,561 | 1,332 | 5,724 | 5,719 |
| | e. Finance Cost | 1,025 | 1,092 | 723 | 4,448 | 2,587 |
| | f. Depreciation and Amortisation Expenses | 1,186 | 1,204 | 806 | 4,760 | 3,385 |
| | g. Power & Fuel | 1,474 | 960 | 856 | 2,691 | 2,787 |
| | h. Other Expenditure | 1,972 | 1,560 | 1,466 | 5,922 | 5,215 |
| | Total Expenses | 14,245 | 13,214 | 9,691 | 46,744 | 38,274 |
| 3 | Profit / (Loss) from ordinary activities before tax (1-2) | 906 | (895) | 356 | (3,832) | 132 |
| 4 | Tax Expenses | | | | | |
| | - Current Tax | - | - | - | - | - |
| | - Deferred Tax | 393 | (313) | (70) | (1,168) | (509) |
| 5 | Profit / (Loss) for the period (3-4) | 513 | (582) | 426 | (2,664) | 641 |
| 6 | Other Comprehensive Income, net of tax | 73 | 0 | (31) | 73 | (31) |
| 7 | Total Comprehensive Income after tax for the period (5+6) | 586 | (582) | 395 | (2,591) | 610 |
| 8 | Paid-up Equity Share Capital (Face Value of a Share ₹ 10/- each) | 738 | 738 | 738 | 738 | 738 |
| 9 | Other Equity | | | | 26,403 | 29,067 |
| 10 | Net Worth | | | | 27,141 | 29,805 |
| 11 | Basic & Diluted Earnings per share of ₹ 10/- each (in ₹) (Not Annualized) | 7 | (8) | 6 | (36) | 9 |



SEGMENT WISE REVENUE, RESULTS AND CAPITAL EMPLOYED

(₹ in Lakhs)

| Particulars | STANDALONE | | | | |
|--|---------------|--------------|------------|------------|------------|
| | Quarter ended | | | Year ended | |
| | 31-03-2021 | 31-12-2020 | 31-03-2020 | 31-03-2021 | 31-03-2020 |
| | (Audited) | (Un-Audited) | (Audited) | (Audited) | (Audited) |
| 1. Segment Revenue | | | | | |
| (Net Sales / Operating Income) | | | | | |
| a) Textiles | 13,701 | 12,224 | 8,850 | 41,178 | 35,783 |
| b) Wind Mills | 443 | 668 | 572 | 3,759 | 3,976 |
| | 14,144 | 12,892 | 9,422 | 44,937 | 39,759 |
| Less: Inter Segment Revenue | 443 | 668 | 572 | 3,759 | 3,976 |
| Total Income From Operations (Net) | 13,701 | 12,224 | 8,850 | 41,178 | 35,783 |
| 2. Segment Results | | | | | |
| Profit/(Loss) Before Finance Cost & Tax | | | | | |
| a) Textiles | 502 | (139) | (369) | (2,959) | (1,880) |
| b) Wind Mills | 58 | 304 | 273 | 2,100 | 2,279 |
| c) Unallocated Items | 1,371 | 32 | 1,175 | 1,475 | 2,320 |
| | 1,931 | 197 | 1,079 | 616 | 2,719 |
| Less: | | | | | |
| Finance Cost - Unallocable Expenditure | 1,025 | 1,092 | 723 | 4,448 | 2,587 |
| Profit / (Loss) Before Tax | 906 | (895) | 356 | (3,832) | 132 |
| 3. Capital Employed | | | | | |
| (Segment Assets (-) Segment Liabilities) | | | | | |
| a) Textiles | 73,361 | 68,175 | 73,260 | 73,361 | 73,260 |
| b) Wind Mills | 5,529 | 5,632 | 5,945 | 5,529 | 5,945 |
| c) Unallocated Items | (51,749) | (47,253) | (49,400) | (51,749) | (49,400) |
| Total | 27,141 | 26,554 | 29,805 | 27,141 | 29,805 |



STANDALONE AUDITED STATEMENT OF ASSETS, EQUITY & LIABILITIES

(₹ in Lakhs)

| Particulars | AS AT | AS AT |
|---|---------------|---------------|
| | 31-03-2021 | 31-03-2020 |
| | (Audited) | (Audited) |
| I ASSETS | | |
| (1) NON-CURRENT ASSETS | | |
| (a) Property, Plant and Equipment | 55,775 | 57,460 |
| (b) Capital Work-in-Progress | 1,014 | 364 |
| (c) Investment Property | 144 | 145 |
| (d) Intangible Assets | 292 | 343 |
| (e) Investment in Associates | 7,107 | 7,107 |
| (f) Financial Assets | | |
| Other Investment | 2,640 | 2,607 |
| Loans | 950 | 950 |
| Other Financial Assets | 937 | 991 |
| (g) Other Non-Current Assets | 1,210 | 962 |
| NON CURRENT ASSETS (A) | 70,069 | 70,929 |
| (2) CURRENT ASSETS | | |
| (a) Inventories | 12,987 | 14,684 |
| (b) Financial Assets | | |
| Trade Receivables | 7,681 | 5,063 |
| Cash and Cash Equivalents | 48 | 110 |
| Bank Balance other than Cash and Cash Equivalents | 518 | 530 |
| Other Financial Assets | 1,547 | 635 |
| (c) Other Current Assets | 2,353 | 2,099 |
| CURRENT ASSETS (B) | 25,134 | 23,121 |
| ASSETS (A+B) | 95,203 | 94,050 |
| II EQUITY AND LIABILITIES | | |
| (1) EQUITY | | |
| (a) Equity Share Capital | 738 | 738 |
| (b) Other Equity | 26,403 | 29,067 |
| EQUITY (C) | 27,141 | 29,805 |
| (2) LIABILITIES | | |
| (A) NON CURRENT LIABILITIES | | |
| (a) Financial Liabilities | | |
| Borrowings | 30,183 | 31,006 |
| (b) Provisions | 279 | 400 |
| (c) Deferred Tax Liabilities (Net) | 601 | 1,769 |
| NON CURRENT LIABILITIES (D) | 31,063 | 33,175 |
| (B) CURRENT LIABILITIES | | |
| (a) Financial Liabilities | | |
| Borrowings (*) | 31,663 | 27,290 |
| Trade Payables | | |
| (i) Total outstanding dues of micro enterprises and small enterprises | 224 | 41 |
| (ii) Total outstanding dues of creditors other than micro enterprises and small enterprises | 1,230 | 1,500 |
| Other Financial Liabilities | 2,652 | 1,542 |
| (b) Provisions | 1,230 | 697 |
| CURRENT LIABILITIES (E) | 36,999 | 31,070 |
| EQUITY AND LIABILITIES (C+D+E) | 95,203 | 94,050 |
| (*) Include Current maturities of Long Term Borrowings | 7,518 | 7,289 |



STANDALONE AUDITED STATEMENT OF CASHFLOWS

| Particulars | ₹ in Lakhs | |
|--|-------------------------|-------------------------|
| | 31-03-2021 (Audited) | 31-03-2020 (Audited) |
| A . Cash flow from Operating Activities | | |
| Profit before Tax | (3,832) | 133 |
| Adjustments to reconcile profit before tax to net cash flows: | | |
| Depreciation & Amortisation | 4,760 | 3,385 |
| Finance Costs | 4,448 | 2,587 |
| Interest Income | (291) | (291) |
| Dividend Income | (1,301) | (2,128) |
| Provision for Leave Salary | (130) | 24 |
| Rent Receipts from Investment Properties | (1) | (1) |
| (Profit) / Loss on Sale of Assets | 276 | (12) |
| Provision for mark to market loss on cotton inventory value | - | 218 |
| Fair Value movement and Financial Guarantee obligation | 214 | 40 |
| Operating Profit before Working capital Changes | 4,143 | 3,955 |
| Movements in Working Capital | | |
| Trade Receivables | (2,618) | 1,146 |
| Loans and Advances | (217) | (131) |
| Unutilised Tax Credit - Indirect Tax | (58) | (354) |
| Inventories | 1,698 | 3 |
| Trade Payables & Current Liabilities | 566 | (366) |
| Cash generated from Operations | 3,514 | 4,253 |
| Direct Taxes Refund Received / (Paid) (Net) | (123) | 73 |
| Net Cash generated from Operating Activities (A) | 3,391 | 4,326 |
| B. Cash Flow from Investing Activities : | | |
| Purchase of Fixed Assets (Including Capital work-in-progress and Capital Advance) | (4,252) | (17,193) |
| Government Grants received - related to acquisition of fixed assets | - | 987 |
| (Acquisition) of / Proceeds from Sale of Investment in Equity Shares - Others | 1 | (1) |
| Proceeds from Sale of Assets | 170 | 546 |
| Interest Received | 291 | 291 |
| Dividend Received | 1,301 | 2,128 |
| Rent Receipts from Investment Properties | 1 | 1 |
| Net Cash used in Investing Activities (B) | (2,488) | (13,241) |
| C. Cash Flow from Financing Activities : | | |
| Proceeds from Long Term Borrowings | 6,611 | 17,290 |
| Proceeds from / (Repayment) of Deposits - Related Parties | 537 | (361) |
| Repayment of Long Term Borrowings | (7,218) | (4,803) |
| Availment of Short Term Borrowings (Net) | 3,616 | 3 |
| Payment of Dividend including TDS on Dividend / Dividend Distribution Tax | (74) | (356) |
| Interest Paid | (4,448) | (2,587) |
| Net cash (Used) / Generated from Financing Activities (C) | (976) | 9,186 |
| Net Increase/ (Decrease) in Cash and Cash Equivalent | D = (A+B+C) | (73) |
| Opening balance of Cash and Cash Equivalents | E | 368 |
| Closing balance of Cash and Cash Equivalents (D+E) | 566 | 639 |
| Notes: | | |
| (i) The above Statement of Cash Flow has been prepared under 'Indirect Method' as set out in the Ind AS 7 on Statement of Cash Flow. | | |
| (ii) Bank Borrowings including Cash Credits are considered as Financing Activities. | | |
| (iii) Proceeds from Long Term Borrowings includes interest on term loans of Rs. 1,219 Lakhs converted as Long Term Loans by the Banks consequent to moratorium availed by the Company in line with RBI Guidelines to ease financial stress caused by COVID-19 disruptions. | | |
| (iv) For the purpose of Statement of Cash Flow, Cash and Cash Equivalents comprise the following: | | |
| | | ₹ in Lakhs |
| PARTICULARS | 31-03-2021 | 31-03-2020 |
| Cash and Cash Equivalents | 48 | 109 |
| Bank Balances other than Cash and Cash Equivalents | 518 | 530 |
| Cash and Bank Balances for Statements of Cash Flows | 566 | 639 |



Notes:

- 1) The above standalone audited results were reviewed by the Audit Committee and approved by the Board of Directors at their respective Meetings held on 28-05-2021.
- 2) The Board of Directors have recommended a dividend of Re. 0.50/- per equity share of Rs. 10/- each for the financial year 2020-21.
- 3) a. The Company vide its Letter of Offer dated 27-02-2021 offered 12,29,360 equity shares of face value of Rs.10/- each at an issue price of Rs.569/- per equity share (including a premium of Rs.559/- per equity share) for an aggregate amount of Rs.6,995.06 Lakhs to all the existing shareholders of the Company on Rights basis in the ratio of 1 equity share for every 6 equity shares held by the Shareholder on the record date (i.e., 05-03-2021) with a right to renounce.
b. The Rights issue opened on 15-03-2021 and closed on 30-03-2021.
c. In accordance with Basis of allotment finalized in consultation with BSE Limited, Lead Manager to the Issue and Registrar to the Issue, the Rights Issue Committee, at its meeting held on 09-04-2021, has approved allotment of 12,29,360 equity shares of face value of Rs.10/- each at an issue price of Rs.569/- per equity share (including a premium of Rs.559/- per equity share).
- 4) Other Comprehensive income comprise of Gain / Loss on recognition and measurement of fair value of equity investment held in listed / unlisted entity except in associate Company for respective reporting periods.
- 5) The Company has followed equity method for accounting the investments made in Associates. Accordingly the Company has prepared the Consolidated Financial Statements for the year ended 31-03-2021 / 31-03-2020, which includes the results of the Company & its Associates.
- 6) In view of resurgence of COVID-19 across the country, the Government of Tamil Nadu has imposed lockdown during May-21. As per the GO (Ms) No.386 dated 22-05-2021 issued by the Government of Tamil Nadu, the Company's operations has been stopped w.e.f.24-05-2021. The resumption of operations would depend on the further directions that would be issued by Government of Tamil Nadu from time to time.
The Company has assessed the potential Impact of COVID-19 based on the current circumstances and expects that there will not be any significant impact on the continuity of operations of the business on long-term basis. The Company does not have any material risk of non-fulfilment of obligations by any party arising out of existing contracts / agreements.
The Company has exercised due care in determining its significant accounting judgements and estimates while preparing its financial statements including internal controls over financial reporting. As per the current assessment of the company, there is no material Impact on the carrying values of trade receivables, inventories and other financial / non-financial assets as at the reporting date. The Company continues to closely monitor the developments in economic conditions and assess its impact. However, the final Impact may differ from the current estimates made as at the date of approval of the financial statements for the year ended 31-03-2021 considering the prevailing uncertainties.
- 7) As per Section 115BAA of the Income Tax Act, 1961, the Company has an irrevocable option of shifting to a lower tax rate and simultaneously forgo certain tax incentives, deductions and accumulated MAT credit. The Company has not exercised this option for the financial year 2020-21 in view of the benefits available under the existing tax regime.
- 8) The Central Government has published The Code on Social Security, 2020 and Industrial Relations Code,2020 ("the codes") in the Gazette of India, interalia, subsuming various existing labour and industrial laws which deals with employees including post employment period. The effective date of the code and the rules are yet to be notified. The impact of the legislative changes if any will be assessed and recognised post notification of relevant provisions.
- 9) The figures for the quarter ended 31-03-2021 and 31-03-2020 are the balancing figures between audited results in respect of full financial year and published year to date upto the third quarter of the relevant financial year.
- 10) The Previous period figures have been re-grouped / re-stated wherever necessary.

RAJAPALAYAM
28-05-2021



For RAJAPALAYAM MILLS LIMITED,

P.R. VENKETRAMA RAJA,
CHAIRMAN



RAJAPALAYAM MILLS LIMITED
 Regd. Off : Rajapalayam Mills Premises,
 P.A.C. Ramasamy Raja Salai,
 Rajapalayam - 626 117, Tamil Nadu.
 CIN: L17111TN1936PLC002298
 Telephone No. 04563-235666, Fax No. 04563-236520
 E-Mail: rajacot@ramcotex.com, Website: www.rajapalayammills.co.in

STATEMENT OF AUDITED CONSOLIDATED FINANCIAL RESULTS FOR THE QUARTER / YEAR ENDED 31ST MARCH 2021

(₹ in Lakhs)

| Sl. No. | Particulars | Quarter ended | | | Year ended | |
|---------|--|---------------|--------------|------------|------------|------------|
| | | 31-03-2021 | 31-12-2020 | 31-03-2020 | 31-03-2021 | 31-03-2020 |
| | | (Audited) | (Un-Audited) | (Audited) | (Audited) | (Audited) |
| 1 | a. Revenue from Operations | | | | | |
| | Sale of Products | 13,529 | 12,052 | 8,709 | 40,750 | 35,233 |
| | Other Operating Income | 172 | 172 | 141 | 428 | 550 |
| | b. Other Income | 374 | 95 | 460 | 658 | 852 |
| | Total Income | 14,075 | 12,319 | 9,310 | 41,836 | 36,635 |
| 2 | Expenses | | | | | |
| | a. Cost of Materials Consumed | 6,572 | 5,364 | 4,445 | 19,158 | 19,590 |
| | b. Purchases of Stock-in-Trade | 153 | 206 | 323 | 684 | 846 |
| | c. Change in Inventories of Finished Goods, Work in progress and Stock-in-Trade. | 293 | 1,267 | (260) | 3,357 | (1,855) |
| | d. Employee Benefit Expenses | 1,570 | 1,561 | 1,332 | 5,724 | 5,719 |
| | e. Finance Cost | 1,025 | 1,092 | 723 | 4,448 | 2,587 |
| | f. Depreciation and Amortisation Expenses | 1,186 | 1,204 | 806 | 4,760 | 3,385 |
| | g. Power & Fuel | 1,474 | 960 | 856 | 2,691 | 2,787 |
| | h. Other Expenditure | 1,972 | 1,560 | 1,466 | 5,922 | 5,215 |
| | Total Expenses | 14,245 | 13,214 | 9,691 | 46,744 | 38,274 |
| 3 | Profit / (Loss) from ordinary activities before tax (1-2) | (170) | (895) | (381) | (4,908) | (1,639) |
| 4 | Tax Expenses | | | | | |
| | - Current Tax | - | - | - | - | - |
| | - Deferred Tax | 392 | (312) | (70) | (1,168) | (509) |
| 5 | Net Profit / (Loss) for the period before share of profit of Associates (3-4) | (562) | (583) | (311) | (3,740) | (1,130) |
| 6 | Share of Net Profit of Associates, net of tax | 3,802 | 3,600 | 2,397 | 13,858 | 10,337 |
| 7 | Profit for the period (5+6) | 3,240 | 3,017 | 2,086 | 10,118 | 9,207 |
| 8 | Other Comprehensive Income, net of tax | 73 | 0 | (31) | 73 | (31) |
| 9 | Share of OCI of Associates, net of tax | (85) | 144 | (159) | 26 | (63) |
| 10 | Total Comprehensive Income after tax for the period (7+8+9) | 3,228 | 3,161 | 1,896 | 10,217 | 9,113 |
| 11 | Paid-up Equity Share Capital (Face Value of a Share ₹ 10/- each) | 736 | 736 | 736 | 736 | 736 |
| 12 | Other Equity | | | | 1,88,287 | 1,78,144 |
| 13 | Net Worth | | | | 1,89,023 | 1,78,880 |
| 14 | Basic & Diluted Earnings per share of ₹ 10/- each (in ₹) (Not Annualized) | 44 | 41 | 28 | 137 | 125 |



SEGMENT WISE REVENUE, RESULTS AND CAPITAL EMPLOYED

(₹ in Lakhs)

| Particulars | Quarter ended | | | Year ended | |
|--|---------------|--------------|------------|------------|------------|
| | 31-03-2021 | 31-12-2020 | 31-03-2020 | 31-03-2021 | 31-03-2020 |
| | (Audited) | (Un-Audited) | (Audited) | (Audited) | (Audited) |
| 1. Segment Revenue | | | | | |
| (Net Sales / Operating Income) | | | | | |
| a) Textiles | 13,701 | 12,224 | 8,850 | 41,178 | 35,783 |
| b) Wind Mills | 443 | 668 | 572 | 3,759 | 3,976 |
| | 14,144 | 12,892 | 9,422 | 44,937 | 39,759 |
| Less: Inter Segment Revenue | 443 | 668 | 572 | 3,759 | 3,976 |
| Total Income From Operations (Net) | 13,701 | 12,224 | 8,850 | 41,178 | 35,783 |
| 2. Segment Results | | | | | |
| Profit/(Loss) Before Finance Cost & Tax | | | | | |
| a) Textiles | 502 | (139) | (368) | (2,959) | (1,879) |
| b) Wind Mills | 58 | 304 | 273 | 2,100 | 2,279 |
| c) Unallocated Items | 295 | 32 | 437 | 399 | 548 |
| | 855 | 197 | 342 | (460) | 948 |
| Less: | | | | | |
| Finance Cost - Unallocable Expenditure | 1,025 | 1,092 | 723 | 4,448 | 2,587 |
| Profit / (Loss) Before Tax | (170) | (895) | (381) | (4,908) | (1,639) |
| 3. Capital Employed | | | | | |
| (Segment Assets (-) Segment Liabilities) | | | | | |
| a) Textiles | 73,361 | 68,176 | 73,260 | 73,361 | 73,260 |
| b) Wind Mills | 5,529 | 5,632 | 5,945 | 5,529 | 5,945 |
| c) Unallocated Items | 1,10,133 | 1,11,988 | 99,675 | 1,10,133 | 99,675 |
| Total | 1,89,023 | 1,85,796 | 1,78,880 | 1,89,023 | 1,78,880 |



CONSOLIDATED AUDITED STATEMENT OF ASSETS, EQUITY & LIABILITIES

(₹ in Lakhs)

| Particulars | AS AT | AS AT |
|---|-----------------|-----------------|
| | 31-03-2021 | 31-03-2020 |
| | (Audited) | (Audited) |
| I ASSETS | | |
| (1) NON-CURRENT ASSETS | | |
| (a) Property, Plant and Equipment | 55,775 | 57,460 |
| (b) Capital Work-in-Progress | 1,014 | 364 |
| (c) Investment Property | 144 | 145 |
| (d) Intangible Assets | 292 | 343 |
| (e) Investment in Associates | 1,68,990 | 1,56,182 |
| (f) Financial Assets | | |
| Other Investment | 2,640 | 2,607 |
| Loans | 950 | 950 |
| Other Financial Assets | 937 | 991 |
| (g) Other Non-Current Assets | 1,210 | 962 |
| NON CURRENT ASSETS (A) | 2,31,952 | 2,20,004 |
| (2) CURRENT ASSETS | | |
| (a) Inventories | 12,987 | 14,684 |
| (b) Financial Assets | | |
| Trade Receivables | 7,681 | 5,063 |
| Cash and Cash Equivalents | 48 | 110 |
| Bank Balance other than Cash and Cash Equivalents | 518 | 530 |
| Other Financial Assets | 1,547 | 635 |
| (c) Other Current Assets | 2,353 | 2,099 |
| CURRENT ASSETS (B) | 25,134 | 23,121 |
| ASSETS (A+B) | 2,57,086 | 2,43,125 |
| II EQUITY AND LIABILITIES | | |
| (1) EQUITY | | |
| (a) Equity Share Capital | 736 | 736 |
| (b) Other Equity | 1,88,287 | 1,78,144 |
| EQUITY (C) | 1,89,023 | 1,78,880 |
| (2) LIABILITIES | | |
| (A) NON CURRENT LIABILITIES | | |
| (a) Financial Liabilities | | |
| Borrowings | 30,183 | 31,006 |
| (b) Provisions | 279 | 400 |
| (c) Deferred Tax Liabilities (Net) | 601 | 1,769 |
| NON CURRENT LIABILITIES (D) | 31,063 | 33,175 |
| (B) CURRENT LIABILITIES | | |
| (a) Financial Liabilities | | |
| Borrowings (*) | 31,663 | 27,290 |
| Trade Payables | | |
| (i) Total outstanding dues of micro enterprises and small enterprises | 224 | 41 |
| (ii) Total outstanding dues of creditors other than micro enterprises and small enterprises | 1,231 | 1,500 |
| Other Financial Liabilities | 2,652 | 1,542 |
| (b) Provisions | 1,230 | 697 |
| CURRENT LIABILITIES (E) | 37,000 | 31,070 |
| EQUITY AND LIABILITIES (C+D+E) | 2,57,086 | 2,43,125 |
| (*) Include Current maturities of Long Term Borrowings | 7,518 | 7,289 |



CONSOLIDATED AUDITED STATEMENT OF CASHFLOWS

| Particulars | (₹ in Lakhs) | |
|--|-------------------------|-------------------------|
| | 31-03-2021 (Audited) | 31-03-2020 (Audited) |
| A . Cash flow from Operating Activities | | |
| Profit before Tax | (4,908) | (1,639) |
| Adjustments to reconcile profit before tax to net cash flows: | | |
| Depreciation & Amortisation | 4,760 | 3,385 |
| Finance Costs | 4,448 | 2,587 |
| Interest Income | (291) | (291) |
| Dividend Income | (225) | (225) |
| Provision for Leave Salary | (130) | 24 |
| Rent Receipts from Investment Properties | (1) | (1) |
| (Profit) / Loss on Sale of Assets | 276 | (12) |
| Provision for mark to market loss on cotton inventory value | - | 218 |
| Fair Value movement and Financial Guarantee obligation | 214 | (91) |
| Operating Profit before Working capital Changes | 4,143 | 3,955 |
| Movements in Working Capital | | |
| Trade Receivables | (2,618) | 1,146 |
| Loans and Advances | (217) | (131) |
| Unutilised Tax Credit - Indirect Tax | (58) | (354) |
| Inventories | 1,698 | 3 |
| Trade Payables & Current Liabilities | 566 | (366) |
| Cash generated from Operations | 3,514 | 4,253 |
| Direct Taxes Refund Received / (Paid) (Net) | (123) | 73 |
| Net Cash generated from Operating Activities (A) | 3,391 | 4,326 |
| B. Cash Flow from Investing Activities : | | |
| Purchase of Fixed Assets (Including Capital work-in-progress and Capital Advance) | (4,252) | (17,193) |
| Government Grants received - related to acquisition of fixed assets | - | 987 |
| (Acquisition) of / Proceeds from Sale of Investment in Equity Shares - Others | 1 | (1) |
| Proceeds from Sale of Assets | 170 | 546 |
| Interest Received | 291 | 291 |
| Dividend Received | 1,301 | 2,128 |
| Rent Receipts from Investment Properties | 1 | 1 |
| Net Cash used in Investing Activities (B) | (2,488) | (13,241) |
| C. Cash Flow from Financing Activities : | | |
| Proceeds from Long Term Borrowings | 6,611 | 17,290 |
| Proceeds from / (Repayment) of Deposits - Related Parties | 537 | (361) |
| Repayment of Long Term Borrowings | (7,218) | (4,803) |
| Availment of Short Term Borrowings (Net) | 3,616 | 3 |
| Payment of Dividend including TDS on Dividend / Dividend Distribution Tax | (74) | (356) |
| Interest Paid | (4,448) | (2,587) |
| Net cash (Used) / Generated from Financing Activities (C) | (976) | 9,186 |
| Net Increase/ (Decrease) in Cash and Cash Equivalent D = (A+B+C) | (73) | 271 |
| Opening balance of Cash and Cash Equivalents E | 639 | 368 |
| Closing balance of Cash and Cash Equivalents (D+E) | 566 | 639 |
| Notes: | | |
| (i) The above Statement of Cash Flow has been prepared under 'Indirect Method' as set out in the Ind AS 7 on Statement of Cash Flow. | | |
| (ii) Bank Borrowings including Cash Credits are considered as Financing Activities. | | |
| (iii) Proceeds from Long Term Borrowings includes interest on term loans of Rs. 1,219 Lakhs converted as Long Term Loans by the Banks consequent to moratorium availed by the Company in line with RBI Guidelines to ease financial stress caused by COVID-19 disruptions. | | |
| (iii) For the purpose of Statement of Cash Flow, Cash and Cash Equivalents comprise the following: | | |
| | (₹ in Lakhs) | |
| PARTICULARS | 31-03-2021 | 31-03-2020 |
| Cash and Cash Equivalents | 48 | 109 |
| Bank Balances other than Cash and Cash Equivalents | 518 | 530 |
| Cash and Bank Balances for Statements of Cash Flows | 566 | 639 |



Notes:

- 1) The above consolidated audited results were reviewed by the Audit Committee and approved by the Board of Directors at their respective Meetings held on 28-05-2021.
- 2) The Board of Directors have recommended a dividend of Re. 0.50/- per equity share of Rs. 10/- each for the financial year 2020-21.
- 3) a. The Company vide its Letter of Offer dated 27-02-2021 offered 12,29,360 equity shares of face value of Rs.10/- each at an issue price of Rs.569/- per equity share (including a premium of Rs.559/- per equity share) for an aggregate amount of Rs.6,995.06 Lakhs to all the existing shareholders of the Company on Rights basis in the ratio of 1 equity share for every 6 equity shares held by the Shareholder on the record date (i.e., 05-03-2021) with a right to renounce.
b. The Rights issue opened on 15-03-2021 and closed on 30-03-2021.
c. In accordance with Basis of allotment finalized in consultation with BSE Limited, Lead Manager to the Issue and Registrar to the Issue, the Rights Issue Committee, at its meeting held on 09-04-2021, has approved allotment of 12,29,360 equity shares of face value of Rs.10/- each at an issue price of Rs.569/- per equity share (including a premium of Rs.559/- per equity share).
- 4) The Consolidated financial results have been prepared in accordance with Ind AS 110 read with Ind AS 28. The consolidated results include the standalone results of parent Company (Rajapalayam Mills Limited) and its Associates viz., The Ramco Cement Limited, Ramco Industries Limited and Ramco Systems Limited.
- 5) Key standalone financial information

(₹ in Lakhs)

| Particulars | Quarter ended | | | Year ended | |
|-----------------------|---------------|--------------|------------|------------|------------|
| | 31-03-2021 | 31-12-2020 | 31-03-2020 | 31-03-2021 | 31-03-2020 |
| | (Audited) | (Un-Audited) | (Audited) | (Audited) | (Audited) |
| Total Income | 15,151 | 12,319 | 10,047 | 42,912 | 38,406 |
| Net Profit before tax | 906 | (895) | 356 | (3,832) | 132 |
| Net Profit after tax | 513 | (582) | 426 | (2,664) | 641 |

The standalone financial results of the Company are available on the Bombay Stock Exchange website www.bseindia.com and the Company's website www.rajapalayammills.co.in

- 6) In view of resurgence of COVID-19 across the country, the Government of Tamil Nadu has imposed lockdown during May-21. As per the GO (Ms) No.386 dated 22-05-2021 issued by the Government of Tamil Nadu, the Company's operations has been stopped w.e.f.24-05-2021. The resumption of operations would depend on the further directions that would be issued by Government of Tamil Nadu from time to time.
The Company has assessed the potential Impact of COVID-19 based on the current circumstances and expects that there will not be any significant impact on the continuity of operations of the business on long-term basis. The Company does not have any material risk of non-fulfilment of obligations by any party arising out of existing contracts / agreements.
The Company has exercised due care in determining its significant accounting judgements and estimates while preparing its financial statements including internal controls over financial reporting. As per the current assessment of the Company, there is no material impact on the carrying values of trade receivables and other financial / non-financial assets as at the reporting date. The Company continues to closely monitor the developments in economic conditions and assess its impact. However, the final impact may differ from the current estimates made as at the date of approval of the financial statements for the year ended 31-03-2021 considering the prevailing uncertainties.
- 7) Other Comprehensive income comprise of Gain / Loss on recognition and measurement of fair value of equity investment held in listed / unlisted entity except in associate Company for respective reporting periods.
- 8) As per Section 115BAA of the Income Tax Act, 1961, the Company has an irrevocable option of shifting to a lower tax rate and simultaneously forgo certain tax incentives, deductions and accumulated MAT credit. The Company has not exercised this option for the financial year 2020-21 in view of the benefits available under the existing tax regime.
- 9) The Central Government has published The Code on Social Security, 2020 and Industrial Relations Code,2020 ("the codes") in the Gazette of India, inter alia, subsuming various existing labour and industrial laws which deals with employees including post employment period. The effective date of the code and the rules are yet to be notified. The impact of the legislative changes if any will be assessed and recognised post notification of relevant provisions.
- 10) The figures for the quarter ended 31-03-2021 and 31-03-2020 are the balancing figures between audited results in respect of full financial year and published year to date upto the third quarter of the relevant financial year.
- 11) The Previous period figures have been re-grouped / re-stated wherever necessary.

RAJAPALAYAM
28-05-2021



For RAJAPALAYAM MILLS LIMITED,

P.R. VENKETRAMA RAJA,
CHAIRMAN



EXTRACT OF AUDITED CONSOLIDATED FINANCIAL RESULTS FOR THE QUARTER / YEAR ENDED 31ST MARCH 2021

(₹ in Lakhs)

| Sl. No. | Particulars | Quarter ended | | | Year ended | |
|---------|---|---------------|--------------|------------|-----------------|------------|
| | | 31-03-2021 | 31-12-2020 | 31-03-2020 | 31-03-2021 | 31-03-2020 |
| | | (Audited) | (Un-Audited) | (Audited) | (Audited) | (Audited) |
| 1 | Total Income | 14,075 | 12,319 | 9,310 | 41,836 | 36,635 |
| 2 | Net Profit / (Loss) for the period before tax | (170) | (895) | (381) | (4,908) | (1,639) |
| 3 | Net Profit for the period after tax (*) | 3,240 | 3,017 | 2,086 | 10,118 | 9,207 |
| 4 | Total Comprehensive Income for the period after tax (comprising Net Profit for the period after tax and Other Comprehensive Income after tax) | 3,228 | 3,161 | 1,896 | 10,217 | 9,113 |
| 5 | Paid-up Equity Share Capital | 736 | 736 | 736 | 736 | 736 |
| 6 | Other Equity | | | | 1,88,287 | 1,78,144 |
| 7 | Earning Per Share of ₹ 10/- each, (Not Annualised) (in ₹) | | | | | |
| | Basic | 44 | 41 | 28 | 137 | 125 |
| | Diluted | 44 | 41 | 28 | 137 | 125 |

| | | | | | |
|--|--------------|-------|-------|---------------|--------|
| (*) Includes Share of Net Profit of Associates, Net of Tax | 3,802 | 3,600 | 2,397 | 13,858 | 10,337 |
|--|--------------|-------|-------|---------------|--------|

Notes:

- 1) The above is an extract of the detailed format of quarter / year ended financial results that has been filed with the Stock Exchange under Regulation 33 of the SEBI (Listing and Other Disclosure Requirements) Regulations, 2015. The full format of quarter / year ended financial results (Standalone and Consolidated) are available on the Company's website at www.rajapalayammills.co.in and on the website of the Bombay Stock Exchange www.bseindia.com.
- 2) The above consolidated audited results were reviewed by the Audit Committee and approved by the Board of Directors at their respective Meetings held on 28-05-2021.
- 3) Key standalone financial information

(₹ in Lakhs)

| Particulars | Quarter ended | | | Year ended | |
|-----------------------|---------------|--------------|------------|----------------|------------|
| | 31-03-2021 | 31-12-2020 | 31-03-2020 | 31-03-2021 | 31-03-2020 |
| | (Audited) | (Un-Audited) | (Audited) | (Audited) | (Audited) |
| Total Income | 15,151 | 12,319 | 10,047 | 42,912 | 38,406 |
| Net Profit before tax | 906 | (895) | 356 | (3,832) | 132 |
| Net Profit after tax | 513 | (582) | 426 | (2,664) | 641 |

- 4) The Board of Directors have recommended a dividend of Re. 0.50/- per equity share of Rs. 10/- each for the financial year 2020-21.
- 5) The figures for the quarter ended 31-03-2021 and 31-03-2020 are the balancing figures between audited results in respect of full financial year and published year to date upto the third quarter of the relevant financial year.
- 6) The Previous period figures have been re-grouped / re-stated wherever necessary.



Independent Auditor's Report on the Quarterly and Year to Date Standalone Audited Financial Results of the Company Pursuant to the Regulation 33 of the SEBI (Listing Obligations and Disclosure Requirements) Regulations, 2015, as amended.

To

THE BOARD OF DIRECTORS OF **RAJAPALAYAM MILLS LIMITED**

Report on the audit of the Standalone Financial Results

Opinion

We have audited the accompanying standalone quarterly financial results of **RAJAPALAYAM MILLS LIMITED** (the "Company") for the quarter ended March 31, 2021 and the year to date results for the period from April 01, 2020 to March 31, 2021, attached herewith, being submitted by the Company pursuant to the requirement of Regulation 33 of the SEBI (Listing Obligations and Disclosure Requirements) Regulations, 2015, as amended (the "Listing Regulations").

In our opinion and to the best of our information and according to the explanations given to us these standalone financial results:

- I. are presented in accordance with the requirements of the Regulation 33 of the Listing Regulations in this regard; and
- II. gives a true and fair view in conformity with the applicable accounting standards and other accounting principles generally accepted in India of the net loss and other comprehensive income and other financial information of the Company for the quarter ended March 31, 2021 as well as the year to date results for the period from April 01, 2020 to March 31, 2021.

Basis for Opinion

We conducted our audit in accordance with the Standards on Auditing (SAs) specified under section 143(10) of the Companies Act, 2013("the Act"). Our responsibilities under those Standards are further described in the "*Auditor's Responsibilities for the Audit of the Standalone Financial Results*" section of our report. We are independent of the Company in accordance with the Code of Ethics issued by the Institute of Chartered Accountants of India together with the ethical requirements that are relevant to our audit of the financial statements under the provisions of the Act and the Rules thereunder, and we have fulfilled our other ethical responsibilities in accordance with these requirements and the Code of Ethics. We believe that the audit evidence we have obtained is sufficient and appropriate to provide a basis for our opinion.

Emphasis of Matter

We draw attention to Note No.6 to the Standalone financial results, which describes the uncertainties and the impact of the COVID 19 pandemic on the Company's operations and financial results as assessed by the Management of the Company. Our opinion is not modified in respect of this matter.

Management's Responsibilities for the Standalone Financial Results

These quarterly financial results as well as the year to date standalone financial results have been prepared on the basis of standalone annual financial statements. The Board of Directors of the Company are responsible for the preparation and presentation of the Statement that gives a true and fair view of the net loss and other comprehensive income of the Company and other financial information in accordance with the applicable accounting standards prescribed under Section 133 of the Act read with relevant rules issued thereunder and other accounting principles generally accepted in India and in compliance with Regulation 33 of the Listing Regulations. This responsibility also includes maintenance of adequate accounting records in accordance with the provisions of the Act for safeguarding of the assets of the Company and for preventing and detecting frauds and other irregularities; selection and application of appropriate accounting policies; making judgments and estimates that are reasonable and prudent; and the design, implementation and maintenance of adequate internal financial controls that were operating effectively for ensuring the accuracy and completeness of the accounting records, relevant to the preparation and

presentation of the standalone financial results that give a true and fair view and are free from material misstatement, whether due to fraud or error.

In preparing the standalone financial statements, the Board of Directors are responsible for assessing the Company's ability to continue as a going concern, disclosing, as applicable, matters related to going concern and using the going concern basis of accounting unless the Board of Directors either intends to liquidate the Company or to cease operations, or has no realistic alternative but to do so.

The Board of Directors are also responsible for overseeing the Company's financial reporting process.

Auditor's Responsibilities for the Audit of the Standalone Financial Results

Our objectives are to obtain reasonable assurance about whether the standalone financial results as a whole are free from material misstatement, whether due to fraud or error, and to issue an auditor's report that includes our opinion. Reasonable assurance is a high level of assurance, but is not a guarantee that an audit conducted in accordance with SAs will always detect a material misstatement when it exists. Misstatements can arise from fraud or error and are considered material if, individually or in the aggregate, they could reasonably be expected to influence the economic decisions of users taken on the basis of these standalone financial results.

As part of an audit in accordance with SAs, we exercise professional judgment and maintain professional skepticism throughout the audit. We also:

- Identify and assess the risks of material misstatement of the standalone financial results, whether due to fraud or error, design and perform audit procedures responsive to those risks, and obtain audit evidence that is sufficient and appropriate to provide a basis for our opinion. The risk of not detecting a material misstatement resulting from fraud is higher than for one resulting from error, as fraud may involve collusion, forgery, intentional omissions, misrepresentations, or the override of internal control.
- Obtain an understanding of internal control relevant to the audit in order to design audit procedures that are appropriate in the circumstances. Under Section 143(3)(i) of the Act, we are also

responsible for expressing our opinion on whether the company has adequate internal financial controls with reference to financial statements in place and the operating effectiveness of such controls.

- Evaluate the appropriateness of accounting policies used and the reasonableness of accounting estimates and related disclosures made by the Board of Directors.
- Conclude on the appropriateness of the Board of Directors' use of the going concern basis of accounting and, based on the audit evidence obtained, whether a material uncertainty exists related to events or conditions that may cast significant doubt on the Company's ability to continue as a going concern. If we conclude that a material uncertainty exists, we are required to draw attention in our auditor's report to the related disclosures in the financial results or, if such disclosures are inadequate, to modify our opinion. Our conclusions are based on the audit evidence obtained up to the date of our auditor's report. However, future events or conditions may cause the Company to cease to continue as a going concern.
- Evaluate the overall presentation, structure and content of the standalone financial results, including the disclosures, and whether the financial results represent the underlying transactions and events in a manner that achieves fair presentation.

We communicate with those charged with governance regarding, among other matters, the planned scope and timing of the audit and significant audit findings, including any significant deficiencies in internal control that we identify during our audit.

We also provide those charged with governance with a statement that we have complied with relevant ethical requirements regarding independence, and to communicate with them all relationships and other matters that may reasonably be thought to bear on our independence, and where applicable, related safeguards.

The Statement includes the results for the quarter ended March 31, 2021 being the balancing figures between the audited figures in respect of the full financial year ended March 31, 2021 and the published unaudited year to date figures up to the third quarter of the current financial year which were subject to limited review by us as required under the Listing Regulations.

For N.A. JAYARAMAN & CO.,
Chartered Accountants
Firm Registration Number: 001310S




R.PALANIAPPAN
Partner
Membership Number: 205112
UDIN: 21205112AAAAHJ5302

Chennai
28th May 2021



For S R S V & ASSOCIATES
Chartered Accountants
Firm Registration Number: 015041S



P. SANTHANAM
Partner
Membership Number: 018697
UDIN: 21018697AAAAEG5246



Independent Auditor’s Report on the Quarterly and Year to Date Audited Consolidated Financial Results of the Company Pursuant to the Regulation 33 of the SEBI (Listing Obligations and Disclosure Requirements) Regulations, 2015, as amended

To

THE BOARD OF DIRECTORS OF **RAJAPALAYAM MILLS LIMITED**

Report on the audit of the Consolidated Financial Results

Opinion

We have audited the accompanying Statement of Consolidated Financial Results of **RAJAPALAYAM MILLS LIMITED** (“the Company”) and its associates for the quarter ended March 31, 2021 and for the period from April 01, 2020 to March 31, 2021 (“the Statement”), being submitted by the Company pursuant to the requirement of Regulation 33 of the SEBI (Listing Obligations and Disclosure Requirements) Regulations, 2015, as amended (“Listing Regulations”).

In our opinion and to the best of our information and according to the explanations given to us, and based on the consideration of the reports of the other auditors on separate audited financial statements / financial information of associates, the Statement:

a. includes the results of the following entities:

| Name of the entity | Relationship |
|---------------------------|---------------------|
| The Ramco Cements Limited | Associate |
| Ramco Industries Limited | Associate |
| Ramco Systems Limited | Associate |

b. is presented in accordance with the requirements of Regulation 33 of the Listing Regulations, as amended; and

c. gives a true and fair view, in conformity with the applicable accounting standards, and other accounting principles generally accepted in India, of consolidated total comprehensive income (comprising of net profit and other comprehensive income) and other financial information of the Company for the quarter ended March 31, 2021 and for the period from April 01, 2020 to March 31, 2021.

Basis for Opinion

We conducted our audit in accordance with the Standards on Auditing (SAs) as specified under section 143(10) of the Companies Act, 2013 (the Act). Our responsibilities under those Standards are further described in the *Auditor's Responsibilities for the Audit of the Consolidated Financial Results* section of our report. We are independent of the Company and its associates in accordance with the Code of Ethics issued by the Institute of Chartered Accountants of India together with the ethical requirements that are relevant to our audit of the financial statements under the provisions of the Companies Act, 2013 and the Rules there under, and we have fulfilled our other ethical responsibilities in accordance with these requirements and the Code of Ethics. We believe that the audit evidence obtained by us and other auditors in terms of their reports referred to in "Other Matter" paragraph below, is sufficient and appropriate to provide a basis for our opinion.

Emphasis of Matter

We draw attention to Note No.6 to the consolidated financial results, which describes the uncertainties and the impact of the COVID 19 pandemic on the Company's operations and financial results as assessed by the Management of the Company. Our opinion is not modified in respect of this matter.

Management's Responsibilities for the Consolidated Financial Results

These Statements have been prepared on the basis of the consolidated annual financial statements.

The Company's Board of Directors are responsible for the preparation and presentation of these consolidated financial results that give a true and fair view of the net profit and other comprehensive income and other financial information of the Company including its associates in accordance with the applicable accounting standards prescribed under Section 133 of the Act read with relevant rules issued there under and other accounting principles generally accepted in India and in compliance with Regulation 33 of the Listing Regulations. The respective Board of Directors of the Company and its associates are responsible for maintenance of adequate accounting records in accordance with the provisions of the Act for safeguarding of the assets of the Company and its associates and for preventing and detecting frauds and other irregularities; selection and application of appropriate accounting policies; making judgments and estimates that are reasonable and prudent;

and the design, implementation and maintenance of adequate internal financial controls, that were operating effectively for ensuring the accuracy and completeness of the accounting records, relevant to the preparation and presentation of the consolidated financial results that give a true and fair view and are free from material misstatement, whether due to fraud or error, which have been used for the purpose of preparation of the consolidated financial results by the Directors of the Company, as aforesaid.

In preparing the consolidated financial statement, the respective Board of Directors of the Company and its associates are responsible for assessing the ability of the Company and its associates to continue as a going concern, disclosing, as applicable, matters related to going concern and using the going concern basis of accounting unless the respective Board of Directors either intends to liquidate the Company or to cease operations, or has no realistic alternative but to do so.

The respective Board of Directors of the Company and of its associates are also responsible for overseeing the financial reporting process of the Company and its associates.

Auditor's Responsibilities for the Audit of the Consolidated Financial Results

Our objectives are to obtain reasonable assurance about whether the consolidated financial results as a whole are free from material misstatement, whether due to fraud or error, and to issue an auditor's report that includes our opinion. Reasonable assurance is a high level of assurance, but is not a guarantee that an audit conducted in accordance with SAs will always detect a material misstatement when it exists. Misstatements can arise from fraud or error and are considered material if, individually or in the aggregate, they could reasonably be expected to influence the economic decisions of users taken on the basis of these consolidated financial results.

As part of an audit in accordance with SAs, we exercise professional judgment and maintain professional skepticism throughout the audit. We also:

- Identify and assess the risks of material misstatement of the consolidated financial results, whether due to fraud or error, design and perform audit procedures responsive to those risks, and obtain audit evidence that is sufficient and appropriate to provide a basis for our opinion. The risk of not detecting a material misstatement resulting

from fraud is higher than for one resulting from error, as fraud may involve collusion, forgery, intentional omissions, misrepresentations, or the override of internal control.

- Obtain an understanding of internal control relevant to the audit in order to design audit procedures that are appropriate in the circumstances. Under Section 143(3)(i) of the Act, we are also responsible for expressing our opinion on whether the company has adequate internal financial controls with reference to financial statements in place and the operating effectiveness of such controls.
- Evaluate the appropriateness of accounting policies used and the reasonableness of accounting estimates and related disclosures made by the Board of Directors.
- Conclude on the appropriateness of the Board of Directors' use of the going concern basis of accounting and, based on the audit evidence obtained, whether a material uncertainty exists related to events or conditions that may cast significant doubt on the ability of the Company and its associates to continue as a going concern. If we conclude that a material uncertainty exists, we are required to draw attention in our auditor's report to the related disclosures in the consolidated financial results or, if such disclosures are inadequate, to modify our opinion. Our conclusions are based on the audit evidence obtained up to the date of our auditor's report. However, future events or conditions may cause the Company and its associates to cease to continue as a going concern.
- Evaluate the overall presentation, structure and content of the consolidated financial results, including the disclosures, and whether the consolidated financial results represent the underlying transactions and events in a manner that achieves fair presentation.
- Obtain sufficient appropriate audit evidence regarding the financial results/financial information of the Company and its associates to express an opinion on the consolidated financial results. We are responsible for the direction, supervision and performance of the audit of the financial information of the entities included in the consolidated

financial results of which we are the independent auditors. For the other entities included in the consolidated financial results, which have been audited by other auditors, such other auditors remain responsible for the direction, supervision and performance of the audits carried out by them. We remain solely responsible for our audit opinion.

We communicate with those charged with governance of the Company and such other entities included in the consolidated financial results of which we are the independent auditors regarding, among other matters, the planned scope and timing of the audit and significant audit findings, including any significant deficiencies in internal control that we identify during our audit.

We also provide those charged with governance with a statement that we have complied with relevant ethical requirements regarding independence, and to communicate with them all relationships and other matters that may reasonably be thought to bear on our independence, and where applicable, related safeguards.

We also performed procedures in accordance with the circular issued by the SEBI under Regulation 33(8) of the Listing Regulations, as amended, to the extent applicable.


Other Matter

1. The consolidated financial results also include the Company's share of net profit after tax of Rs.3,802 Lakhs and Rs.13,858 Lakhs for the quarter ended 31st March 2021 and for the period from 01st April 2020 to 31st March 2021 respectively as considered in the consolidated audited financial results in respect of Three Associates. Out of this, the financial results / financial information of two associates have been audited by one of us as joint auditor and one associate has been audited by an Independent Auditor, whose reports have been furnished to us by the management and our report on the consolidated financial results in so far as it relates to the amounts that have been derived from such audited financial results is solely based on the reports of the other auditors.

Our opinion on the Statement is not modified in respect of the above matters with respect to our reliance on the work done and the reports of the other auditors and the Financial Results/financial information certified by the Board of Directors.

The Statement includes the results for the quarter ended March 31, 2021 being the balancing figures between the audited figures in respect of the full financial year ended March 31, 2021 and the published unaudited year-to-date figures up to the end of the third quarter of the current financial year, which were subjected to a limited review by us, as required under the Listing Regulations.

For N.A. JAYARAMAN & CO.,
Chartered Accountants
Firm Registration Number: 001310S




R.PALANIAPPAN
Partner
Membership Number: 205112
UDIN: 21205112AAAAHK2995

Chennai
28th May 2021



For S R S V & ASSOCIATES
Chartered Accountants
Firm Registration Number: 015041S



P. SANTHANAM
Partner
Membership Number: 018697
UDIN: 21018697AAAAEH8

636



RAJAPALAYAM MILLS LIMITED

Regd. Office : Rajapalayam Mills Premises, P.A.C. Ramasamy Raja Salai,
Post Box No. 1, Rajapalayam, Tamil Nadu, Pin : 626 117.

CIN : L17111TN1936PLC002298
PAN : AAACR8897F
GSTIN : 33AAACR8897F1Z1



Telephone : 91 4563 235666 (5 lines)
Fax : 91 4563 236520
E-mail : rajacot@ramcotex.com
rajacot@bsnl.in
Website : www.rajapalayammills.co.in

M/s. BSE Limited,
Floor 25, P.J. Towers,
Dalal Street,
Mumbai - 400 001.

Scrip Code: 532503

Date : 28-05-2021

Dear Sir,

Sub: Declaration under Regulation 33(3)(d) of SEBI (Listing Obligations and Disclosure Requirements) Regulations, 2015.

We hereby declare that the Audit Reports issued by the Statutory Auditors on the Standalone and Consolidated Annual Financial Results for the year ended 31-03-2021 were with unmodified opinions.

Thanking you,

Yours faithfully,

For RAJAPALAYAM MILLS LIMITED

B. Anny

**B. GNANAGURUSAMY
CHIEF FINANCIAL OFFICER**