

December 28, 2022

To,
National Stock Exchange of India Limited
Symbol – Symphony

To,
BSE Limited
Security Code – 517385

Sub.: Updates

Ref.: NSE - E-mail communication dated December 26, 2022

Dear Sir/Mam,

With reference to an e-mail communication received from NSE dated December 26, 2022, we are herewith re-submitting financial results for the period ended September 30, 2022 in Machine Readable / searchable format.

Kindly take note of the same and oblige.

Thanking You,

Yours Truly,
For, Symphony Limited

Mayur Barvadiya
Company Secretary and Head - Legal

Encl.: as above.

October 20, 2022

To,
National Stock Exchange of India Limited
Symbol – Symphony

To,
BSE Limited
Security Code – 517385

Sub: Outcome of Board Meeting

Dear Sir / Madam,

We are pleased to inform you that the Board of Directors has considered and approved the following in their meeting held today:

1. Unaudited Standalone and Consolidated Financial Results and Limited Review Reports for the second quarter / half year ended on September 30, 2022.
2. Declared 2nd Interim Dividend of ₹ 2/- (100%) per equity share having face value of ₹ 2/- each for the financial year 2022-23. The said interim dividend shall be payable to the shareholders on or before November 18, 2022.

Kindly consider this as due compliance of Regulation 30, 33 and other applicable provisions, if any of the SEBI (Listing Obligations and Disclosure Requirements) Regulations, 2015.

The meeting was commenced at 10:30 hours (IST) and concluded at 12:15 hours (IST).

Kindly take note of the same and oblige.

Yours Truly,

For, Symphony Limited

MAYUR
CHIMANBHAI
BARVADIYA

Digitally signed by MAYUR
CHIMANBHAI BARVADIYA
Date: 2022.10.20 12:24:54
+05'30'

Mayur Barvadiya

Company Secretary and Head - Legal

Encl: As above

INDEPENDENT AUDITOR'S REVIEW REPORT ON REVIEW OF INTERIM CONSOLIDATED FINANCIAL RESULTS

TO THE BOARD OF DIRECTORS OF

SYMPHONY LIMITED

1. We have reviewed the accompanying Statement of Consolidated Unaudited Financial Results of **SYMPHONY LIMITED** ("the Parent") and its subsidiaries (the Parent and its subsidiaries together referred to as "the Group"), for the quarter and six months ended September 30, 2022 ("the Statement") being submitted by the Parent pursuant to the requirement of Regulation 33 of the SEBI (Listing Obligations and Disclosure Requirements) Regulations, 2015, as amended.
2. This Statement, which is the responsibility of the Parent's Management and approved by the Parent's Board of Directors, has been prepared in accordance with the recognition and measurement principles laid down in the Indian Accounting Standard 34 "Interim Financial Reporting" ("Ind AS 34"), prescribed under Section 133 of the Companies Act, 2013 read with relevant rules issued thereunder and other accounting principles generally accepted in India. Our responsibility is to express a conclusion on the Statement based on our review.
3. We conducted our review of the Statement in accordance with the Standard on Review Engagements (SRE) 2410 "Review of Interim Financial Information Performed by the Independent Auditor of the Entity", issued by the Institute of Chartered Accountants of India (ICAI). A review of interim financial information consists of making inquiries, primarily of Parent's personnel responsible for financial and accounting matters, and applying analytical and other review procedures. A review is substantially less in scope than an audit conducted in accordance with Standards on Auditing specified under Section 143(10) of the Companies Act, 2013 and consequently does not enable us to obtain assurance that we would become aware of all significant matters that might be identified in an audit. Accordingly, we do not express an audit opinion.

We also performed procedures in accordance with the circular issued by the SEBI under Regulation 33(8) of the SEBI (Listing Obligations and Disclosure Requirements) Regulations, 2015, as amended, to the extent applicable.

4. The Statement includes the results of the following entities:
 - i. Symphony Limited (Parent)
 - ii. Symphony AU Pty Limited (Subsidiary)
 - iii. Symphony Climatizadores Ltda, Brazil (Subsidiary)
 - iv. Guangdong Symphony Keruilai Air Coolers Co. Limited (Subsidiary)
 - v. IMPCO S. de. R.L. De. C.V., Mexico (Subsidiary)
 - vi. Climate Technologies Pty. Ltd., Australia (Subsidiary)
 - vii. Bonaire USA LLC, USA (Subsidiary)
5. Based on our review conducted and procedures performed as stated in paragraph 3 above and based on the consideration of the review reports of other auditors referred to in paragraph 6 below, nothing has come to our attention that causes us to believe that the accompanying Statement, prepared in accordance with the recognition and measurement principles laid down in the aforesaid Indian Accounting Standard and other accounting



principles generally accepted in India, has not disclosed the information required to be disclosed in terms of Regulation 33 of the SEBI (Listing Obligations and Disclosure Requirements) Regulations, 2015, as amended, including the manner in which it is to be disclosed, or that it contains any material misstatement.

6. We did not review the interim financial information / financial results of 5 subsidiaries included in the consolidated unaudited financial results, whose interim financial information / financial results reflect total assets of Rs. 454.49 crore as at September 30, 2022, total revenues of Rs. 79.21 crore and Rs. 209.69 crore for the quarter and six months ended September 30, 2022 respectively, total net loss after tax of Rs. 8.92 crore and Rs. 7.89 crore for the quarter and six months ended September 30, 2022 respectively, and total comprehensive loss of Rs. 8.82 crore and Rs. 7.68 crore for the quarter and six months ended September 30, 2022 respectively and net cash outflows of Rs. 45.63 crore for the six months ended September 30, 2022, as considered in the Statement. These interim financial information / financial results have been reviewed by other auditors whose reports have been furnished to us by the Management and our conclusion on the Statement, in so far as it relates to the amounts and disclosures included in respect of these subsidiaries is based solely on the reports of the other auditors and the procedures performed by us as stated in paragraph 3 above.

Our conclusion on the Statement is not modified in respect of the above matter with respect to our reliance on the work done and the reports of the other auditors.

7. The consolidated unaudited financial results includes the interim financial information/ financial results of a subsidiary which has not been reviewed by their auditors, whose interim financial information/ financial results reflect total assets of Rs. 24.41 crore as at September 30, 2022, total revenues of Rs. 1.57 crore and Rs. 3.75 crore for the quarter and six months ended September 30, 2022 respectively, total net loss after tax of Rs. 0.55 crore and Rs. 0.56 crore for the quarter and six months ended September 30, 2022 respectively, and total comprehensive loss of Rs. 0.55 crore and Rs. 0.56 crore for the quarter and six months ended September 30, 2022 respectively and net cash inflow of Rs. 2.26 crore for the six months ended September 30, 2022, as considered in the Statement. According to the information and explanations given to us by the Management, these interim financial information / financial results are not material to the Group.

Our Conclusion on the Statement is not modified in respect of our reliance on the interim financial information / financial results certified by the Management.

For DELOITTE HASKINS & SELLS
Chartered Accountants
(Firm's Registration No. 117365W)

Kartikeya Raval

Kartikeya Raval
Partner

(Membership No. 106189)
(UDIN: 22106189BAJDAD4900)



Place: Ahmedabad
Date: October 20, 2022

WORLD LEADER IN AIR COOLING



SYMPHONY LIMITED

(₹ in Crores)

Statement of Unaudited Consolidated Financial Results for the Quarter and Half Year ended on September 30, 2022

Quarter Ended			Sr. No.	Particulars	Half Year Ended		Year Ended
30-Sep-22	30-Sep-21	30-Jun-22			30-Sep-22	30-Sep-21	31-Mar-22
(Unaudited)	(Unaudited)	(Unaudited)			(Unaudited)	(Unaudited)	(Audited)
			1	Income			
274	220	329		a. Revenue from operations	603	450	1,039
14	9	12		b. Other income	26	17	40
288	229	341		Total Revenue	629	467	1,079
			2	Expenses			
41	43	50		a. Cost of materials consumed	91	108	198
121	76	109		b. Purchase of stock-in-trade	230	146	413
(11)	1	20		c. Changes in inventories of finished goods, work-in-progress and stock-in-trade	9	(4)	(40)
33	28	29		d. Employee benefits expense	62	57	116
2	2	2		e. Finance costs	4	4	9
6	6	6		f. Depreciation and amortisation expense	12	12	24
9	2	39		g. Advertisement and sales promotion expense	48	23	46
44	31	48		h. Other expenses	92	71	145
245	189	303		Total expenses	548	417	911
43	40	38	3	Profit before tax (1-2)	81	50	168
11	10	9	4	Tax expense	20	14	47
32	30	29	5	Net Profit for the year/period (3-4)	61	36	121
33	30	29		Attributable to: Owners of the Company	62	36	120
(1)	(0)	(0)		Non Controlling Interests	(1)	(0)	1
			6	Other comprehensive income			
				Items that will not to be reclassified to profit or loss :			
0	(0)	0		(i) Re-measurement gains/(losses) on defined benefit plans	0	(0)	0
(0)	-	(0)		(ii) Income tax effect on above	(0)	0	(0)
				Items that will be reclassified to profit or loss :			
(6)	(6)	(9)		(i) Net fair value gain/(loss) on debt instruments	(15)	(1)	5
1	1	1		(ii) Income tax effect on above	2	0	(1)
(5)	(5)	(8)		Total other comprehensive income/(loss), net of tax	(13)	(1)	4
27	25	21	7	Total comprehensive income for the year/period (5+6)	48	35	125
28	25	21		Attributable to: Owners of the Company	49	35	124
(1)	(0)	(0)		Non Controlling Interests	(1)	(0)	1
14	14	14	8	Paid-up Equity Share Capital (Face Value ₹ 2/- per share)	14	14	14
			9	Reserves excluding Revaluation Reserve			826
			10	Earnings Per Share (of ₹ 2/- each)*			
4.67	4.32	4.21		Basic & diluted (₹)	8.84	5.19	17.20

0 represents amount less than ₹ 50 lacs.

* EPS is not annualised for the quarter/half year ended September 30, 2022, September 30, 2021 and June 30, 2022.

NOTES:

1. The above financial results have been reviewed by the Audit Committee in its meeting held on October 19, 2022 and approved by the Board of Directors in their meeting held on October 20, 2022.
2. The Statutory auditors of the company have carried out limited review of the financial results for the quarter and half year ended September 30, 2022.
3. The Board of Directors in their meeting held on October 20, 2022 declared 2nd interim dividend of ₹ 2/- (100%) per equity share of ₹ 2/- each amounting to ₹ 13.99 crores.
4. Parent has acquired 920,000 ordinary shares of Symphony AU Pty Limited (representing 5% of share capital) at a consideration of AUD 800,000 (₹ 4.258 crore) from its erstwhile shareholder thereby making Symphony AU Pty Limited, Australia a wholly owned subsidiary (100% shareholding) w.e.f. October 01, 2022. Accordingly, Climate Technologies Pty Limited, Australia has become a wholly owned first level step down subsidiary and Bonaire USA LLC, USA becomes a wholly owned second level step-down subsidiary of the Parent.



[Handwritten Signature]



5. Segment Results

As per recognition criteria mentioned in Ind AS-108, Operating Segments, the Group has identified Air Cooling and Other Appliances Business as operating segment. However substantial portion of Corporate Funds remained invested in various financial instruments. The Group has considered Corporate Funds as a separate segment so as to provide better understanding of performance of Air Cooling and Other Appliances Business.

(₹ in Crores)

Quarter Ended			Sr. No.	Particulars	Half Year Ended		Year Ended
30-Sep-22	30-Sep-21	30-Jun-22			30-Sep-22	30-Sep-21	31-Mar-22
(Unaudited)	(Unaudited)	(Unaudited)			(Unaudited)	(Unaudited)	(Audited)
277	222	337	1	Segment Revenue	614	453	1,053
11	7	4		a. Air Cooling and Other Appliances			
				b. Corporate Funds	15	14	26
288	229	341		Segment Total	629	467	1,079
34	35	36	2	Segment Results (Profit before Interest and Taxes - PBIT)	70	40	151
11	7	4		a. Air Cooling and Other Appliances	15	14	26
				b. Corporate Funds	15	14	26
45	42	40		Segment Total	85	54	177
2	2	2		Less: Finance Costs	4	4	9
11	10	9		Less: Taxes	20	14	47
32	30	29		Total Profit After Tax	61	36	121
672	637	712	3	Segment Assets	672	637	868
768	634	536		a. Air Cooling and Other Appliances			
				b. Corporate Funds	768	634	499
1,440	1,271	1,248		Segment Total	1,440	1,271	1,367
611	503	388	4	Segment Liabilities	611	503	522
-	-	-		a. Air Cooling and Other Appliances			
				b. Corporate Funds	-	-	-
611	503	388		Segment Total	611	503	522
154	254	432	5	Capital Employed (As at year/period end)	164	254	459
768	634	536		a. Air Cooling and Other Appliances			
				b. Corporate Funds	768	634	499
922	888	968		Segment Total	922	888	958

6. Geographical Segment

(₹ in Crores)

Quarter Ended			Sr. No.	Particulars	Half Year Ended		Year Ended
30-Sep-22	30-Sep-21	30-Jun-22			30-Sep-22	30-Sep-21	31-Mar-22
(Unaudited)	(Unaudited)	(Unaudited)			(Unaudited)	(Unaudited)	(Audited)
190	135	188	1	Segment Revenue	378	221	512
84	85	141		a. India			
				b. Rest of the world	225	229	527
274	220	329		Revenue from operations	603	450	1,039
55	40	25	2	Segment Results (Profit before Interest and Taxes - PBIT)	80	42	107
(10)	2	15		a. India	5	12	70
				b. Rest of the world	5	12	70
45	42	40		Segment Total	85	54	177
2	2	2		Less: Finance Costs	4	4	9
11	10	9		Less: Taxes	20	14	47
32	30	29		Total Profit After Tax	61	36	121

NOTE:

Secondary Segment Capital Employed :

Property, plant & equipment used in the Group's business and liabilities contracted have not been identified with any of the reportable segments, as the Property, plant & equipment and services are used interchangeably between segments. The Group believes that it is not practical to provide secondary segment disclosures relating to Capital employed.




Handwritten signature



7. Consolidated Statement of Assets & Liabilities

(₹ in Crores)

Sr. No.	Particulars	As At 30-09-22 (Unaudited)	As At 31-03-22 (Audited)
A	ASSETS		
1	Non-current assets		
	(a) Property, plant and equipment	105	107
	(b) Right-of-use asset	34	30
	(c) Capital work - in - Progress	-	0
	(d) Goodwill	154	163
	(e) Other intangible assets	51	55
	(f) Intangible assets under development	0	0
	(g) Financial Assets		
	(i) Other investments	234	169
	(ii) Other financial assets	1	1
	(h) Deferred Tax Assets (Net)	6	6
	(i) Other non-current assets	3	1
	Total Non-current assets	588	532
2	Current assets		
	(a) Inventories	148	173
	(b) Financial assets		
	(i) Other investments	548	331
	(ii) Trade receivables	61	208
	(iii) Cash and cash equivalents	19	64
	(iv) Bank balances other than (iii) above	4	4
	(v) Other financial assets	12	7
	(c) Current tax assets (Net)	1	0
	(d) Other Current Assets	59	48
	Total Current assets	852	835
	Total Assets	1,440	1,367
B	EQUITY AND LIABILITIES		
1	Equity		
	(a) Equity share capital	14	14
	(b) Other equity	810	826
	Equity attributable to the owners of the company	824	840
	Non-controlling interests	5	5
	Total Equity	829	845
2	Non-current liabilities		
	(a) Financial liabilities		
	(i) Borrowings	93	113
	(ii) Lease liabilities	23	21
	(iii) Other Financial Liabilities	1	1
	(b) Provisions	11	10
	(c) Deferred tax liabilities (Net)	9	14
	Total Non-current liabilities	137	159
3	Current liabilities		
	(a) Financial liabilities		
	(i) Borrowings	58	108
	(ii) Lease liabilities	13	12
	(iii) Trade payables		
	- Due to Micro and Small Enterprises	3	4
	- Due to Others	119	145
	(iv) Other financial liabilities	5	5
	(b) Other current liabilities	261	71
	(c) Provisions	13	15
	(d) Current tax liabilities (Net)	2	3
	Total Current liabilities	474	363
	Total Liabilities	611	522
	Total Equity and Liabilities	1,440	1,367




Handwritten signature



8. Consolidated Statement of Cash Flows

(₹ in Crores)

Particulars	Half Year Ended	
	30-Sep-22	30-Sep-21
	(Unaudited)	(Unaudited)
Cash flow from operating activities		
Profit for the period	61	36
Adjustments For:		
Income tax expenses recognised in profit or loss	20	14
Depreciation and amortization expenses	12	12
Finance costs recognised in profit or loss	4	4
Mark to Market Gain	(3)	(0)
Interest Income recognised in profit or loss	(8)	(4)
Net gain on disposal of instruments designated at FVTPL	(2)	(1)
Net gain on financial assets mandatorily measured at FVTPL	(5)	(9)
Adjustment on Foreign Currency Translation	6	7
Unrealised foreign exchange loss	-	0
Allowances for credit losses on trade receivables	1	(0)
Gain on disposal of property, plant and equipment	(0)	(0)
Operating Profit Before Working Capital Changes	86	59
Movements in working capital:		
Decrease in trade and other receivables	145	111
(Increase)/Decrease in inventories	25	(1)
Increase in other assets	(12)	(23)
Decrease in trade payables	(27)	(43)
Increase in other liabilities	189	70
Decrease in provisions	(0)	(1)
Cash Generated from Operations	406	172
Income taxes paid	(25)	(15)
A. Net Cash generated by Operating Activities	381	157
CASH FLOW FROM INVESTING ACTIVITIES		
Payments for property, plant and equipment, intangible assets, capital advances and creditors	(5)	(9)
Proceeds from disposal of property, plant and equipment	0	3
Interest received	6	3
Net payments to mutual funds	(81)	(147)
Payments to acquire financial assets	(265)	(6)
Proceeds on sale of financial assets	56	-
B. Net Cash Used in Investing Activities	(289)	(156)
CASH FLOW FROM FINANCING ACTIVITIES		
Dividend paid on equity shares	(56)	(28)
Payments on lease liabilities	(6)	(6)
Proceeds from/ (Repayment of) borrowings	(71)	18
Finance Cost paid	(4)	(4)
C. Net Cash Used in Financing Activities	(137)	(20)
Net Decrease in Cash & Cash Equivalents (A+B+C)	(45)	(19)
Cash & Cash Equivalents at the beginning of the period	64	35
Cash & Cash Equivalents at the end of the period	19	16



Place : Ahmedabad
Date : October 20



By Order Of The Board
For Symphony Limited

Achal Bakeri
Chairman & Managing Director
DIN-00397573



World's leading air cooling company. Available in more than 60 countries.

Regd. Off.: Symphony Limited, Symphony House, FP-12 TP-50, Bodakdev, Off SG Highway, Ahmedabad 380059, India.

CIN: L32201GJ1988PLC010331 | Web: www.symphonylimited.com | Email: corporate@symphonylimited.com | Phone: +91-79-66211111 | Fax: +91-79-66211139

Our Global Brands:

MOVICOL DIET TOUCH CLOUD SILVER storm DIET ACOOL winter SUMO JUNO DUEY Arctic Circle Man-Cool Ki DELAIR BONAIRE

**INDEPENDENT AUDITOR'S REVIEW REPORT ON REVIEW OF INTERIM
STANDALONE FINANCIAL RESULTS**

**TO THE BOARD OF DIRECTORS OF
SYMPHONY LIMITED**

1. We have reviewed the accompanying Statement of Standalone Unaudited Financial Results of **SYMPHONY LIMITED** ("the Company") for the quarter and six months ended September 30, 2022 ("the Statement"), being submitted by the Company pursuant to the requirement of Regulation 33 of the SEBI (Listing Obligations and Disclosure Requirements) Regulations, 2015, as amended.
2. This Statement, which is the responsibility of the Company's Management and approved by the Company's Board of Directors, has been prepared in accordance with the recognition and measurement principles laid down in the Indian Accounting Standard 34 "Interim Financial Reporting" ("Ind AS 34"), prescribed under Section 133 of the Companies Act, 2013 read with relevant rules issued thereunder and other accounting principles generally accepted in India. Our responsibility is to express a conclusion on the Statement based on our review.
3. We conducted our review of the Statement in accordance with the Standard on Review Engagements (SRE) 2410 'Review of Interim Financial Information Performed by the Independent Auditor of the Entity', issued by the Institute of Chartered Accountants of India (ICAI). A review of interim financial information consists of making inquiries, primarily of the Company's personnel responsible for financial and accounting matters and applying analytical and other review procedures. A review is substantially less in scope than an audit conducted in accordance with Standards on Auditing specified under section 143(10) of the Companies Act, 2013 and consequently does not enable us to obtain assurance that we would become aware of all significant matters that might be identified in an audit. Accordingly, we do not express an audit opinion.
4. Based on our review conducted as stated in paragraph 3 above nothing has come to our attention that causes us to believe that the accompanying Statement, prepared in accordance with the recognition and measurement principles laid down in the aforesaid Indian Accounting Standard and other accounting principles generally accepted in India, has not disclosed the information required to be disclosed in terms of Regulation 33 of the SEBI (Listing Obligations and Disclosure Requirements) Regulations, 2015, as amended, including the manner in which it is to be disclosed, or that it contains any material misstatement.

For DELOITTE HASKINS & SELLS
Chartered Accountants
(Firm's Registration No. 117365W)



Kartikeya Raval

Kartikeya Raval
(Partner)
(Membership No. 106189)
(UDIN: 22106189BAJCY78826)

Place: Ahmedabad
Date: October 20, 2022

SYMPHONY LIMITED

(₹ in Crores)

Statement of Unaudited Standalone Financial Results for the Quarter and Half Year ended on September 30, 2022

Quarter Ended			Sr. No.	Particulars	Half Year Ended		Year Ended
30-Sep-22	30-Sep-21	30-Jun-22			30-Sep-22	30-Sep-21	31-Mar-22
(Unaudited)	(Unaudited)	(Unaudited)			(Unaudited)	(Unaudited)	(Audited)
			1	Income			
215	140	208		a. Revenue from operations	423	244	641
14	9	8		b. Other income	22	18	38
229	149	216		Total Revenue	445	262	679
			2	Expenses			
-	-	-		a. Cost of materials consumed	-	(0)	-
104	71	96		b. Purchase of stock-in-trade	200	135	373
11	1	6		c. Changes in inventories of finished goods, work-in-progress and stock-in-trade	17	(8)	(21)
20	15	16		d. Employee benefits expense	36	30	63
-	0	0		e. Finance costs	0	0	1
1	2	2		f. Depreciation and amortisation expense	3	3	6
7	2	38		g. Advertisement and sales promotion expense	45	21	43
27	16	25		h. Other expenses	52	31	68
170	107	183		Total expenses	353	212	533
59	42	33	3	Profit before tax (1-2)	92	50	146
14	10	8	4	Tax expense	22	11	35
45	32	25	5	Net Profit for the year/period (3-4)	70	39	111
			6	Other comprehensive income			
				Items that will not to be reclassified to profit or loss :			
(0)	-	(0)		(i) Re-measurement losses on defined benefit plans	(0)	-	(0)
0	-	0		(ii) Income tax effect on above	0	-	0
				Items that will be reclassified to profit or loss :			
(6)	(6)	(9)		(i) Net fair value gain/(loss) on debt instruments	(15)	(1)	5
1	1	1		(ii) Income tax effect on above	2	0	(1)
(5)	(5)	(8)		Total other comprehensive income/(loss), net of tax	(13)	(1)	4
40	27	17	7	Total comprehensive income for the year/period (5+6)	57	38	115
14	14	14	8	Paid-up Equity Share Capital (Face Value ₹ 2/- per share)	14	14	14
			9	Reserves excluding Revaluation Reserve			812
			10	Earnings Per Share (of ₹ 2/- each)*			
6.40	4.55	3.64		Basic & diluted (₹)	10.04	5.54	15.84

0 represents amount less than ₹ 50 lacs.

* EPS is not annualised for the quarter/half year ended September 30, 2022, September 30, 2021 and June 30, 2022.

NOTES:

1. The above financial results have been reviewed by the Audit Committee in its meeting held on October 19, 2022 and approved by the Board of Directors in their meeting held on October 20, 2022.
2. The Statutory auditors of the company have carried out limited review of the financial results for the quarter and half year ended September 30, 2022.
3. The Board of Directors in their meeting held on October 20, 2022 declared 2nd interim dividend of ₹ 2/- (100%) per equity share of ₹ 2/- each amounting to ₹ 13.99 crores.
4. The Company has acquired 920,000 ordinary shares of Symphony AU Pty Limited (representing 5% of balance share capital) at a consideration of AUD 800,000 (₹ 4.258 crore) from its erstwhile shareholder thereby making Symphony AU Pty Limited, Australia a wholly owned subsidiary (100% shareholding) of the Company w.e.f. October 01, 2022. Accordingly, Climate Technologies Pty Limited, Australia has become a wholly owned first level step down subsidiary and Bonaire USA LLC, USA becomes a wholly owned second level step-down subsidiary of the Company.



Final



5. Segment Results

As per recognition criteria mentioned in Ind AS-108, Operating Segments, the Company has identified Air Cooling and Other Appliances Business as operating segment. However substantial portion of Corporate Funds remained invested in various financial instruments. The Company has considered Corporate Funds as a separate segment so as to provide better understanding of performance of Air Cooling and Other Appliances Business.

Quarter Ended			Sr. No.	Particulars	Half Year Ended		Year Ended
30-Sep-22	30-Sep-21	30-Jun-22			30-Sep-22	30-Sep-21	31-Mar-22
(Unaudited)	(Unaudited)	(Unaudited)			(Unaudited)	(Unaudited)	(Audited)
							(₹ in Crores)
217	141	208	1	Segment Revenue			
11	7	4		a. Air Cooling and Other Appliances	425	246	648
1	1	4		b. Corporate Funds	15	14	26
				c. Un-allocable	5	2	5
229	149	216		Segment Total	445	262	679
			2	Segment Results (Profit before Interest and Taxes - PBIT)			
48	34	25		a. Air Cooling and Other Appliances	73	34	116
11	7	4		b. Corporate Funds	15	14	26
0	1	4		c. Un-allocable	4	2	5
59	42	33		Segment Total	92	50	147
-	0	0		Less: Finance Costs	0	0	1
14	10	8		Less: Taxes	22	11	35
45	32	25		Total Profit After Tax	70	39	111
			3	Segment Assets			
221	205	238		a. Air Cooling and Other Appliances	221	205	357
768	634	536		b. Corporate Funds	768	634	499
170	146	160		c. Un-allocable	170	146	156
1,159	985	934		Segment Total	1,159	985	1,012
			4	Segment Liabilities			
332	215	91		a. Air Cooling and Other Appliances	332	215	186
-	-	-		b. Corporate Funds	-	-	-
-	-	-		c. Un-allocable	-	-	-
332	215	91		Segment Total	332	215	186
			5	Capital Employed (As at year/period end)			
(111)	(10)	147		a. Air Cooling and Other Appliances	(111)	(10)	171
768	634	536		b. Corporate Funds	768	634	499
170	146	160		c. Un-allocable	170	146	156
827	770	843		Segment Total	827	770	826

6. Geographical Segment

Quarter Ended			Sr. No.	Particulars	Half Year Ended		Year Ended
30-Sep-22	30-Sep-21	30-Jun-22			30-Sep-22	30-Sep-21	31-Mar-22
(Unaudited)	(Unaudited)	(Unaudited)			(Unaudited)	(Unaudited)	(Audited)
							(₹ in Crores)
190	135	188	1	Segment Revenue			
25	5	20		a. India	378	221	512
				b. Rest of the world	45	23	129
215	140	208		Revenue from operations	423	244	641
			2	Segment Results (Profit before Interest and Taxes - PBIT)			
55	41	25		a. India	80	43	107
4	1	8		b. Rest of the world	12	7	40
59	42	33		Segment Total	92	50	147
-	0	0		Less: Finance Costs	0	0	1
14	10	8		Less: Taxes	22	11	35
45	32	25		Total Profit After Tax	70	39	111

NOTE:

Secondary Segment Capital Employed :

Property, plant & equipment used in the Company's business and liabilities contracted have not been identified with any of the reportable segments, as the Property, plant & equipment and services are used interchangeably between segments. The Company believes that it is not practical to provide secondary segment disclosures relating to Capital employed.



Amal



7. Standalone Statement of Assets & Liabilities

(₹ in Crores)

Sr. No.	Particulars	As At 30-09-22 (Unaudited)	As At 31-03-22 (Audited)
A	ASSETS		
1	Non-current assets		
	(a) Property, plant and equipment	71	78
	(b) Capital work - in - Progress	-	0
	(c) Other intangible assets	1	2
	(d) Intangible assets under development	0	0
	(e) Financial Assets		
	(i) Investments		
	a) Investments in subsidiaries	98	98
	b) Other investments	234	169
	(ii) Loans	68	56
	(iii) Other financial assets	0	0
	(f) Other non-current assets	3	1
	Total Non-current assets	475	404
2	Current assets		
	(a) Inventories	53	70
	(b) Financial assets		
	(i) Other investments	534	331
	(ii) Trade receivables	37	156
	(iii) Cash and Bank Balances	10	11
	(iv) Bank balances other than (iii) above	3	3
	(v) Loans	-	2
	(vi) Other financial assets	5	2
	(c) Current tax assets (Net)	1	0
	(d) Other Current Assets	41	33
	Total Current assets	684	608
	Total Assets	1,159	1,012
B	EQUITY AND LIABILITIES		
1	Equity		
	(a) Equity share capital	14	14
	(b) Other equity	813	812
	Total Equity	827	826
2	Non-current liabilities		
	(a) Deferred tax liabilities (Net)	8	9
	Total Non-current liabilities	8	9
3	Current liabilities		
	(a) Financial liabilities		
	(i) Borrowings	-	40
	(ii) Trade payables		
	- Due to Micro and Small Enterprises	3	4
	- Due to Others	60	62
	(iii) Other financial liabilities	5	5
	(b) Other current liabilities	250	59
	(c) Provisions	6	7
	Total Current liabilities	324	177
	Total Liabilities	332	186
	Total Equity and Liabilities	1,159	1,012




8. Standalone Statement of Cash Flows

(₹ in Crores)

Particulars	Half Year Ended	
	30-Sep-22	30-Sep-21
	(Unaudited)	(Unaudited)
Cash flow from operating activities		
Profit for the period	70	39
Adjustments For:		
Income tax expenses recognised in profit or loss	22	11
Depreciation and amortization expenses	3	3
Finance costs recognised in profit or loss	0	0
Interest Income recognised in profit or loss	(8)	(6)
Net gain on disposal of instruments designated at FVTPL	(2)	(1)
Net gain on financial assets mandatorily measured at FVTPL	(5)	(9)
Unrealised foreign exchange gain	(6)	(0)
Allowances for credit losses on trade receivables	0	0
Provisions / Liabilities no longer required written back	(1)	(1)
Receivables / Advances written off	-	0
Gain on disposal of property, plant and equipment	(0)	(0)
Operating Profit Before Working Capital Changes	73	36
Movements in working capital:		
Decrease in trade and other receivables	120	75
(Increase)/Decrease in inventories	17	(8)
Increase in other assets	(11)	(24)
Decrease in trade payables	(2)	(12)
Increase in other liabilities	191	72
Decrease in provisions	(1)	(1)
Cash Generated from Operations	387	138
Income taxes paid	(22)	(15)
A. Net Cash generated by Operating Activities	365	123
CASH FLOW FROM INVESTING ACTIVITIES		
Payments for property, plant and equipment, intangible assets, capital advances and creditors	(4)	(6)
Proceeds from disposal of property, plant and equipment	7	0
Interest received	6	3
Net payments to mutual funds	(67)	(136)
Payments to acquire financial assets	(264)	(6)
Proceeds on sale of financial assets	56	-
Loan given to Subsidiaries	(4)	(1)
Loan received back from Subsidiaries	0	0
B. Net Cash Used in Investing Activities	(270)	(146)
CASH FLOW FROM FINANCING ACTIVITIES		
Finance cost paid	(0)	(0)
Proceeds from/ (Repayment of) borrowings	(40)	34
Dividend paid on equity shares	(56)	(28)
C. Net Cash generated / (Used) in Financing Activities	(96)	6
Net Decrease in Cash & Cash Equivalents (A+B+C)	(1)	(17)
Cash & Cash Equivalents at the beginning of the period	11	22
Cash & Cash Equivalents at the end of the period	10	5

Place : Ahmedabad
Date : October 20, 2022



By Order Of The Board
For Symphony Limited

Achal Bakeri
Achal Bakeri
Chairman & Managing Director
DIN-00397573



World's leading air cooling company. Available in more than 60 countries.

Regd. Off.: Symphony Limited, Symphony House, FP-12 TP-50, Bodakdev, Off SG Highway, Ahmedabad 380059, India.

CIN: L32201GJ1988PLC010331 | Web: www.symphonylimited.com | Email: corporate@symphonylimited.com | Phone: +91-79-66211111 | Fax: +91-79-66211139

Our Global Brands:

MOVI COOL DIET TOUCH CLOUD SILVER storm DIET MOOL Winter SUMO JUMBO DUEY Arctic Circle Midea Ki GELAIR BONAIRE