

Date: 13th November, 2021

To,
Dept. of Corporate Services,
BSE Limited
25th Floor, Phiroze Jeejeebhoy Tower,
Dalal Street, Fort,
Mumbai – 400 001

Dear Sir/ Madam,
Scrip Code: 541945; Security ID: RANJEET

Sub: Submission of Unaudited Financial Results for the half year ended on 30th September, 2021

Please take note that the Board of Directors of the Company at its meeting held today i.e. 13th November, 2021, has approved the Unaudited Financial Results for the Half year ended on 30th September, 2021.

In terms of Regulation 33 of the SEBI (Listing Obligations and Disclosure Requirements) Regulations, 2015, please find enclosed herewith the following:

1. Unaudited Financial Results for the half year ended on 30th September, 2021 including Statement of Assets and Liabilities and Cash Flow Statement as on that date.
2. Limited Review Report given by the Statutory Auditors on the Unaudited Financial Results for the half year ended 30th September, 2021


The Meeting of Board of Directors of the Company commenced at 12:30 P.M. and the meeting concluded at 1:00 P.M.

Kindly take the same on record.

Thanking You,

Yours Faithfully,

For, RANJEET MECHATRONICS LIMITED



DEVARSHI R. SWADIA (DIN: 00356752)
WHOLETIME DIRECTOR

Encl: As above



RANJEET MECHATRONICS LTD.

(FORMERLY KNOWN AS: RANJEET ELECTRIC PVT. LTD. || DESTINY ZONE SECURITY SYSTEMS PVT. LTD. || HIMGIRI SOLUTIONS PVT. LTD.)
REGISTER ADDRESS: - Block A. #407 4th Floor Dev Aurum, Anandnagar Cross Road, Prahaladnagar Road, Ahmedabad.
380015. Gujarat. Tel.: 91 79 40009390. Email: info@ranjeet.co.in and cs.compliance@ranjeet.co.in ||
Website: www.ranjeet.co.in CIN NO. L31100GJ1993PLC019635

RANJEET MECHATRONICS LIMITED

Registered Office: Block A, Office No: 407, Dev Aurum, Anand Nagar Char Rasta, Prahlad Nagar Road, Ahmedabad-380015

CIN: L31100GJ1993PLC019635

Email Id:-info@ranjeet.co.in, cs.compliance@ranjeet.co.in; Tel. No.:- 07940009390

Unaudited Financial Results For The Half Year Ended On 30th September, 2021

Part-I

In Rs.

Particulars	6 months ended			Previous Year Ended	
	30th September, 2021	31st March, 2021	30th September, 2020	31st March, 2021	
	Unaudited	Audited	Unaudited	Audited	
1	Income from operations				
	(a) Revenue from operations	111,605,874	219,676,286	65,934,751	285,611,037
	(b) Other income	310,921	1,128,984	78,866	1,207,850
	Total Income from operations	111,916,795	220,805,270	66,013,617	286,818,887
2	Expenses:				
	(a) Cost of Work Contract Purchase	109,942,559	218,979,456	51,772,698	270,752,154
	(b) Purchases of Stock-in-Trade	-	-	-	-
	(c) Changes in inventories of finished goods work-in-progress and Stock-in-Trade	(18,932,049)	(20,796,808)	(2,901,426)	(23,698,234)
	(d) Employee benefits expense	4,394,946	5,676,280	5,046,088	10,722,368
	(e) Depreciation and amortization expense	794,491	779,490	1,338,317	2,117,807
	(f) Finance costs	10,598,449	9,326,824	5,882,971	15,209,795
	(g) Other expenses	4,135,388	5,888,637	4,161,239	10,049,876
	Total expenses	110,933,784	219,853,879	65,299,887	285,153,766
3	Profit /(Loss) from operations before exceptional item and tax (1-2)	983,011	951,391	713,730	1,665,121
4	Exceptional items	-	-	-	-
5	Profit /(Loss) from ordinary activities before extra ordinary items and tax (3 + 4)	983,011	951,391	713,730	1,665,121
6	Tax expense				
7	(i) Current tax	340,700	604,939	274,861	879,800
8	(ii) Deferred tax	(180,038)	(10,548)	(81,005)	(91,553)
9	Net Profit / (Loss) for the period from continuing operations	822,349	357,000	519,874	876,874
10	Other Comprehensive Income/(expenses)				
17	Paid-Up Equity Share Capital of Rs. 10 Each	65,999,800	65,999,800	65,999,800	65,999,800
18	Reserve Excluding Revaluation Reserves as per Balance sheet of Previous accounting year	-	-	-	-
19.i	Earnings per share (before extraordinary items) (of `10/- each) (not annualised):				
	(a) Basic	0.12	0.05	0.08	0.13
	(b) Diluted	0.12	0.05	0.08	0.13
19.ii	Earnings per share (after extraordinary items) (of `10/- each) (not annualised):				
	(a) Basic	0.12	0.05	0.08	0.13
	(b) Diluted	0.12	0.05	0.08	0.13
	(2) Diluted	-	-	-	-

Notes :

1. The above unaudited financial results have been reviewed by the Audit Committee and thereafter approved by the Board of directors at the Board Meeting held on 13th November, 2021.
2. This year the Company does not have any identified reportable segment, so reporting as per Accounting Standard -17 (AS-17 Segment Reporting) issued by ICAI, is not applicable to the Company
3. As per MCA notification dated 16th February, 2015, Companies whose shares are listed on SME platform as referred to in Chapter XB of SEBI (Issue of Capital and Disclosure Requirements) Regulation, 2009 are exempted from compulsory requirement of adoption of IND-AS. As the Company is covered under exempted category it has not adopted IND-AS for preparation of financial results.
4. The Figures have been regrouped / rearranged wherever necessary.

Date: 13th November, 2021

Place: Ahmedabad

For Ranjeet Mechatronics Ltd.





(Mr. Rakesh V. Swadia)
 Chairman and Managing Director
 DIN: 00356657

RANJEET MECHATRONICS LIMITED

Unaudited Cash Flow Statement For The Half Year Ended On 30th September, 2021

Particulars	As on 30/09/2021 Unaudited	As on 30/09/2020 Unaudited
CASH FLOW FROM OPERATING ACTIVITIES :		
Net Profit before Tax (A)	983,011	1,901,694
Adjustments for :		
Depreciation & Amortization	794,491	1,200,000
Income tax of Prior Years		
Loss/(Gain) on Sale of Fixed Assets		
Interest / Finance Charges	10,598,449	5,833,874
Interest & Dividend Earned	(265,921)	
Sub Total (B)	12,110,030	7,033,874
Operating Profit Before Working Capital Changes (A + B)		8,935,568
Adjustments for Changes in Working Capital		
(Increase)/ Decrease in Inventories	(18,932,050)	(3,543,903)
(Increase)/ Decrease in Trade Receivable	70,662,230	(13,145,978)
(Increase)/ Decrease in Other Assets	3,617,465	(2,341,985)
(Increase)/ Decrease in Other non current Assets		
(Increase)/ Decrease in Short Term Loans and advances	(12,972,307)	(4,536,039)
Increase/ (Decrease) in Trade Payables & Non current Liabilities	(42,573,595)	(18,704,325)
Increase/ (Decrease) Other Long term liabilities		
Increase/ (Decrease) Long term provision	316,163	121,500
Increase/ (Decrease) Short term provision	510,191	(631,131)
Sub Total (C)	628,098	(4,278,181)
Cash Generated from Operations (A + B+ C)	12,738,128	(33,846,293)
Income tax paid during the year (D)	(940,643)	(368,301)
Net Cash Generated from Operations (A + B+ C + D)	11,797,485	(34,214,594)
CASH FLOW FROM INVESTING ACTIVITIES :		
(Increase) in Fixed Assets / Capital WIP (including Capital Advances)	(52,076)	(19,406)
Proceeds from Sale of Fixed Assets		
(Increase) / Decrease in Loans & Advances	(127,194)	1,835,389
(Increase) / Decrease in Bank Balance not considered as cash equivalent	192,056	(75,047)
Interest & Dividend Received	265,921	
Net Cash Generated from Investing Activities	278,707	1,740,397
CASH FLOW FROM FINANCING ACTIVITIES :		
Proceeds from Share Capital Issued		
Proceeds from Share Premium		
(Net Repayment) / Proceeds from Short Term Borrowings	(3,758,810)	888,018
(Net Repayment) / Proceeds from Long Term Borrowing	2,222,405	36,259,036
Interest/ Finance Charges Paid	(10,598,449)	(5,833,874)
Net Cash Generated from Investing Activities	(12,134,854)	31,313,180
Net Increase in Cash and Cash Equivalents	(58,663)	(1,160,478)
Cash and Cash Equivalents at the beginning of the Year	5,343,559	5,556,460
Cash and Cash Equivalents at the end of the Year	5,284,896	4,395,982

For and on behalf of the Board
Ranjeet Mechatronics Limited

(Mr. Rakesh V. Swadia)
Chairman and Managing Director
DIN: 00356657

Date: 13th November, 2021
Place: Ahmedabad

RANJEET MECHATRONICS LIMITED

STATEMENT OF UNAUDITED FINANCIAL RESULTS FOR HALF YEAR ENDED 30 SEPTEMBER, 2021

(All amount in Rs)

Particulars		As on 30/09/2021 Unaudited	As on 30/09/2020 Unaudited
i.	EQUITY AND LIABILITIES		
1	Shareholders' funds		
	(a) Share capital	65,999,800	65,999,800
	(b) Reserves and surplus	55,840,232	55,541,359
	(c) Money received against share warrants	-	-
2	Share application money pending allotment	-	-
3	Non-current liabilities		
	(a) Long-term borrowings	79,777,466	72,538,181
	(b) Deferred tax liabilities (Net)	-	-
	(c) Other Long term liabilities	-	-
	(d) Long-term provisions	1,670,533	843,544
4	Current liabilities		
	(a) Short-term borrowings	53,022,135	70,355,838
	(b) Trade payables	70,782,867	72,314,700
	(c) Other current liabilities	21,107,620	17,486,141
	(d) Short-term provisions	3,161,677	1,879,649
	TOTAL	351,362,330	356,959,212
ii.	ASSETS		
	Non-current assets		
1	(a) Fixed assets	10,072,132	11,683,463
	(i) Tangible assets	10,072,132	11,683,463
	(ii) Intangible assets	-	-
	(iii) Capital work-in-progress	-	-
	(iv) Intangible assets under development	-	-
	(b) Non-current investments	-	-
	(c) Deferred tax assets (net)	613,299	388,135
	(d) Long-term loans and advances	3,473,464	1,546,640
	(e) Other non-current assets	-	-
2	Current assets		
	(a) Current investments	-	-
	(b) Inventories	235,118,532	196,032,152
	(c) Trade receivables	45,364,308	101,190,919
	(d) Cash and cash equivalents	15,682,502	15,572,053
	(e) Short-term loans and advances	21,973,940	12,426,273
	(f) Other current assets	19,064,153	18,119,577
	TOTAL	351,362,330	356,959,212

For and On Behalf of Board
Ranjeet Mechatronics Limited



 Rakesh .V. Swadia
 (Chairman Cum Managing Director)
 DIN: 00356657

Date: 13th November, 2021

Place: Ahmedabad



PHILIP FERNANDES & CO.

Chartered Accountants

Limited Review Report

The Board of Directors,
Ranjeet Mechatronics Limited
Block - A, 407, 4th Floor Dev Auram,
Anandnagar Cross Road,
Praladhnagar, Ahmedabad - 380015.

Report on Financial Results for the Half Year ended as on 30th September, 2021


We have reviewed the accompanying statement of unaudited Financial Results of **M/S Ranjeet Mechatronics Limited** for the half year ended as on 30th September, 2021 and the statement of Assets and Liabilities as on that date prepared by the company pursuant to the requirements of Regulation 33 SEBI (Listing Obligation and Disclosure Requirements) Regulation 2015, This Statement is the responsibility of the management and has been approved by the Boards of Directors. Our responsibility is to issue report on these financial statements based on our review.

We conducted our review in accordance with the standard on review engagement(SRE) 2400, Engagements to Review interim financial performed by Independent Auditors of the entity issued by the Institute of Chartered Accountants of India. This standard requires that we plan and perform the review to obtain moderate assurance as to whether the financial statements are free of material misstatement. A review is limited primarily to inquiries of company's personnel and analytical procedures applied to financial data and thus provide less assurance than an audit. We have not performed an audit and accordingly, we do not express an audit opinion.

Based on our review conducted as above, nothing has come to our attention that causes us to believe that the accompanying statement of unaudited financial results prepared in accordance with applicable accounting standard and other recognized accounting practices and policies has not disclosed the information required to be disclosed in terms of Regulation 33 of Securities and Exchange board of India(Listing Obligation and Disclosed Requirements) Regulations, 2015 including the manner in which it is to be disclosed, or that it contains any material misstatement

For, Philip Fernandes & Co.

Chartered Accountants
FRN-128122W


Philip Fernandes
Proprietor

Membership No. 125960

Date :- 13/11/2021

Place: Ahmedabad

UDIN: 21125960AAAACL2845



Address:

Phone No.:

Mobile No.:

E-mail:

Website:

Page 1 of 1