



An ISO 9001 Company

May 21, 2024

National Stock Exchange of India Limited  
Exchange Plaza, Plot No. C/1, G Block,  
Bandra Kurla Complex,  
Bandra (E), Mumbai – 400 051

BSE Limited,  
Floor 25, P J Towers,  
Dalal Street,  
Mumbai – 400 001

NSE Symbol: **WABAG**

BSE Scrip Code: **533269**

Dear Sir/Madam,

**Sub: Presentation on the Audited Financial Results (both Standalone and Consolidated) of the Company for the quarter and financial year ended March 31, 2024**

Pursuant to Regulation 30 of the SEBI (Listing Obligations & Disclosure Requirements) Regulations, 2015 ("SEBI LODR"), please find enclosed the presentation on the Audited Financial Results (both Standalone and Consolidated) of the Company for the quarter and financial year ended March 31, 2024.

The aforesaid presentation is also being hosted on the website of the Company, [www.wabag.com](http://www.wabag.com) in accordance with Regulation 46 of the SEBI LODR.

Kindly take the same on record.

Thanking You,

For VA TECH WABAG LIMITED

**Anup Kumar Samal**  
Company Secretary & Compliance Officer  
Membership No: F4832

Encl: as above

Sustainable solutions, [for a better life](http://www.wabag.com)





**VA TECH WABAG LIMITED**  
CIN: L45205TN1995PLC030231  
"WABAG HOUSE",  
No.17, 200 Feet Thoraipakkam-Pallavaram Main Road,  
Sunnambu Kolathur, Chennai 600 117, India.

Board : +91- 44 - 6123 2323  
Fax : : +91- 44 - 6123 2324  
Email : [wabag@wabag.in](mailto:wabag@wabag.in)  
Web : [www.wabag.com](http://www.wabag.com)



**WABAG**

sustainable solutions. for a better life.



# VA TECH WABAG LTD

## Results Update Presentation


### FY 2023-24





- This presentation and the accompanying slides (the “Presentation”), which have been prepared by VA TECH WABAG LIMITED (the “Company”), have been prepared solely for information purposes and do not constitute any offer, recommendation or invitation to purchase or subscribe for any securities, and shall not form the basis or be relied on in connection with any contract or binding commitment whatsoever. No offering of securities of the Company will be made except by means of a statutory offering document containing detailed information about the Company.*
- This Presentation has been prepared by the Company based on information and data which the Company considers reliable, but the Company makes no representation or warranty, express or implied, whatsoever, and no reliance shall be placed on, the truth, accuracy, completeness, fairness and reasonableness of the contents of this Presentation. This Presentation may not be all inclusive and may not contain all of the information that you may consider material. Any liability in respect of the contents of, or any omission from, this Presentation is expressly excluded.*
- This presentation contains certain forward looking statements concerning the Company’s future business prospects and business profitability, which are subject to a number of risks and uncertainties and the actual results could materially differ from those in such forward looking statements. The risks and uncertainties relating to these statements include, but are not limited to, risks and uncertainties regarding fluctuations in earnings, our ability to manage growth, competition (both domestic and international), economic growth in India and abroad, ability to attract and retain highly skilled professionals, time and cost over runs on contracts, our ability to manage our international operations, government policies and actions, regulations, interest and other fiscal costs generally prevailing in the economy. The company does not undertake to make any announcement in case any of these forward looking statements become materially incorrect in future or update any forward looking statements made from time to time by or on behalf of the company.*

# 100 Years and counting.....



01

**Our Business**

02

**Performance**

03

**Order Book Analysis**

04

**Awards and Accolades**



# Our Business



Core Offerings



Global Leadership




Business Metrics



ESG



New Initiatives



## TECHNOLOGY FOCUS

- 125+ IP Rights developed in-house for water treatment technology solutions
- Global R&D centres – in Europe and India
- Pioneering, Reliable, Advanced, Sustainable, Green and Proven Technologies – promoting Circular Economy

## GLOCAL DELIVERY

- 100 years of presence in over 25 countries; strong execution track record of over 1,450 Plants since 1995
- World class technologies at competitive price; Focused on projects funded by Central Govt., Multi Laterals & G2G Funding
- Ranked 3<sup>rd</sup> Globally by GWI for ensuring water & sanitation for over 88 Mn people
- Ranked among Top 5 Global Desalination players by GWI



## EP SPECIALIST

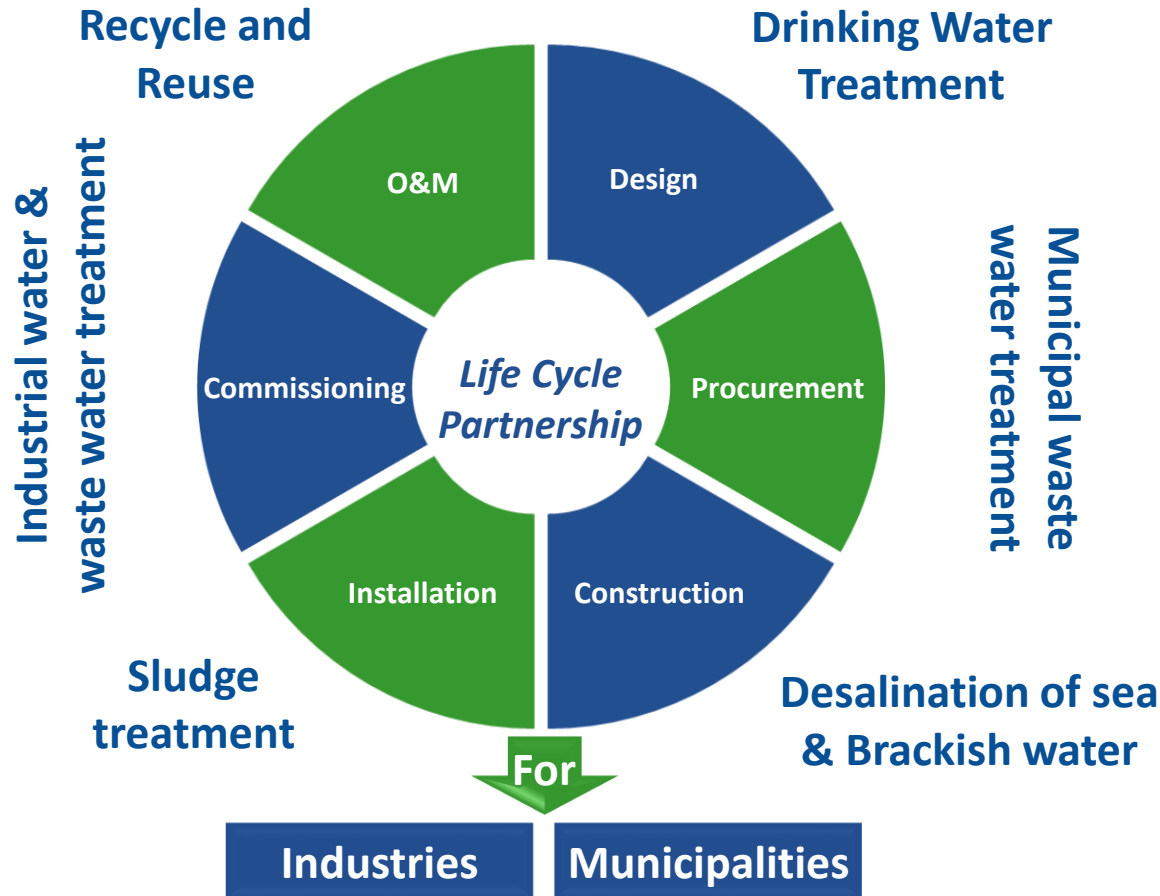
- Core expertise focused on Engineering and Procurement; Civil activities outsourced
- Focus on 'Advanced technology, Value-Added & High Margin' projects
- Enables to remain asset light
- Manufactured Water through marquee references in Recycle & Reuse, Desalination and Renewable energy thru Biogas

## EXPERIENCED LEADERSHIP

- Professional management with avg. 30 yrs. experience in the water sector
- Independent Board of Directors comprising industry stalwarts with diverse experience
- Promoter recognised among TOP 20 Transformative Leaders in Water sector, TOP 3 Global Water Leaders and Global Asian of the year 2021-22

# Wabag is a leader in the Water Space

... With complete portfolio of Water Solutions with technological and operational expertise ..



... through various business/ delivery models

Engineering, Procurement & Construction (EPC)

Operation & Maintenance (O&M)

Design Build Operate (DBO)

Build Own Operate Transfer (BOOT)

Hybrid Annuity Model (HAM)

WABAG brand is trusted and respected globally for its know-how and domain expertise built in 10 decades



## Reshaping the Sector for a Greener Tomorrow

### Our Path To Net Zero



Reducing GHG emissions through our sustainable solutions

### Water Neutral



Effective usage of Recycled Water

### Waste To Energy



Generating green energy for 25 years

### Resource Recovery



Generating valuable resources from waste

### Circular Economy



Contributing to Circular Economy

## WABAG's Contribution to Water & Environment over last 2.5 decades

1.3 million m<sup>3</sup>



Desalinated Water per day

2.7 million m<sup>3</sup>



Recycled Water per day

> 41 MW



Green Energy per day

27 million m<sup>3</sup>



Wastewater treated per day

27.5 million m<sup>3</sup>



Clean Water per day

Saving > INR 6.6 Mn



Power Cost per day

Reducing > 630 Tonnes




GHG Emission per day



## Environment

- Providing **Safe Potable Water** through our WTPs & Desalination facilities
- Ensuring **Healthy Ecosystem** through our Wastewater Treatment & Water Recycle Facilities
- **Reducing Carbon Footprint** by generating / consuming Green Energy



## Social

- **Employing & Training** 1500+ Water Professionals across the globe
- **Implemented 24 CSR Projects** with sectoral focus on Water, Sanitation and Skill Development
- Created over 17,000 **Green Jobs** and **touching over 88 Mn lives globally**



## Governance

- Water & Environment **Integrated in Strategic Business Plan**
- **Alignment to UN SDG 6** (Clean Water & Sanitation for all)
- **Board Level Oversight** on Sustainability Related Issues through Executive Committee

## ACTIONS TAKEN

### Biogas to CBG

- Strategic tie up with 'Peak Sustainability Ventures' to establish 100 CBG plants
- Business potential of ~200 Mn USD; in discussion with Municipal and Industrial customers

### Digitalization

- Partnered with 'Pani Energy' to implement applied AI for water treatment plants
- Committed to adopt leading technology and innovations for operational excellence
- Pilot implemented at Koyambedu TTRO Plant, Chennai

## FUTURE OPPORTUNITIES

### H<sub>2</sub>O to Green H<sub>2</sub>

- Global leader in clean water production, the key raw material to produce the Green Fuel of the future
- In discussion with Hydrogen Developers and working on enquiries for Green H<sub>2</sub> desalination plants

### Semi-Conductor

- Proven track record in supplying ultra pure water to Semi-Conductor industry
- Committed to bring in state-of-the-art globally proven technologies for best efficiencies and to remain a dominant player

# BLUESEED

fueling innovation in water

WABAG's Initiative to Foster Innovation & Support Emerging Start-ups in the Water Sector

## MISSION STATEMENT --

To invest in, nurture, and empower **Waterpreneurs**, driving impactful solutions for a sustainable & dynamic water future

## OFFERINGS



Capital Support through Pre-Seed / Seed Funding



Direct Access to Live Projects & Global Markets



Industry Experience, Technical Knowhow & Thought Leadership



**Drinking  
Water  
Treatment**



**Desalination**



**Municipal  
Wastewater  
Treatment**



**Industrial  
Water  
Treatment**

**Total  
Resource  
Recovery**



**Industrial  
Wastewater  
Treatment**



**Recycle  
& Reuse**



# Performance

-  Business Highlights
-  Key Performance Metrics
-  Management Commentary
-  Profit & Loss Statement
-  Balance Sheet
-  Cash Flow
-  Business Strategy




**Zero  
Liquid  
Discharge**

**Sludge  
Treatment**



**CBG**



**Operation  
&  
Maintenance**



**Green  
Hydrogen**

## Wabag continues “Profitable Growth” journey....

### Q4 FY 24:

- Consolidated Revenue at Rs. 9,342 Mn
- Consolidated EBITDA at Rs. 1,155 Mn (12.4%)
- Consolidated PAT at Rs. 724 Mn; YoY growth of ~5%\*

### FY 24:

- Consolidated Revenue at Rs. 28,564 Mn
- Consolidated EBITDA up at Rs. 3,768 Mn (13.2%)
- Consolidated PAT at Rs. 2,456 Mn; YoY growth of ~9%\*

**Order book remains strong at ~Rs. 114 Bn** including Framework contracts; **Provides Robust Revenue Visibility**

*\* Compared to previous year numbers, excluding 2 divested European Subsidiaries, for like-to-like reporting*



*STP Arupara, West Bengal, India*

**EBITDA >13%**

Driven by EP, International, Industrial & Technology Projects

**PAT ~9%**

Driven by debt control & improved operating margins

**Net Cash Rs. 2,356 Mn**

**FCF 1,683 Mn**

Driven by efficient Debt and Cash Management

**ROCE ~19%**

Driven by Asset Light Business Model

*Strong Business parameters in line with Long Term Strategy*

- 🌿 New projects in Chennai and Bangladesh commencing, drives the revenue generation along with speedy execution in SIBUR, Senegal and other projects
- 🌿 EBITDA margins showed continued improvement driven by execution efficiencies, mix of EP projects in line with strategy, continuous control and Value Engineering
- 🌿 Net interest cost continue to remain under control with effective utilization of bank lines; Group continues to remain Net Cash for fourth consecutive year
- 🌿 Consistently Growing Profitably – Profit Growing faster than Revenue

## Management Outlook:

- 🌿 Strong Revenue Growth driven by India & MEA over the next 3-5 Years with a CAGR of 15 – 20 %
- 🌿 EBITDA Margins to sustain in the 13% - 15% range
- 🌿 Mix of >50% International Projects, 30% Industrial Customers and 1/3 of EPC being EP Projects
- 🌿 Continue to focus on O&M business to reach target number of 20% of Total Revenue
- 🌿 Will continue to pursue Advance Technology Projects and remain Asset Light



- 💧 Group continues on the path of “Net Cash Positive”; Group continues to remain Net Cash Positive for 4th Year in a row; Debt levels continues to remain under control through focused actions on debt and cash management
- 💧 Group generated positive Operational Cash Flow of Rs. 1,335 Mn, Positive Free Cash Flow of Rs. 1,683 Mn and concluded the year on Net Cash Position of Rs. 2,356 Mn
- 💧 Group continues its strategic approach to remain “Asset Light”; Successfully inducted majority Equity Partner in 2 out of 3 HAM SPVs
- 💧 Non Current Receivable reduced YoY on account of collection of Project Retention; Current Receivables higher due to new & large International / MDB Funded Projects with significant Revenues in Q4, expected to reduce progressively through H1 and normalize by year end FY25
- 💧 Trade Payable reduction driven by deployment of necessary resources to expedite and meet the project timelines

## Management Commitment

- 💧 Continue to remain Asset Light
- 💧 Focused on remaining Net Cash

# RESULTS OVERVIEW – Consolidated Profit and Loss

Rs. Millions	Q4 FY24	Q4 FY23*	YOY %	FY24	FY23*	YOY %
<b>Revenue from operations</b>	<b>9,342</b>	<b>8,872</b>		<b>28,564</b>	<b>27,909</b>	
Cost of Sales	7,252	6,749		21,667	21,527	
Total Cost of Operations (TCO)	838	981		3,140	3,258	
Forex Loss/(Gain)	97	89		(11)	(367)	
<b>EBITDA</b>	<b>1,155</b>	<b>1,053</b>	<b>9.7%</b>	<b>3,768</b>	<b>3,491</b>	<b>7.9%</b>
<b>EBITDA margin</b>	<b>12.4%</b>	<b>11.9%</b>		<b>13.2%</b>	<b>12.5%</b>	
Net Interest Cost	(7)	34		109	170	
Dividend Income	(3)	(5)		(122)	(11)	
Bank Charges	147	104		456	371	
Gain on divestment of Subsidiaries	(3)	(51)		(155)	(52)	
Depreciation & Amortization	25	19		84	79	
Exceptional items	-	2,434		-	2,892	
Tax	218	(303)		797	60	
Share of Profits from Associates / MI	52	(48)		143	(113)	
<b>Profit After Tax (Owners)</b>	<b>724</b>	<b>689</b>	<b>5.1%</b>	<b>2,456</b>	<b>2,260</b>	<b>8.7%</b>
<i>Before Exceptional Items</i>						
<b>PAT margin</b>	<b>7.7%</b>	<b>7.8%</b>		<b>8.6%</b>	<b>8.1%</b>	
<b>Profit After Tax (Owners) [Reported]</b>	<b>724</b>	<b>(1,132)</b>	<b>NA</b>	<b>2,456</b>	<b>95</b>	<b>NA</b>
<b>PAT margin</b>	<b>7.7%</b>	<b>(12.8%)</b>		<b>8.6%</b>	<b>0.3%</b>	

\* Note: Q4FY23 and FY23 is excluding divested European Subsidiaries, for like-to-like comparison

# RESULTS OVERVIEW – Standalone Profit and Loss

Rs. Millions	Q4 FY24	Q4 FY23	YOY %	FY24	FY23	YOY %
<b>Revenue from operations</b>	<b>7,719</b>	<b>7,486</b>		<b>25,097</b>	<b>23,253</b>	
Cost of Sales	6,101	5,356		19,294	17,856	
Total Cost of Operations (TCO)	501	835		2,319	2,448	
Forex Loss/(Gain)	29	-		(94)	(522)	
<b>EBITDA</b>	<b>1,088</b>	<b>1,295</b>	<b>(16.0%)</b>	<b>3,577</b>	<b>3,471</b>	<b>3.1%</b>
<i>EBITDA margin</i>	<b>14.1%</b>	<b>17.3%</b>		<b>14.3%</b>	<b>14.9%</b>	
Net Interest Cost	(23)	37		72	190	
Dividend Income	-	(5)		(102)	(5)	
Bank Charges	129	96		407	334	
Gain on Sale of Fixed Assets	(2)	(2)		(2)	(2)	
Depreciation & Amortization	13	10		42	42	
Exceptional items	-	2,434		-	2,892	
Tax	251	(319)		802	8	
<b>Profit After Tax</b>	<b>720</b>	<b>866</b>	<b>(16.8%)</b>	<b>2,358</b>	<b>2,177</b>	<b>8.3%</b>
<i>Before Exceptional Items</i>						
<i>PAT margin</i>	<b>9.3%</b>	<b>11.6%</b>		<b>9.4%</b>	<b>9.4%</b>	
<b>Profit After Tax [Reported]</b>	<b>720</b>	<b>(955)</b>	<b>NA</b>	<b>2,358</b>	<b>13</b>	<b>NA</b>
<i>PAT margin</i>	<b>9.3%</b>	<b>(12.8%)</b>		<b>9.4%</b>	<b>0.1%</b>	

# RESULTS OVERVIEW – Balance Sheet

Rs. Millions	Consolidated		Standalone	
	Mar'24	Mar'23	Mar'24	Mar'23
Total Equity (Net Worth)	18,239	15,746	14,962	12,615
Non-Current Payables	1,283	1,332	1,329	1,400
Trade Payables	10,283	10,697	8,866	8,695
Borrowings	2,806	2,132	1,642	2,030
Other Non-Current Liabilities	2,786	254	2,653	120
Other Current Liabilities	10,347	10,730	7,692	5,862
<b>Total Equity &amp; Liabilities</b>	<b>45,745</b>	<b>40,892</b>	<b>37,145</b>	<b>30,722</b>
Fixed Assets	726	755	598	595
Non-Current Receivables	5,304	6,871	5,289	5,348
Trade Receivables	19,911	15,068	18,140	13,916
Cash & Bank Balances	5,161	2,879	3,621	1,787
Other Non-Current Assets	3,399	2,424	2,314	2,394
Other Current Assets	11,245	12,895	7,182	6,681
<b>Total Assets</b>	<b>45,745</b>	<b>40,892</b>	<b>37,145</b>	<b>30,722</b>

Rs. Millions	FY 24		FY 23	
	Consolidated	Standalone	Consolidated	Standalone
Net cash generated from/(used in) operations	1,335	2,650	849	2,182
Net cash generated from/(used) in investing activities	841	(44)	158	(494)
Net cash generated from financing activities	436	(569)	(2,400)	(2,272)
Cash and cash equivalents at the end	4,399	2,899	2,066	861

Agile  
**Go To Market  
Teams**

developing Advanced  
Technology Jobs

Focus on  
**EP, Industrial  
&  
International**

jobs to improve  
diversification, cash-  
flows & time control

Improved  
**O&M  
Business  
Focus**

for better cash-flow,  
margins and  
predictability

**Remain Asset  
Light through  
Partnerships**

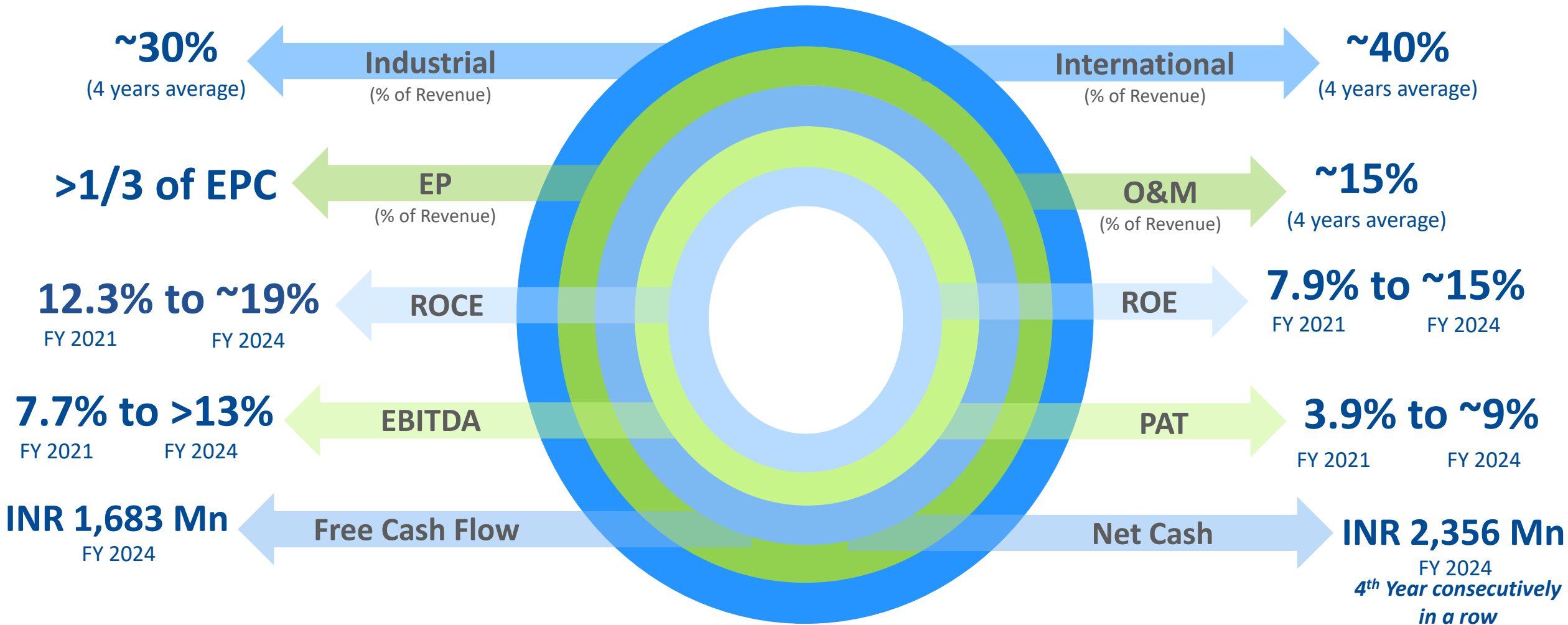
with Financial  
(Capital Projects),  
Construction &  
Technology Partners  
to remain Asset Light

**Global  
Delivery  
Centres**

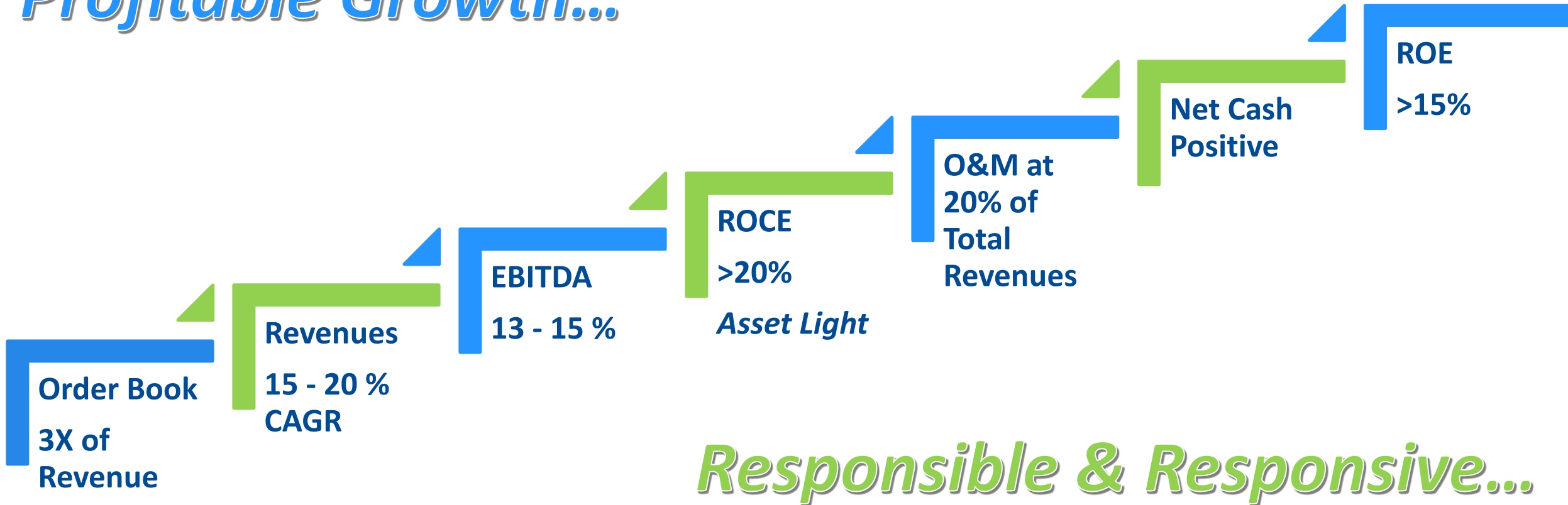
for a competence  
based structure, Hub  
& Spoke Model to  
achieve Execution  
Excellence

**Profitable Growth | Success | Market Leadership | Free Cash-flow | Quantum Leap | Improved Valuation**

# Business Transformation post “Wriddhi”



## *Profitable Growth...*





Reverse  
Osmosis

OPUR SK

MICROPUR –  
MBR

CERAMOPUR

FLUOPUR

CERAMOZONE

CYCLOPUR

PACOPUR

CARBOPUR

MARAPUR

ADOX®

ENR

BIOZONE®

MICROPUR-  
CAS



UASB

EGSB

# Order Book Analysis



Revenue



Order Intake



Order Book

CYCLOPUR

PACOPUR-  
MBR

DAMOPUR

Thermal  
Desalination

NEREDA

ENOPUR

CERAMOZONE

BIOZONE

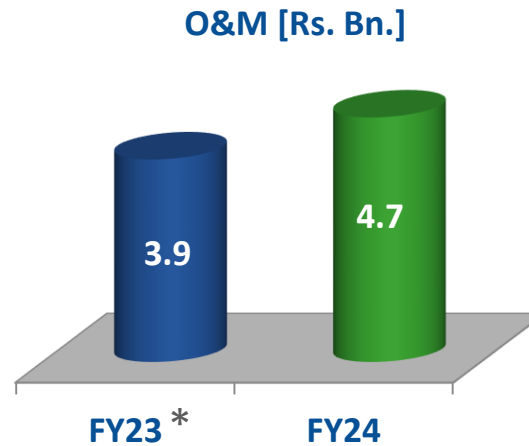
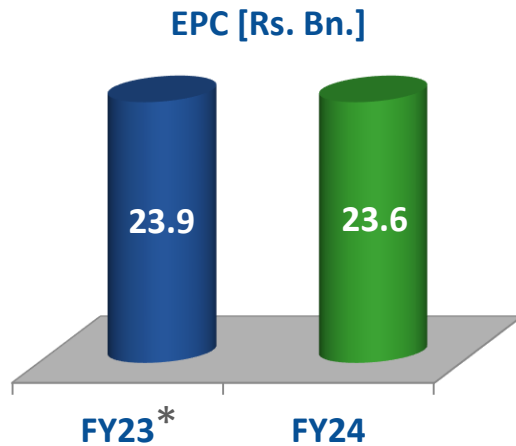


sustainable solutions. for a better life.

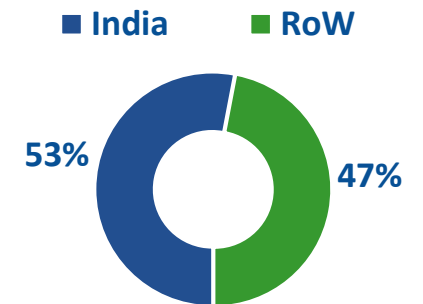
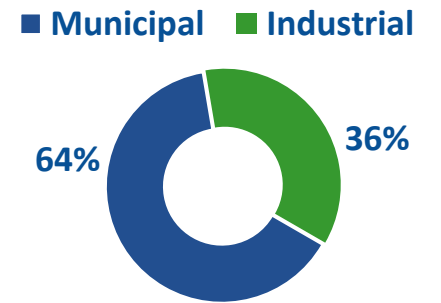
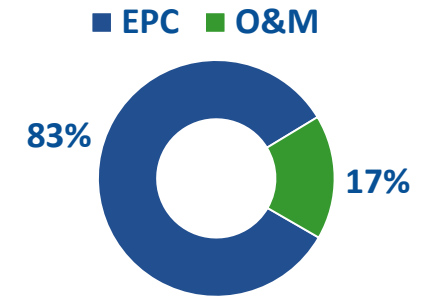
# Revenue Breakup – FY 24

By Business Offering & Customer Segment			
Rs. Millions	Municipal	Industrial	Total
EPC	14,031	9,573	23,604
O&M	3,935	731	4,666
<b>Total</b>	<b>17,966</b>	<b>10,304</b>	<b>28,270</b>

By Geography	
Rs. Millions	Total
India	14,876
Rest of the World (RoW)	13,394
<b>Total</b>	<b>28,270</b>



\* Numbers exclude 2 divested European Subsidiaries, for like-to-like reporting



# Order Intake Breakup – FY 24

## By Business Offering & Customer Segment

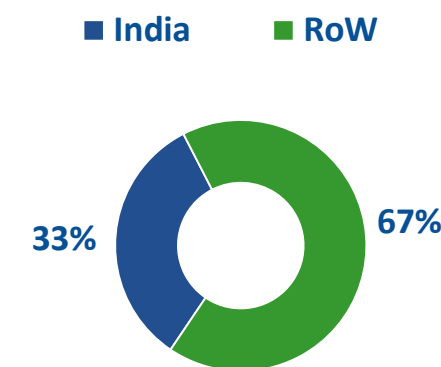
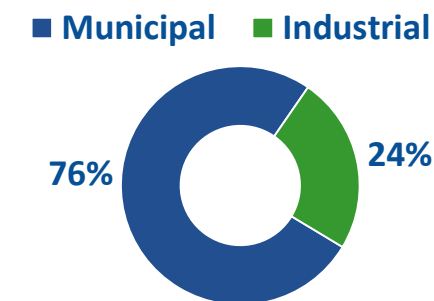
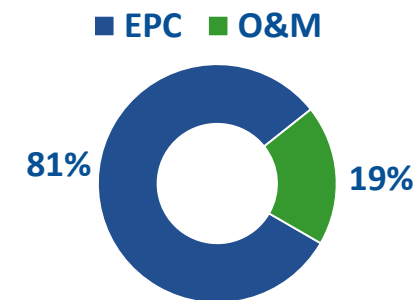
Rs. Millions	Municipal	Industrial	Total
EPC	13,581	5,351	18,932
O&M	4,116	386	4,502
<b>Total</b>	<b>17,697</b>	<b>5,737</b>	<b>23,434</b>

## By Geography

Rs. Millions	Total
India	7,689
Rest of the World (RoW)	15,745
<b>Total</b>	<b>23,434</b>

## Key Order Received during FY 24

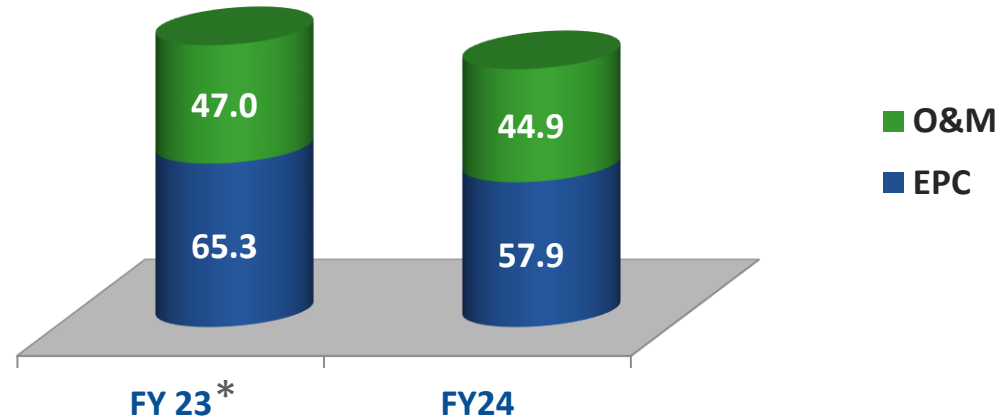
Key Order Received during FY 24	Nature	Order Value (Rs. Mn.)
270 MLD CIDCO, Maharashtra – WTP	DBO	4,195
69 MLD KUKL, Nepal - WWTP	DBO	3,624
20 MLD Ras Tanura Refinery Complex, KSA - IWWTP	EP	2,789
345 MLD Béjaoua SONEDE, Tunisia – WTP	EP	2,599
119 MLD Egypt WTP & WWTPs	EP	2,162
36 MLD Sousse Hamdoune II, Tunisia - WWTP	EP	1,262



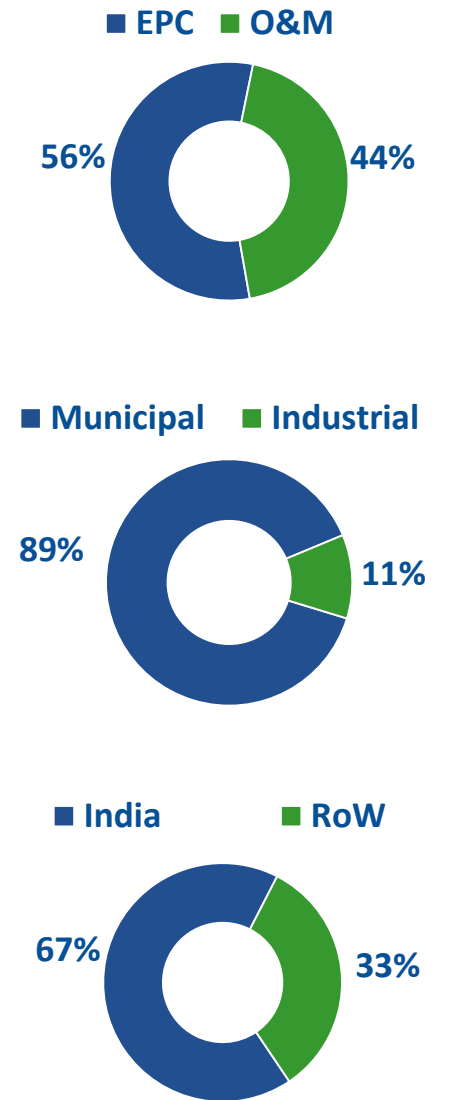
# Order Book Composition

By Business Offering & Customer Segment			
Rs. Millions	Municipal	Industrial	Total
EPC	50,106	7,767	57,874
O&M	41,770	3,166	44,937
Framework			11,673
<b>Total</b>	<b>91,877</b>	<b>10,934</b>	<b>1,14,484</b>

By Geography	
Rs. Millions	Total
India	68,639
Rest of the World (RoW)	34,171
Framework	11,673
<b>Total</b>	<b>1,14,484</b>



\* Numbers exclude 2 divested European Subsidiaries, for like-to-like reporting



## Key Contracts in Orderbook

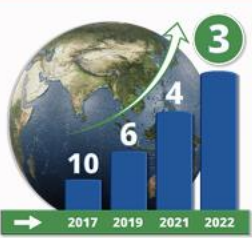
Project Details	Amt [Rs. Mn]
400 MLD Perur, Chennai – Desal*	33,295
UPJN, O&M of Agra & Ghaziabad - OCOO	11,693
150 MLD Digha & Kankarbagh – STP & Network*	6,386
200 MLD Pagla, Bangladesh – STP*	6,049
AGCC, Russia – Integrated Industrial ETP*	4,067
270 MLD CIDCO, Maharashtra – WTP	3,874
69 MLD KUKL, Nepal - WWTP*	3,621
40 MLD GNN, Ghaziabad – TTRO (Water Recycle)*	2,775
20 MLD Ras Tanura Refinery Complex, KSA - IWWTP*	2,660
345 MLD Béjaoua SONEDE, Tunisia - WTP*	2,535
45 MLD Koyembedu, Chennai – TTRO (Water Recycle)	1,697
50 MLD Senegal – Desal*	1,474

\*Multilateral Funded / LC backed / HAM

## Key Framework Contracts \*

- Libya STP of Rs. 6,114 Mn
- Bomba MED, Libya of Rs. 5,524 Mn

\*Contracts wherein Advance Monies / LC awaited, hence not taken in Order Book



**World's  
3<sup>rd</sup> Largest  
Private  
Operator**



**5<sup>th</sup> Largest  
Desalination  
Player  
Globally**



**Best Water  
Treatment  
Solution  
Provider**



**Most Admired  
Company  
in Water  
Infra Sector**

**Most  
Innovative  
Company**



**Global  
Water  
Awards**



**National  
Water  
Awards**



# Awards and Accolades



**Most  
Preferred  
Workplace**

**CII – EHS  
Excellence  
Awards**



**Energy  
Globe  
Award**



**Water  
Digest  
Water  
Awards**



**Global  
Water  
Awards**



## GLOBAL WATER AWARD 2024

WABAG's NMDC ZLD Plant in Chhattisgarh, India Wins 'Industrial Project of the Year' Distinction Award (London, on April 17, 2024)

## CII-SR EHS Excellence Awards 2023

- WABAG's Digha STP in Patna, Bihar, won "Sector Topper in Water Maintenance and Service" (Special Category Award) and the Gold Award for Excellence in EHS practices.
- Ghaziabad TTRO Plant won Bronze Award for Excellence in EHS practices.



## ENERGY GLOBE WORLD AWARD 2024

In the WATER category for outstanding projects - the Jubail Industrial City WWTP and Water Reclamation plant (Marafiq) in Saudi Arabia (Trondheim, Norway, on January 25, 2024)

## Infra Focus Awards 2023, presented by the Times Group

Recognized as the 'Most Admired Company in the Water Infrastructure Sector'



## CII SR Industrial Water and Waste Management Competition 2023 - 3rd Edition Southern Region

- Nemmeli Desalination Plant was awarded the 'Excellence in Desalination Project' accolade
- Koyambedu TTRO Plant in Chennai received recognition for 'Innovative Water Management Initiatives'

## WATER DIGEST WORLD WATER AWARDS - 2024

In Best STP/ETP/WWTP category for NMDC ZLD Project  
(February 5, 2024)







sustainable solutions. for a better life.



**For further information, please contact**

<b>Company</b>	<b>Investor Relations Advisors</b>
<p><b>VA Tech Wabag Ltd.</b>  <b>CIN - L45205TN1995PLC030231</b></p>	<p><b>Adfactors PR Pvt. Ltd.</b>  <b>CIN - U74140MH1997PTC110210</b></p>
<p><b>Mr. Skandaprasad Seetharaman,</b>  <b>Chief Financial Officer</b>  <b>investors@wabag.in</b>  <b>www.wabag.com</b></p>	<p><b>Ms. Savli Mangle,</b>  <b>Vice President</b>  <b>savli.mangle@adfactorspr.com</b>  <b>www.adfactorspr.com</b></p>

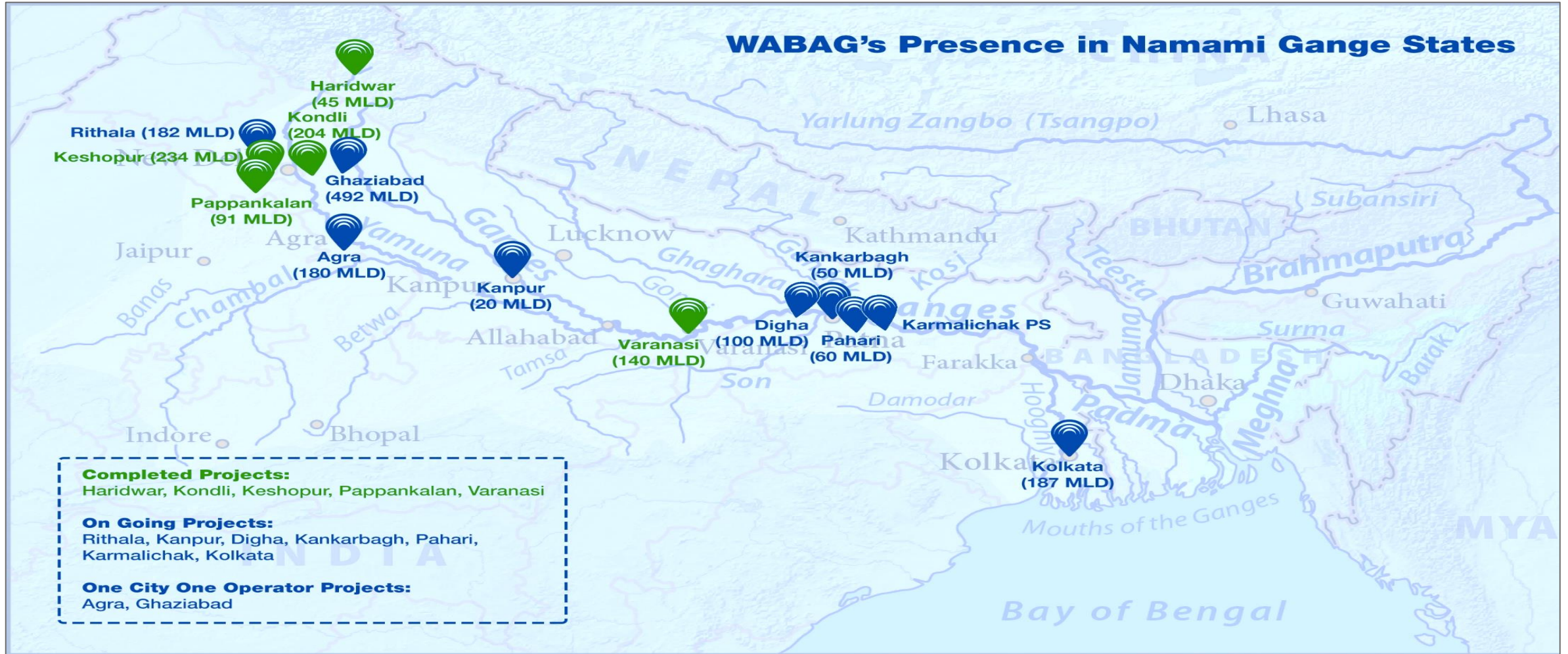




# Annexures



# Increasing contribution in cleaning the Holy River

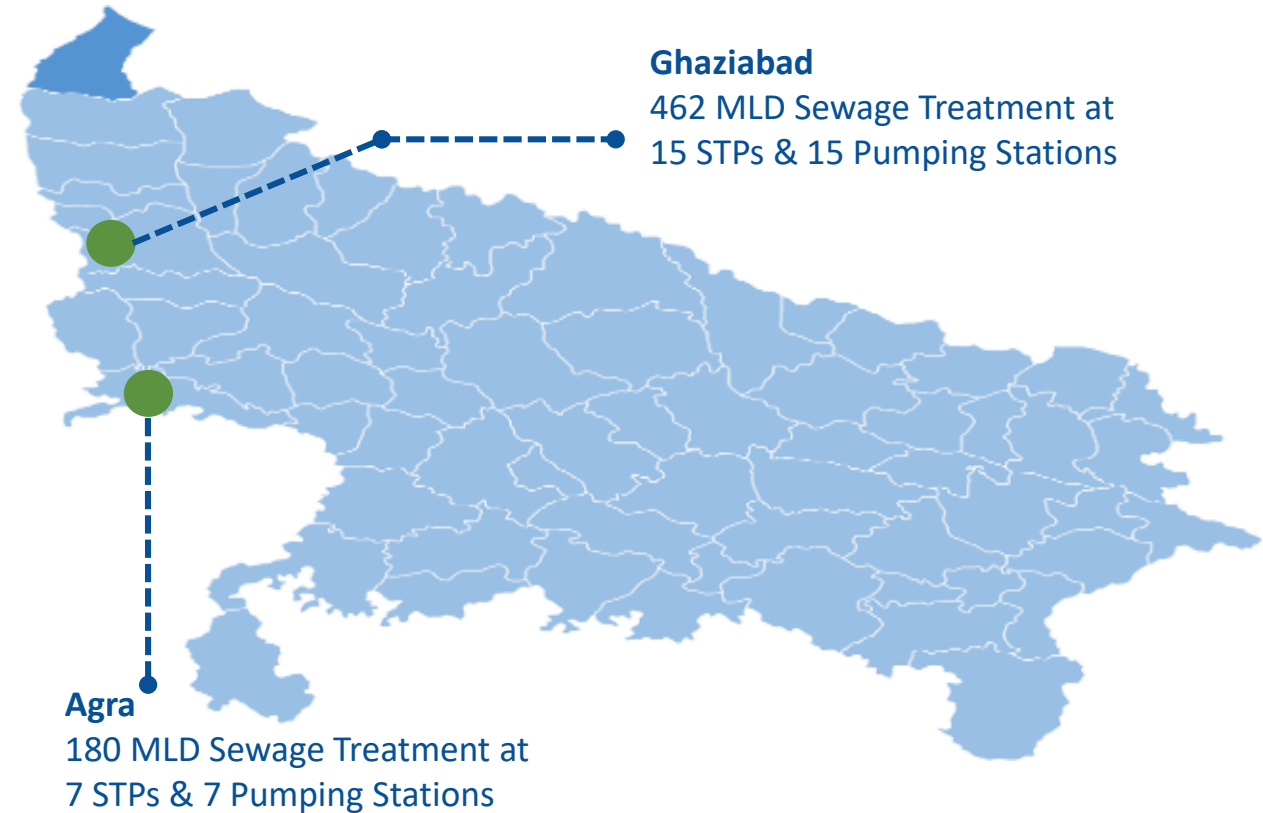


Committed to managing over 195 crore liters each day to rejuvenate Aviralta & Nirmalta of River Ganga

# Pioneering the One City One Operator Model

## Ensuring sustainable and healthy Environment for the citizens of Agra and Ghaziabad, India

- Resolving SEWER NETWORK issues promptly and ensuring customer satisfaction
- Ensuring functioning of the PUMPING STATIONS efficiently, round the clock
- Operating and Maintaining the STPs for SAFE DISCHARGE of treated sewage into River Yamuna



## Municipal



## Industrial



## Funding Agencies



## Serving clients in....

- Municipal Water & Waste Water
- Oil & Gas
- Power plants
- Steel
- Food & Beverages
- Fertilizer
- Industrial parks

# Proven technology and project execution capabilities

(Select Landmark Projects)



**Al Madina Al Shamaliya 40 MLD Sewage Treatment Plant, Bahrain**  
Awarded Wastewater Project of the Year at Global Water Awards, 2019



**191 MLD SWRO (Desalination) Plant, Al Gubrah, Oman**  
Largest desalination plant in the country of Oman



**54 MLD Effluent Treatment and recycling plant, for Indian Oil Corporation Limited, Paradip, Odisha, India**  
India's largest industrial water recycling plant



**110 MLD SWRO (Desalination) Plant, Nemmeli, Chennai, India**  
India's largest operational desalination plant till date



**102 MLD Industrial Effluent Treatment Plant for PETRONAS, Malaysia**  
Largest industrial Effluent Treatment Plant in South East Asia



**140 MLD Sewage Treatment Plant, Dinapur, Varanasi, India**  
First and largest STP to be inaugurated under 'Clean Ganga' mission



**32 MLD Drinking Water Treatment Plant, Dambulla, Srilanka**  
Integrated water supply scheme with transmission, distribution and water treatment



**50 MLD BWRO (Desalination), for Reliance Industries, Dahej, India**  
Turnkey project executed in record 8 months 24 days

(Select Landmark Projects)



**110 MLD Sewage Treatment Plant, Kodungaiyur, Chennai, India**  
One of the most energy efficient and energy neutral STPs in the country



**40 MLD Madinaty Waste Water Treatment Plant, Cairo, Egypt**  
Water reclamation plant for new satellite city near Cairo



**Total City Water Management, Istanbul, Turkey**  
Managed 124 units catering to 16 million population in the Asian and European districts of Istanbul



**5 MLD Industrial Water Reclamation Plant, Ujams, Windhoek, Namibia**  
First plant of its kind in Namibia, treating effluents from five different production facilities  
**21 MLD New Goreangab Water Treatment Plant, Windhoek, Namibia**  
First worldwide direct potable water reuse plant.



**130 MLD Drinking Water Treatment Plant, Tanzania**  
First water project in Africa to be commissioned under EXIM India funding



**14 Sarneraatal WWTP, Alpnach, Switzerland**  
First plant in Switzerland to be commissioned with NEREDA® technology



**Industrial Effluent Treatment Plant for Phillip Morris, Otopeni, Bucharest, Romania**  
Treatment of effluents from tobacco production



**45 MLD Koyambedu TTRO Recycle Reuse Plant, Chennai, India**  
One of the largest and technologically most advanced water reuse plants in India ensuring Chennai's Water security

## CSR Focus on Water, Sanitation & Skill Development



CSR Projects benefiting

3,500+  
Farmers

6,000+  
School Kids  
& teachers

5,000+  
Urban Poor





# THANK YOU

