



# Fiberweb (India) Limited

Manufacturers of : Spunbond Nonwoven Fabrics

Date: 28<sup>th</sup> May, 2021

To,  
BSE Limited,  
Phiroze Jeejeebhoy Towers  
Dalal Street  
Mumbai- 400001

Reference: Scrip code - 507910 - Fiberweb (India) Limited

Sub: Submission of Standalone & Consolidated Audited Financial Results for the 4<sup>th</sup> Quarter and year ended 31<sup>st</sup> March, 2021.

Dear Sir/Madam,

Pursuant to provisions of Regulation 33 of the SEBI (Listing Obligations and Disclosure Requirement) Regulations, 2015, we wish to inform you that, the Board of Directors of the Company at their meeting held on Friday, 28<sup>th</sup> May, 2021 has considered and approved the Standalone & Consolidated Audited Financial Results for the 4<sup>th</sup> quarter and year ended 31<sup>st</sup> March, 2021.

Please find enclosed herewith a copy of Standalone & Consolidated Audited Financial Results for the 4<sup>th</sup> quarter and year ended 31<sup>st</sup> March, 2021 along with declaration pursuant to Regulation 33(3)(d) of SEBI (Listing Obligations and Disclosure Requirements) Regulations, 2015. The Auditor's Report from the Statutory Auditor regarding this statement is also enclosed herewith.

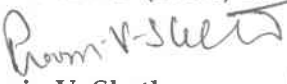
The Board Meeting commenced at 11.00 a.m. and concluded at 7.25 p.m.

Kindly take the above documents on your record.

Thanking You,

Yours faithfully,

For Fiberweb (India) Limited

  
Pravin V. Sheth  
Director  
DIN: 00138797



Encl: as above

**Product is manufactured in the plant, where the Management system is certified for ISO 9001:2015, 14001:2015, OHSAS 18001:2007**

Mumbai : "KIRAN", Ground Floor, 128 Bhaudaji Road, Matunga, Mumbai - 400019.  
Phone : 91 (22) 2404 4855 / 76 / 2408 2689 / 90 Fax : 91 (22) 2404 4853  
Regd. Office: Airport Road, Kadaiya, Nani Daman, (U.T.) - 396 210.  
& Works Phone : 91 (260) 222 0766/0458/1458/1858/0958 Fax : 91 (260) 2220758  
E-mail : fiberweb@vsnl.net.fiberweb@fiberwebindia.com  
Website : fiberwebindia.com



ISO 9001:2015, 14001:2015, OHSAS 18001:2007

**CIN NO. L25209DD1985PLC004694**

FIBERWEB (INDIA) LIMITED					
Airport Road, Kadaiya, Nani Daman, UT, Daman And Diu-396210					
CIN NO: L25209DD1985PLC004694					
STATEMENT OF STANDALONE AUDITED FINANCIAL RESULTS FOR THE QUARTER AND YEAR ENDED 31.03.2021					
					Rs. In Lakhs
PARTICULARS  (Refer Notes below)	Standalone				
	Quarter ended			Year ended	
	31.03.2021 (Audited)	31.12.2020 (Unaudited)	31.03.2020 (Audited)	31.03.2021 (Audited)	31.03.2020 (Audited)
<b>1 Income from Operations</b>					
a) Net Sales/Income from Operations	3,433.86	2,393.11	2,220.82	10,745.35	9,818.06
b) Other operating income	-	-	-	-	-
Total income from operations (net)	<b>3,433.86</b>	<b>2,393.11</b>	<b>2,220.82</b>	<b>10,745.35</b>	<b>9,818.06</b>
<b>2. Other Income</b>	113.89	(8.31)	(6.92)	117.81	118.31
<b>3. Total Income</b>	<b>3,547.75</b>	<b>2,384.80</b>	<b>2,213.91</b>	<b>10,863.16</b>	<b>9,936.38</b>
<b>4. Expenses</b>					
a) Cost of material consumed	2,624.18	1,243.68	2,154.14	5,891.77	7,661.21
b) Purchases of stock-in-trade					
c) Changes in inventories of finished goods and work-in-process and stock-in-trade	(73.87)	48.56	(992.58)	946.92	(1,171.65)
d) Employee benefits expenses	67.17	121.05	205.37	406.78	501.86
e) Depreciation and amortisation expense	110.92	133.96	133.84	512.80	471.32
f) Finance Cost	-	0.78	94.03	-	133.58
g) Other expenses (Any item exceeding 10 % of the total expenses relating to continuing operations to be shown separately)	341.18	387.12	305.81	1,258.87	1,144.82
<b>TOTAL EXPENSES</b>	<b>3,069.58</b>	<b>1,935.14</b>	<b>1,900.61</b>	<b>9,017.14</b>	<b>8,741.14</b>
<b>5. Profit / (loss) from operations before exceptional and extra ordinary items and tax</b>	<b>478.17</b>	<b>449.66</b>	<b>313.30</b>	<b>1,846.03</b>	<b>1,195.24</b>
<b>6. Exceptional items</b>	-	-	-	-	-
<b>7. Profit / (loss) from operations before extra ordinary items and tax</b>	<b>478.17</b>	<b>449.66</b>	<b>313.30</b>	<b>1,846.03</b>	<b>1,195.24</b>
<b>8. Extra ordinary item</b>	-	-	-	-	-
<b>9. Profit / (loss) from ordinary activities before tax</b>	<b>478.17</b>	<b>449.66</b>	<b>313.30</b>	<b>1,846.03</b>	<b>1,195.24</b>
<b>10. Tax expense</b>					
Current tax	344.50	-	200.00	444.50	200.00
Dividend Distribution Tax	-	-	11.84	-	11.84
Deferred tax (credit) /charge	(58.58)	-	(34.84)	(58.58)	(34.84)
Income-Tax of Earlier Year	22.94	-	-	22.94	-
	<b>308.86</b>	<b>-</b>	<b>177.00</b>	<b>408.86</b>	<b>177.00</b>
<b>11. Net Profit/(loss) from continuing activities after tax</b>	<b>169.31</b>	<b>449.66</b>	<b>136.30</b>	<b>1,437.17</b>	<b>1,018.24</b>



12. Profit /(loss) from discounting operations before tax	-	-	-	-	-
13. Tax expenses of discounting operations	-	-	-	-	-
14. Net Profit /(loss) from discounting operations after tax					
15. Net Profit / (Loss) for the period	169.31	449.66	136.30	1,437.17	1,018.24
16. Share of profit / (loss) of associates*	-	-	-	-	-
17. Minority interest *	-	-	-	-	-
18. Net Profit / (Loss) after taxes, minority interest and share of profit / (loss) of associates	169.31	449.66	136.30	1,437.17	1,018.24
19. Other Comprehensive Income					
(A) (i) Items that will not be reclassified to Profit or Loss	-	-	-	-	-
(ii) Income tax relating to items that will not be reclassified to profit or loss	-	-	-	-	-
(B) (i) Items that will be reclassified to profit or loss	-	-	-	-	-
(ii) Income tax relating to items that will be reclassified to profit or loss	-	-	-	-	-
20. Total Comprehensive Income for the period (18 + 19) ( Comprising profit (loss) and other comprehensive income for the period )	169.31	449.66	136.30	1,437.17	1,018.24
21. Paid-up equity share capital Equit Shares of Rs. 10/- each fully paid (Face Value of the Share shall be indicated)	2,879.17	2,879.17	2,879.17	2,879.17	2,879.17
22. Reserve excluding Revaluation Reserves as per balance sheet of previous accounting year	-	-	-	11,424.78	10,131.57
23.i) Earnings per share (before extraordinary items) ( of ₹10 /- each) (not annualised-on weighted average):					
(a) Basic	0.59	1.56	0.47	4.99	3.54
(b) Diluted	0.59	1.56	0.47	4.99	3.54
23.ii) Earnings per share (after extraordinary items) ( of ₹10 /- each) (not annualised-on weighted average):					
(a) Basic	0.59	1.56	0.47	4.99	3.54
(b) Diluted	0.59	1.56	0.47	4.99	3.54



Notes:

1. The above statement of standalone and consolidated audited financial results were reviewed by the audit committee and approved at the Board Meeting held on 28.05.2021.
2. The Company is primarily engaged in manufacturing of "Polymer Processing" and other activities are revolving around the same. As such, there is no separate reportable operating segment as defined by Ind AS 108- "Operating Segments".
3. The Company adopted Indian Accounting Standard ("IND AS") from 01.04.2017 and accordingly these financial results have been prepared in accordance with the recognition and measurement principles laid down in the Ind AS 34 "Interim Financial Reporting" prescribed under section 133 of the Companies Act, 2013 read with the relevant rules there under.
4. The Consolidated results include the financial results of wholly owned (100%) subsidiary in RAS AL KHAIMAH free trade zone, U.A.E. from where we conduct exports to USA of nonwoven material purchased from China. On account of imposition of stiff tariffs by USA on imports from China, it is no longer commercially feasible for our customers in US to import such material; hence, the subsidiary has had no Purchase-Sale activity from 1<sup>st</sup> October, 2018.
5. The outbreak of Corona virus (COVID-19) and total ban on Export of our both the products by DGFT from 19<sup>th</sup> March, 2020 to 18<sup>th</sup> August, 2020 for Spun-Bond Fabrics and till date for Melt-Blown Fabrics, partially affected our working in FY 2020-21.  
However, we have tried to achieve better profitability margin by cost cutting measures, which we will continue in the future, too.
6. The provision for Income tax is made at prevailing income tax rate, after adjustments.
7. The figures for the corresponding previous quarter have been regrouped / reclassified wherever necessary. The figures of last quarter are the balancing figures between audited figures in respect of the full financial years and the published year to date figures up to the third quarter of the respective financial years.
8. Information in Investor complaints in pursuant to Regulation 13 of the Listing Regulation for the quarter ended 31<sup>st</sup> March, 2021 :  
Beginning 00; received 02; disposed off 00; and pending 02.

For and on behalf of the Board of Directors  
Fiberweb (India) Limited

  
Pravin V. Sheth  
Director

DIN: 00138797

Place: Mumbai

Date: 28.05.2021



FIBERWEB (INDIA) LIMITED					
Airport Road, Kadaiya, Nani Daman, UT, Daman And Diu-396210					
CIN NO: L25209DD1985PLC004694					
STATEMENT OF CONSOLIDATED AUDITED FINANCIAL RESULTS FOR THE QUARTER AND YEAR ENDED 31.03.2021					
					Rs. In Lakhs
PARTICULARS  (Refer Notes below)	Consolidated				
	Quarter ended			Year ended	
	31.03.2021 (Audited)	31.12.2020 (Unaudited)	31.03.2020 (Audited)	31.03.2021 (Audited)	31.03.2020 (Audited)
<b>1 Income from Operations</b>					
a) Net Sales/Income from Operations	3,433.86	2,393.11	2,220.82	10,745.35	9,818.06
b) Other operating income	-	-	-	-	-
Total income from operations (net)	<b>3,433.86</b>	<b>2,393.11</b>	<b>2,220.82</b>	<b>10,745.35</b>	<b>9,818.06</b>
<b>2. Other Income</b>	113.89	(8.31)	(6.92)	117.81	118.31
<b>3. Total Income</b>	<b>3,547.75</b>	<b>2,384.80</b>	<b>2,213.91</b>	<b>10,863.16</b>	<b>9,936.38</b>
<b>4. Expenses</b>					
a) Cost of material consumed	2,624.18	1,243.68	2,154.14	5,891.77	7,661.21
b) Purchases of stock-in-trade					
c) Changes in inventories of finished goods and work-in-process and stock-in-trade	(73.87)	48.56	(992.58)	946.92	(1,171.65)
d) Employee benefits expenses	67.17	121.05	205.37	406.78	501.86
e) Depreciation and amortisation expense	110.92	133.96	133.84	512.80	471.31
f) Finance Cost	-	0.78	94.03	-	133.58
g) Other expenses (Any item exceeding 10 % of the total expenses relating to continuing operations to be shown separately)	341.18	387.12	305.82	1,258.87	1,144.82
<b>TOTAL EXPENSES</b>	<b>3,069.58</b>	<b>1,935.14</b>	<b>1,900.61</b>	<b>9,017.14</b>	<b>8,741.13</b>
<b>5. Profit / (loss) from operations before exceptional and extra ordinary items and tax</b>	<b>478.17</b>	<b>449.66</b>	<b>313.30</b>	<b>1,846.03</b>	<b>1,195.24</b>
<b>6. Exceptional items</b>	-	-	-	-	-
<b>7. Profit / (loss) from operations before extra ordinary items and tax</b>	<b>478.17</b>	<b>449.66</b>	<b>313.30</b>	<b>1,846.03</b>	<b>1,195.24</b>
<b>8. Extra ordinary item</b>		-	-	-	-
<b>9. Profit / (loss) from ordinary activities before tax</b>	<b>478.17</b>	<b>449.66</b>	<b>313.30</b>	<b>1,846.03</b>	<b>1,195.24</b>
<b>10. Tax expense</b>					
Current tax	344.50	-	200.00	444.50	200.00
Dividend Distribution Tax	-	-	11.84	-	11.84
Deferred tax (credit) /charge	(58.58)	-	(34.84)	(58.58)	(34.84)
Income-Tax of Earlier Year	22.94	-		22.94	-
	308.86	-	177.00	408.86	177.00
<b>11. Net Profit/(loss) from continuing activities after tax</b>	<b>169.31</b>	<b>449.66</b>	<b>136.30</b>	<b>1,437.17</b>	<b>1,018.24</b>
<b>12. Profit /(loss) from discounting operations before tax</b>					



13. Tax expenses of discounting operations					
14. Net Profit /(loss) from discounting operations after tax					
15. Net Profit / (Loss) for the period	169.31	449.66	136.30	1,437.17	1,018.24
16. Share of profit / (loss) of associates*					
17. Minority interest *					
18. Net Profit / (Loss) after taxes, minority interest and share of profit / (loss) of associates	169.31	449.66	136.30	1,437.17	1,018.24
19. Other Comprehensive Income					
(A) (i) Items that will not be reclassified to Profit or Loss	-	-	-	-	-
(ii) Income tax relating to items that will not be reclassified to profit or loss	-	-	-	-	-
(B) (i) Items that will be reclassified to profit or loss	-	-	-	-	-
(ii) Income tax relating to items that will be reclassified to profit or loss	-	-	-	-	-
20. Total Comprehensive Income for the period (18 + 19) ( Comprising profit (loss) and other comprehensive income for the period )	169.31	449.66	136.30	1,437.17	1,018.24
21. Paid-up equity share capital Equit Shares of Rs. 10/- each fully paid (Face Value of the Share shall be indicated)	2,879.17	2,879.17	2,879.17	2,879.17	2,879.17
22. Reserve excluding Revaluation Reserves as per balance sheet of previous accounting year	-	-	-	13,101.85	11,808.64
23.i) Earnings per share (before extraordinary items) ( of ₹10 /- each) (not annualised-on weighted average):					
(a) Basic	0.59	1.56	0.47	4.99	3.54
(b) Diluted	0.59	1.56	0.47	4.99	3.54
23.ii) Earnings per share (after extraordinary items) ( of ₹10 /- each) (not annualised-on weighted average):					
(a) Basic	0.59	1.56	0.47	4.99	3.54
(b) Diluted	0.59	1.56	0.47	4.99	3.54



**FIBERWEB (INDIA) LIMITED**

Airport Road, Kadaiya, Nani Daman, UT, Daman And Diu-396210

CIN NO: L25209DD1985PLC004694

**STATEMENT OF ASSETS AND LIABILITIES AS ON 31-03-2021**

Standalone		(Rs. In Lacs)	
Statement Of Assets & Liabilities		Year Ended	Year Ended
1	Non-current assets	31 March, 2021 (Audited)	31 March, 2020 (Audited)
	Property, plant and equipment	9563.454	7849.740
	Capital work-in-progress	587.656	1221.000
	Investment property	0.000	0.000
	Goodwill	0.000	0.000
	Other intangible assets	0.000	0.000
	Intangible assets under development	0.000	0.000
	Biological assets other than bearer plants	0.000	0.000
	Investments accounted for using equity method	0.000	0.000
	<b>Non-current financial assets</b>	<b>10151.110</b>	<b>9070.740</b>
	Non-current investments	20.107	20.107
	Trade receivables, non-current	0.000	0.000
	Advances	0.000	0.000
	Other non-current financial assets	0.000	0.000
	<b>Total non-current financial assets</b>	<b>10171.217</b>	<b>9090.847</b>
	Deferred tax assets (net)	93.418	34.838
	Other non-current assets	624.149	686.919
	<b>Total non-current assets</b>	<b>10888.785</b>	<b>721.757</b>
2	<b>Current assets</b>		
	Inventories	2268.220	2992.326
	<b>Current financial asset</b>		
	Current investments	0.000	0.000
	Trade receivables, current	2273.257	1901.639
	Cash and cash equivalents	8.895	37.592
	Bank balance other than cash and cash equivalents	676.422	800.399
	Advances	75.000	0.000
	Other current financial assets	0.000	193.592
	<b>Total current financial assets</b>	<b>3033.574</b>	<b>2933.222</b>
	Current tax assets (net)	665.699	1.635
	Other current assets	324.405	0.000
	<b>Total current assets</b>	<b>6291.898</b>	<b>5927.184</b>
3	Non-current assets classified as held for sale	0.000	0.000
4	Regulatory deferral account debit balances and related deferred tax Assets	0.000	0.000
	<b>Total assets</b>	<b>17180.683</b>	<b>15739.788</b>



	<b>Equity and liabilities</b>		
1	<b>Equity</b>		
	<b>Equity attributable to owners of parent</b>		
	Equity share capital	2879.171	2879.171
	Other equity	12962.546	11669.339
	<b>Total equity attributable to owners of parent</b>	<b>15841.717</b>	<b>14548.510</b>
	Non controlling interest	0.000	0.000
	<b>Total equity</b>	<b>15841.717</b>	<b>14548.510</b>
2	<b>Liabilities</b>		
	<b>Non-current liabilities</b>		
	<b>Non-current financial liabilities</b>		
	Borrowings, non-current	0.000	0.000
	Trade payables, non-current	0.000	0.000
	Other non-current financial liabilities	0.000	0.000
	<b>Total non-current financial liabilities</b>	<b>0.000</b>	<b>0.000</b>
	Provisions, non-current	0.000	0.000
	Deferred tax liabilities (net)	0.000	0.000
	Deferred government grants, Non-current	0.000	0.000
	Other non-current liabilities	0.000	0.000
	<b>Total non-current liabilities</b>	<b>0.000</b>	<b>0.000</b>
	<b>Current liabilities</b>		
	<b>Current financial liabilities</b>		
	Borrowings, current	0.000	611.490
	Trade payables, current	683.375	427.496
	Other current financial liabilities	10.074	5.137
	<b>Total current financial liabilities</b>	<b>693.449</b>	<b>1044.122</b>
	Other current liabilities	1.017	10.048
	Provisions, current	644.500	137.106
	Current tax liabilities (Net)	0.000	0.000
	Deferred government grants, Current	0.000	0.000
	<b>Total current liabilities</b>	<b>1338.966</b>	<b>1191.276</b>
	<b>Total Equity And Liabilities</b>	<b>17180.683</b>	<b>15739.786</b>





**FIBERWEB (INDIA) LIMITED**

Airport Road, Kadaiya, Nani Daman, UT, Daman And Diu-396210

CIN NO: L25209DD1985PLC004694

**STATEMENT OF ASSETS AND LIABILITIES AS ON 31-03-2021**

**CONSOLIDATED**

(Rs. In Lacs)

Statement Of Assets & Liabilities		Year Ended 31 March, 2021 (Audited)	Year Ended 31 March, 2020 (Audited)
<b>1</b>	<b>Non-current assets</b>		
	Property, plant and equipment	9563.455	7849.740
	Capital work-in-progress	587.656	1221.000
	Investment property	0.000	0.000
	Goodwill	0.000	0.000
	Other intangible assets	0.000	0.000
	Intangible assets under development	0.000	0.000
	Biological assets other than bearer plants	0.000	0.000
	Investments accounted for using equity method	0.000	0.000
	<b>Non-current financial assets</b>	<b>10151.111</b>	<b>9070.740</b>
	Non-current investments	0.107	0.107
	Trade receivables, non-current	0.000	0.000
	Advances	0.000	0.000
	Other non-current financial assets	0.000	0.000
	<b>Total non-current financial assets</b>	<b>10151.218</b>	<b>9070.847</b>
	Deferred tax assets (net)	93.418	34.838
	Other non-current assets	551.381	614.151
	<b>Total non-current assets</b>	<b>10796.018</b>	<b>648.989</b>
<b>2</b>	<b>Current assets</b>		
	Inventories	2268.220	2992.326
	<b>Current financial asset</b>		
	Current investments	0.000	0.000
	Trade receivables, current	4038.434	3666.815
	Cash and cash equivalents	18.102	46.798
	Bank balance other than cash and cash equivalents	676.422	800.399
	Advances	75.000	0.000
	Other current financial assets	0.000	193.592
	<b>Total current financial assets</b>	<b>4807.957</b>	<b>4707.605</b>
	Current tax assets (net)	665.699	1.635
	Other current assets	324.405	0.000
	<b>Total current assets</b>	<b>8066.282</b>	<b>7701.566</b>
<b>3</b>	Non-current assets classified as held for sale	0.000	0.000
<b>4</b>	Regulatory deferral account debit balances and related deferred tax Assets	0.000	0.000
	<b>Total assets</b>	<b>18862.300</b>	<b>17421.402</b>



	<b>Equity and liabilities</b>		
<b>1</b>	<b>Equity</b>		
	<b>Equity attributable to owners of parent</b>		
	Equity share capital	2879.171	2879.171
	Other equity	14639.606	13346.398
	<b>Total equity attributable to owners of parent</b>	<b>17518.777</b>	<b>16225.569</b>
	Non controlling interest	0.000	0.000
	<b>Total equity</b>	<b>17518.777</b>	<b>16225.569</b>
<b>2</b>	<b>Liabilities</b>		
	<b>Non-current liabilities</b>		
	<b>Non-current financial liabilities</b>		
	Borrowings, non-current	0.000	0.000
	Trade payables, non-current	0.000	0.000
	Other non-current financial liabilities	0.000	0.000
	<b>Total non-current financial liabilities</b>	<b>0.000</b>	<b>0.000</b>
	Provisions, non-current	0.000	0.000
	Deferred tax liabilities (net)	0.000	0.000
	Deferred government grants, Non-current	0.000	0.000
	Other non-current liabilities	0.000	0.000
	<b>Total non-current liabilities</b>	<b>0.000</b>	<b>0.000</b>
	<b>Current liabilities</b>		
	<b>Current financial liabilities</b>		
	Borrowings, current	0.000	611.490
	Trade payables, current	683.375	427.496
	Other current financial liabilities	10.074	5.137
	<b>Total current financial liabilities</b>	<b>693.449</b>	<b>1044.122</b>
	Other current liabilities	5.574	14.605
	Provisions, current	644.500	137.106
	Current tax liabilities (Net)	0.000	0.000
	Deferred government grants, Current	0.000	0.000
	<b>Total current liabilities</b>	<b>1343.523</b>	<b>1195.833</b>
	<b>Total Equity And Liabilities</b>	<b>18862.300</b>	<b>17421.402</b>



**FIBERWEB INDIA LIMITED****Cash Flow Statement for the year ended 31st March, 2021 (Standalone)**

Particulars	31.03.2021	31.03.2020
	(Rs. In Lacs)	(Rs. In Lacs)
<b>A. Cash flow from operating activities</b>		
Net Profit / (Loss) before extraordinary items	1,437.17	1,018.24
<b>Adjustments for:</b>		
Depreciation and amortisation	512.80	471.32
Finance Cost	-	141.12
Provision for Income Tax (Net of Deferred Tax Asset)	408.86	177.00
Loss on sale of Fixed Assets	-	-
Operating profit / (loss) before working capital changes	2,358.83	1,807.68
Less: Items considered separately:-		
Net gain on foreign currency transaction and translation	32.75	36.35
Interest Income	23.83	-
	2,302.25	1,771.33
<b>Changes in working capital:</b>		
<i>Adjustments for (increase) / decrease in operating assets:</i>		
Inventories	724.11	(1,344.79)
Trade receivables	(371.62)	562.86
Other current assets	(324.41)	-
	2,330.34	989.40
<i>Adjustments for increase / (decrease) in operating liabilities:</i>		
Trade payables	255.88	(288.21)
Other current liabilities	(9.03)	-
Short-term Provisions	41.14	84.56
Cash Generated form Operations	2,618.33	785.74
Interest Paid	-	-
Cash Before Extraordinary Items	2,618.33	785.74
Cash flow from extraordinary items	-	-
Cash generated from operations	2,618.33	785.74
Net income tax (paid) / refunds	(462.25)	(177.00)
<b>Net cash flow from / (used in) operating activities (A)</b>	<b>2,156.11</b>	<b>608.74</b>
<b>B. Cash flow from investing activities</b>		
Purchase/Sale of Fixed Assets	(1,005.52)	(262.19)
Amount spent on Capital WIP	(587.66)	(130.00)
Loans realised	-	-
Advances Given/ Realised	(75.00)	(240.55)
Interest received	-	-
- Others	23.83	-
<i>Other non-operating income comprises:</i>		
Rental income from investment properties	-	-
Investment / Non-Current Assets	62.77	-
<b>Net cash flow from / (used in) investing activities (B)</b>	<b>(1,581.58)</b>	<b>(632.73)</b>
<b>C. Cash flow from financing activities</b>		
Finance Cost	-	(141.12)
Other Current Financial Liabilities	(4.94)	-
Net Gain/Loss on foreign exchange transactions	32.75	36.35
Proceeds from borrowing -Current	(611.49)	611.49
Dividend Paid	(143.96)	-
	(727.64)	506.72
<b>Net cash flow from / (used in) financing activities (C)</b>	<b>(727.64)</b>	<b>506.72</b>
<b>Net increase / (decrease) in Cash and cash equivalents (A+B+C)</b>	<b>(153.12)</b>	<b>482.73</b>
Cash and cash equivalents at the beginning of the year	837.99	355.26
<b>Cash and cash equivalents at the end of the year</b>	<b>685.31</b>	<b>837.99</b>



**FIBERWEB INDIA LIMITED****Cash Flow Statement for the year ended 31st March, 2021 (Consolidated)**

Particulars	31.03.2021	31.03.2020
	(Rs. In Lacs)	(Rs. In Lacs)
<b>A. Cash flow from operating activities</b>		
Net Profit / (Loss) before extraordinary items	<b>1,437.17</b>	<b>1,018.24</b>
<b>Adjustments for:</b>		
Depreciation and amortisation	512.80	471.32
Finance Cost	-	141.12
Provision for Income Tax (Net of Deferred Tax Asset)	408.86	177.00
Loss on sale of Fixed Assets	-	-
Operating profit / (loss) before working capital changes	<b>2,358.83</b>	<b>1,807.68</b>
Less: Items considered separately:-		
Net gain on foreign currency transaction and translation	<b>32.75</b>	<b>36.35</b>
Interest Income	<b>23.83</b>	-
	<b>2,302.25</b>	<b>1,771.33</b>
<b>Changes in working capital:</b>		
<i>Adjustments for (increase) / decrease in operating assets:</i>		
Inventories	724.11	(1,344.79)
Trade receivables	(371.62)	562.86
Other current assets	(324.41)	-
	<b>2,330.34</b>	<b>989.40</b>
<i>Adjustments for increase / (decrease) in operating liabilities:</i>		
Trade payables	255.88	(288.21)
Other current liabilities	(9.03)	-
Short-term Provisions	41.14	84.56
Cash Generated form Operations	<b>2,618.33</b>	<b>785.74</b>
Interest Paid	-	-
Cash Before Extraordinary Items	<b>2,618.33</b>	<b>785.74</b>
Cash flow from extraordinary items	-	-
Cash generated from operations	2,618.33	785.74
Net income tax (paid) / refunds	(462.25)	(177.00)
<b>Net cash flow from / (used in) operating activities (A)</b>	<b>2,156.11</b>	<b>608.74</b>
<b>B. Cash flow from investing activities</b>		
Purchase/Sale of Fixed Assets	(1,005.52)	(262.19)
Amount spent on Capital WIP	(587.66)	(130.00)
Loans realised	-	-
Advances Given/ Realised	(75.00)	(240.55)
Interest received	-	-
- Others	23.83	-
<i>Other non-operating income comprises:</i>		
Rental income from investment properties	-	-
Investment / Non-Current Assets	62.77	-
<b>Net cash flow from / (used in) investing activities (B)</b>	<b>(1,581.58)</b>	<b>(632.73)</b>
<b>C. Cash flow from financing activities</b>		
Finance Cost	-	(141.12)
Other Current Financial Liabilities	(4.94)	
Net Gain/Loss on foreign exchange transactions	32.75	36.35
Proceeds from borrowing -Current	(611.49)	611.49
Dividend Paid	(143.96)	-
	<b>(727.64)</b>	<b>506.72</b>
<b>Net cash flow from / (used in) financing activities (C)</b>	<b>(727.64)</b>	<b>506.72</b>
<b>Net increase / (decrease) in Cash and cash equivalents (A+B+C)</b>	<b>(153.12)</b>	<b>482.73</b>
Cash and cash equivalents at the beginning of the year	847.20	364.47
<b>Cash and cash equivalents at the end of the year</b>	<b>694.52</b>	<b>847.20</b>





# Akshay Kirtikumar & Associates

Chartered Accountants

**Independent Auditor's Report on the Quarterly and Year to Date Audited Standalone Financial Results of the Company pursuant to the Regulations 33 of the SEBI (Listing Obligations and Disclosure Requirements) Regulations, 2015, as amended**

To  
The Board of Directors of  
**Fiberweb (India) Limited**

**Report on the audit of the Standalone Financial Results**

## Opinion

We have audited the accompanying statement quarterly and year to date standalone financial result of **FIBERWEB (INDIA) LIMITED** (the "Company") which includes joint operations for the quarter and year ended **31<sup>st</sup> March 2021** (the "Statement"), attached herewith, being submitted by the Company pursuant to the requirements of Regulation 33 of the SEBI (Listing Obligations and Disclosure Requirements) Regulations, 2015, as amended ("Listing Regulations").

In our opinion and to the best of our information and according to the explanations given to us the statement:

- I) is presented in accordance with the requirements of Listing Regulation in this regard; and
- II) gives a true and fair view in conformity with the recognition and measurement principles laid down in the applicable accounting standards and other accounting principles generally accepted in India of the net profit, other comprehensive income and other financial information of the Company for the quarter and year ended 31<sup>st</sup> March 2021.

## Basis for Opinion

We conducted our audit in accordance with the Standards on Auditing (SAs) specified under section 143(10) of the Companies Act, 2013 (the "Act") as amended. Our responsibilities under those Standards are further described in the Auditor's Responsibilities for the Audit of the Standalone Financial Results section of our report. We are independent of the Company in accordance with the Code of Ethics issued by the Institute of Chartered Accountants of India together with the ethical requirements that are relevant to our audit of the financial statement under the provisions of the Act and the Rules thereunder, and we have fulfilled our other ethical responsibilities in





# Akshay Kirtikumar & Associates

Chartered Accountants

accordance with these requirements and the Code of Ethics. We believe that the audit evidence obtained by us is sufficient and appropriate to provide a basis for our opinion.

## Management's Responsibilities for the Standalone Financial Results


The statement has been prepared on the basis standalone annual financial statements. The Board of Directors of the Company are responsible for the preparation and presentation of the statement that give a true and fair view of the net profit and other comprehensive income of the Company and other financial information in accordance with the applicable accounting standards prescribed under Section 133 of the Act read with relevant rules issued thereunder and other accounting principles generally accepted in India and in compliance with Regulation 33 of the Listing Regulations. This responsibility also includes maintenance of adequate accounting records in accordance with the provisions of the Act for safeguarding of the assets of the Company and for preventing and detecting frauds and other irregularities; selection and application of the appropriate accounting policies; making judgments and estimates that are reasonable and prudent; and design, implementation and maintenance of adequate internal financial controls that were operating effectively for ensuring the accuracy and completeness of the accounting records, relevant to the preparation and presentation of the statement that gives a true and fair view and are free from material misstatements, whether due to fraud or error.

In preparing the statement, the Board of Directors are responsible for assessing the Company's ability to continue as a going concern, disclosing, as applicable, matters related to going concern and using going concern basis of accounting unless the Board of Directors either intends to liquidate the Company or to cease operations, or has no realistic alternative but to do so.

The Board of Directors is also responsible for overseeing the Company's financial reporting process.

## Auditor's Responsibilities for the Audit of the Standalone Financial Results

Our objectives are to obtain reasonable assurance about whether the statement as a whole is free from material misstatement, whether due to fraud or error, and to issue an auditor's report that includes our opinion. Reasonable assurance is a high level of assurance, but is not a guarantee that an audit conducted in accordance with SAs will always detect a material misstatement when it exists. Misstatements can arise from fraud or error and are considered material if, individually or in the aggregate, they





# Akshay Kirtikumar & Associates


Chartered Accountants

could reasonably be expected to influence the economic decisions of users taken on the basis of the statement.

As part of an audit in accordance with SAs, we exercise professional judgment and maintain professional skepticism throughout the audit. We also:

- Identify and assess the risks of material misstatement of the statement, whether due to fraud or error, design and perform audit procedures responsive to those risks, and obtain audit evidence that is sufficient and appropriate to provide a basis for our opinion. The risk of not detecting a material misstatement resulting from fraud is higher than for one resulting from error, as fraud may involve collusion, forgery, intentional omissions, misrepresentations, or the override of internal control.
- Obtain an understanding of internal control relevant to the audit in order to design audit procedures that are appropriate in the circumstances under section 143(3)(i) of the Act, we are also responsible for expressing our opinion on whether the Company has adequate internal financial controls with reference to financial statement in place and the operating effectiveness of such controls.
- Evaluate the appropriateness of accounting policies used and the reasonableness of accounting estimates and related disclosures made by the Board of Directors.
- Conclude on the appropriateness of the Board of Directors' use of the going concern basis of accounting and, based on the audit evidence obtained, whether a material uncertainty exists related to events or conditions that may cast significant doubt on the Company's ability to continue as a going concern. If we conclude that a material uncertainty exists, we are required to draw attention in our auditor's report to the related disclosures in the financial results or, if such disclosures are inadequate, to modify our opinion. Our conclusions are based on the audit evidence obtained up to the date of our auditor's report. However, future events or conditions may cause the Company to cease to continue as a going concern.
- Evaluate the overall presentation, structure and content of the statement, including the disclosures, and whether the statement represents the underlying transactions and events in a manner that achieves fair presentation.

We communicate with those charged with governance regarding, among other matters, the planned scope and timing of the audit and significant audit findings, including any significant deficiencies in internal control that we identify during our audit.





# Akshay Kirtikumar & Associates

Chartered Accountants

We also provide those charged with governance with a statement that we have complied with relevant ethical requirements regarding independence, and to communicate with them all relationships and other matters that may reasonably be thought to bear on our independence, and where applicable, related safeguards.

## Other Matter

The Statement includes the results for the quarter ended 31<sup>st</sup> March 2021 being the balancing figure between the audited figures in respect of the full financial year ended 31<sup>st</sup> March 2021 and the published unaudited year to date figures up to the third quarter of the current financial year, which were subjected to a limited review by us, as required under the Listing Regulations.

**For Akshay Kirtikumar & Associates**

*Chartered Accountants*

**Firm's Registration No.138182W**

**Akshay K. Shah**

*Proprietor*

**Membership No.: 155729**

**UDIN - 21155729AAAABQ2933**



**Mumbai, 28<sup>th</sup> May, 2021.**





# Akshay Kirtikumar & Associates

Chartered Accountants

**Independent Auditor's Report on consolidated audited quarterly and year to date financial results of the Company Pursuant to the Regulation 33 of the SEBI (Listing Obligations and Disclosure Requirements) Regulations, 2015.**

## INDEPENDENT AUDITOR'S REPORT

To  
The Board of Directors of  
**Fiberweb (India) Limited**

### Report on the audit of the Consolidated Financial Results

#### Opinion

We have audited the accompanying Statement of Consolidated Financial Results of **FIBERWEB (INDIA) LIMITED** (the "holding company") and have reviewed its subsidiary (holding company and its subsidiaries together referred to as "the Group"), for the quarter and year ended 31<sup>st</sup> March 2021 ("the Statement"), being submitted by the holding company pursuant to the requirement of Regulation 33 of the SEBI (Listing Obligations and Disclosure Requirements) Regulations, 2015, as amended ("Listing Regulations"). Attention is drawn to the fact that the consolidated figures for the corresponding quarter and year ended 31<sup>st</sup> March 2021, as reported in the statement have been approved by the holding company's Board of Directors, but have not been subjected to audit.

In our opinion and to the best of our information and according to the explanations given to us, and based on the consideration of the reports of the other auditors on separate financial statements/ financial information of subsidiary, the statement:

- a) include the unaudited results of the following entity: **SHETH NON-WOVEN TRADING FZE**
- b) is presented in accordance with the requirements of Regulation 33 of the Listing Regulations, as amended; and
- c) gives a true and fair view, in conformity with the applicable accounting standards, and other accounting principles generally accepted in India, of consolidated total comprehensive income and other financial information of the Group for the quarter and year ended 31<sup>st</sup> March 2021.





# Akshay Kirtikumar & Associates

Chartered Accountants

## Basis for Opinion

We conducted our audit in accordance with the Standards on Auditing (SAs) specified under section 143(10) of the Companies Act, 2013 (the Act). Our responsibilities under those Standards are further described in the Auditor's Responsibilities for the Audit of the Consolidated Financial Results section of our report. We are independent of the Group, in accordance with the Code of Ethics issued by the Institute of Chartered Accountants of India together with the ethical requirements that are relevant to our audit of the financial statements under the provisions of the Companies Act, 2013 and the Rules thereunder, and we have fulfilled our other ethical responsibilities in accordance with these requirements and the Code of Ethics. We believe that the audit evidence obtained by us and other auditors in terms of their reports referred to in "Other Matter" paragraph below, is sufficient and appropriate to provide a basis for our opinion.

## Management's Responsibilities for the Consolidated Financial Results

These quarterly statements as well as the year to date consolidated financial results have been prepared on the basis of the annual financial statements.

The Holding Company's Board of Directors are responsible for the preparation and presentation of these consolidated financial results that give a true and fair view of the net profit and other comprehensive income and other financial information of the Group in accordance with the recognition and measurement principles laid down in Accounting Standard prescribed under Section 133 of the Act read with relevant rules issued thereunder and other accounting principles generally accepted in India and in compliance with Regulation 33 of the Listing Regulations. The respective Board of Directors of the companies included in the Group are responsible for maintenance of adequate accounting records in accordance with the provisions of the Act for safeguarding of the assets of the Group and for preventing and detecting frauds and other irregularities; selection and application of appropriate accounting policies; making judgments and estimates that are reasonable and prudent; and the design, implementation and maintenance of adequate internal financial controls, that were operating effectively for ensuring accuracy and completeness of the accounting records, relevant to the preparation and presentation of the consolidated statement that give a true and fair view and are free from material misstatement, whether due to fraud or error, which have been used for the purpose of preparation of the consolidated statement by the Directors of the Holding Company, as aforesaid.





# Akshay Kirtikumar & Associates

Chartered Accountants

In preparing the consolidated statement, the respective Board of Directors of the companies included in the Group are responsible for assessing the ability of the Group to continue as a going concern, disclosing, as applicable, matters related to going concern and using the going concern basis of accounting unless the respective Board of Directors either intends to liquidate the Group or to cease operations, or has no realistic alternative but to do so.


The respective Board of Directors of the companies included in the Group are responsible for overseeing the financial reporting process of the Group.

## **Auditor's Responsibilities for the Audit of the Consolidated Financial Results**

Our objectives are to obtain reasonable assurance about whether the consolidated statement as a whole are free from material misstatement, whether due to fraud or error, and to issue an auditor's report that includes our opinion. Reasonable assurance is a high level of assurance, but is not a guarantee that an audit conducted in accordance with SAs will always detect a material misstatement when it exists. Misstatements can arise from fraud or error and are considered material if, individually or in the aggregate, they could reasonably be expected to influence the economic decisions of users taken on the basis of these consolidated statement.

As part of an audit in accordance with SAs, we exercise professional judgment and maintain professional skepticism throughout the audit. We also:

- Identify and assess the risks of material misstatement of the consolidated statement, whether due to fraud or error, design and perform audit procedures responsive to those risks, and obtain audit evidence that is sufficient and appropriate to provide a basis for our opinion. The risk of not detecting a material misstatement resulting from fraud is higher than for one resulting from error, as fraud may involve collusion, forgery, intentional omissions, misrepresentations, or the override of internal control.
- Obtain an understanding of internal control relevant to the audit in order to design audit procedures that are appropriate in the circumstances, but not for the purpose of expressing an opinion on the effectiveness of the company's internal control.
- Evaluate the appropriateness of accounting policies used and the reasonableness of accounting estimates and related disclosures made by the Board of Directors.
- Conclude on the appropriateness of the Board of Directors' use of the going concern basis of accounting and, based on the audit evidence obtained, whether a material





# Akshay Kirtikumar & Associates

Chartered Accountants

uncertainty exists related to events or conditions that may cast significant doubt on the ability of the Group to continue as a going concern. If we conclude that a material uncertainty exists, we are required to draw attention in our auditor's report to the related disclosures in the consolidated statement or, if such disclosures are inadequate, to modify our opinion. Our conclusions are based on the audit evidence obtained up to the date of our auditor's report. However, future events or conditions may cause the Group and its associates and jointly controlled entities to cease to continue as a going concern.

- Evaluate the overall presentation, structure and content of the consolidated statement, including the disclosures, and whether the consolidated statement represents the underlying transactions and events in a manner that achieves fair presentation.
- Obtain sufficient appropriate audit evidence regarding the financial results/financial information of the entities within the Group to express an opinion on the consolidated statement. We are responsible for the direction, supervision and performance of the audit of financial information of such entities included in the consolidated statement of which we are the independent auditors. For the other entities included in the consolidated statements, which have been audited by other auditors, such other auditors remain responsible for the direction, supervision and performance of the audits carried out by them. We remain solely responsible for our audit opinion.

We communicate with those charged with governance of the Holding Company and such other entities included in the consolidated statement of which we are the independent auditors regarding, among other matters, the planned scope and timing of the audit and significant audit findings, including any significant deficiencies in internal control that we identify during our audit.

We also provide those charged with governance with a statement that we have complied with relevant ethical requirements regarding independence, and to communicate with them all relationships and other matters that may reasonably be thought to bear on our independence, and where applicable, related safeguards.

We also performed procedures in accordance with the circular issued by the SEBI under Regulation 33(8) of the Listing Regulations, as amended, to the extent applicable.





# Akshay Kirtikumar & Associates

Chartered Accountants

## Other Matters

The consolidated financial results include the unaudited financial results of SHETH NON-WOVEN TRADING FZE, the subsidiary, whose annual Financial Statements reflect Group's share of total assets of Rs. 1,88,62,29,978 as at 31<sup>st</sup> March 2021, Group's share of total revenue of Rs. 1,08,63,16,174 and Group's share of total net profit after tax of Rs. 14,37,16,533 for the year ended 31<sup>st</sup> March 2021, as considered in the consolidated statement, which have been unaudited by their respective independent auditors. The independent auditors' past reports on annual financial statements/financial results/financial information of these entities have been furnished to us and our opinion on the consolidated statement, in so far as it relates to the amounts and disclosures included in respect of these entities, is based solely on the past report of such auditors and the procedures performed by us are as stated in paragraph above.

Our opinion on the consolidated financial results is not modified in respect of the above matters with respect to our reliance on the work done and the reports of the other auditors and the Financial Results/ financial information certified by the Board of Directors.

**For Akshay Kirtikumar & Associates**


*Chartered Accountants*

**Firm's Registration No.138182W**

**Akshay K. Shah**

*Proprietor*

**Membership No.: 155729**



**UDIN - 21155729AAAABR1570**

**Mumbai, 28<sup>th</sup> May, 2021.**



# Fiberweb (India) Limited

Manufacturers of : Spunbond Nonwoven Fabrics

Date: 28<sup>th</sup> May, 2021

To,  
BSE Limited,  
Phiroze Jeejeebhoy Towers,  
Dalal Street, Fort,  
Mumbai - 400 001

Sub: Declaration pursuant to Regulation 33(3)(d) of the SEBI (Listing Obligation and Disclosure Requirements) Regulations, 2015 in respect of Audit Report with unmodified opinion.

Dear Sir / Madam,

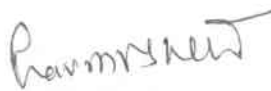
In compliance with Regulation 33(3) (d) of SEBI (Listing Obligations & Disclosure Requirements) Regulations, 2015, I Pravin V. Sheth, (DIN: 00138797), Director of the Company, hereby declare that the Statutory Auditor of the Company, Akshay Kirtikumar & Associates, Chartered Accountant (FRN: 138182W) have issued Auditor's Report with unmodified opinion on Standalone and Consolidated Audited Financial Results of the Company for the 4<sup>th</sup> quarter and year ended March 31, 2021.

Kindly take same on record.

Thanking you,

Yours faithfully,

For Fiberweb (India) Limited

  
Pravin V. Sheth  
Director  
DIN: 00138797



**Product is manufactured in the plant, where the Management system is certified for ISO 9001:2015, 14001:2015, OHSAS 18001:2007**

Mumbai : "KIRAN", Ground Floor, 128 Bhaudaji Road, Matunga, Mumbai - 400019.  
Phone : 91 (22) 2404 4855 / 76 / 2408 2689 / 90 Fax : 91 (22) 2404 4853  
Regd. Office: Airport Road, Kadaiya, Nani Daman, (U.T.) - 396 210.  
& Works Phone : 91 (260) 222 0766/0458/1458/1858/0958 Fax : 91 (260) 2220758  
E-mail : fiberweb@vsnl.net.fiberweb@fiberwebindia.com  
Website : fiberwebindia.com



ISO 9001:2015, 14001:2015, OHSAS 18001:2007

**CIN NO. L25209DD1985PLC004694**