



J. A. Finance Limited

PAN : AAACJ7671B
CIN : L65999WB1993PLC058703

"Punwani Chambers" 1st Floor, 7B, Kiran Shankar Roy Road, Kolkata-700 001, Phone : +91 33 2248 0150/2545, E-mail : aslcal@aslgroup.in

Date: 14/11/2023

To The Manager Corporate Relationship Department, BSE Limited P. J. Towers, Dalal Street, Mumbai-400001 Scrip Code: BSE-543860	To The Manager Listing Department The Calcutta Stock Exchange Limited 7, Lyons Range, Dalhousie, Kolkata-700001, West Bengal Scrip Code: 20067
---	---

Sir/ Madam,

Subject: Intimation about outcome of the Board Meeting held today 14th October, 2023.

The Board of Directors of the Company at its meeting held on today **14th October, 2023**, has inter alia:

1. Approved the Standalone Un-Audited Financial Results for the quarter ended **September, 2023** prepared in terms of Regulation 33 of the SEBI (Listing Obligations and Disclosure Requirements) Regulations, 2015.
2. Noted and taken on record the Limited Review Report on the Un-Audited Financial Results for the quarter ended **September, 2023**.

Please find enclosed the Standalone Un-Audited Financial Results and the Limited Review Report for the quarter ended **September, 2023**.

Further, with reference to our intimation dated 4th October, 2023 and pursuant to Securities and Exchange Board of India (Prohibition of Insider Trading) Regulations, 2015 and amendment made time to time till date and according to Company's Code of Conduct, the trading window for trading in securities of the Company will be opened after 48 hours of declaration of the attached financial result for the quarter ended **September, 2023** for Designated persons, Designated employees and their Immediate relatives.

The Board Meeting was commenced at 4:15 P.M. and concluded at 5.05 P.M. Kindly take on the record and acknowledge the receipt.

Thanking You,

For, J. A. Finance Limited

Raju Patro

Company Secretary




Independent Auditor's Review Report on the Quarterly Unaudited Financial Results of the Company Pursuant to the Regulation 33 of the SEBI (Listing Obligations and Disclosure Requirements) Regulations, 2015, as amended

**Review Report to
The Board of Directors
J. A. Finance Ltd**

1. We have reviewed the accompanying statement of unaudited financial results of M/s. **J. A. Finance Ltd** ("the Company") [CIN: - L65999WB1993PLC058703] for the quarter ended September 30, 2023 and the year to date results for the period April 01, 2023 to September 30, 2023 ("the Statement") attached herewith, being submitted by the company pursuant to the requirement of Regulations 33 of SEBI (Listing Obligations and Disclosure Requirements) Regulations, 2015 as amended.
2. This Statement, which is the responsibility of the Company's Management and approved by the Company's Board of Directors, has been prepared in accordance with the recognition and measurement principles laid down in the Indian Accounting Standard 34 "Interim Financial Reporting" ("Ind AS 34"), prescribed under Section 133 of the Companies Act, 2013 read with relevant rules issued there under and other accounting principles generally accepted in India. Our responsibility is to issue a report on the Statement based on our review.
3. We conducted our review of the Statement in accordance with the Standard on Review Engagements (SRE) 2410 "Review of Interim Financial Information Performed by the Independent Auditor of the Entity", issued by the Institute of Chartered Accountants of India (ICAI). This Standard requires that we plan and perform the review to obtain moderate assurance as to whether the Statement is free of material misstatement. A review is limited primarily to inquiries of company personnel and analytical procedure applied to financial data and thus provides less assurance than an audit. We have not performed an audit and, accordingly, we do not express an audit opinion.
4. Based on our review conducted as stated in Paragraph 3 above, nothing has come to our attention that causes us to believe that the accompanying Statement of Unaudited Financial Results prepared in accordance with applicable Indian Accounting Standard specified under section 133 of the Companies Act, 2013 as amended, read with relevant rules issued thereunder and other recognized accounting practices and policies, has not disclosed the information required to be disclosed in terms of Regulation 33 of the SEBI (Listing Obligations and Disclosure Requirements) Regulations, 2015, as amended, including the manner in which it is to be disclosed, or that it contains any material misstatement.

For S.K. Naredi & Co.
Chartered Accountants
ICAI Firm Regn. No.003333C


(Rahul Naredi)
Partner
M.No. 302632



UDIN - 23302632BGSDKO8621

Jamshedpur, India.
November 14, 2023


J.A.FINANCE LTD.

Unaudited Balance Sheet as at September 30, 2023

(Rs in Lakhs)

Particulars	As at September 30, 2023	As at March 31, 2023
I. ASSETS		
1 FINANCIAL ASSETS		
(a) Cash and Cash Equivalents	0.17	0.57
(b) Bank Balance other than (a) above	(0.91)	61.92
(c) Receivables		
(i) Trade Receivables	-	-
(d) Loans	2,114.10	2,338.35
(e) Investments	324.59	260.01
	2,437.96	2,660.85
2 NON-FINANCIAL ASSETS		
(a) Current Tax Assets (Net)	32.19	35.94
(b) Property, Plant and Equipment	0.35	0.41
(c) Other Non - Financial assets	22.65	25.39
	55.20	61.75
TOTAL ASSETS	2,493.16	2,722.60
II. LIABILITIES AND EQUITY		
LIABILITIES		
1 FINANCIAL LIABILITIES		
(a) Payables	-	-
(I) Trade Payables		
(i) Total outstanding dues of micro enterprises and small enterprises	0.01	0.05
(ii) Total outstanding dues of Creditors other than micro enterprises and small	0.50	0.02
(II) Other Payables		
(i) Total outstanding dues of micro enterprises and small enterprises	-	-
(ii) Total outstanding dues of Creditors other than micro enterprises and small	-	-
(b) Borrowings (Other than Debt Securities)	538.50	812.50
(c) Other Financial Liabilities	6.99	4.17
	546.00	816.75
2 NON - FINANCIAL LIABILITIES		
(a) Current Tax Liabilites (Net)	-	-
(b) Provisions	-	-
(c) Deferred Tax Liabilities (Net)	12.90	12.90
(d) Other Non- Financial Liabilities	2.22	3.08
	15.12	15.98
EQUITY		
(a) Equity Share Capital	1,064.87	1,064.87
(b) Other Equity	867.17	825.00
	1,932.04	1,889.87
TOTAL LIABILITIES AND EQUITY	2,493.16	2,722.60

For and on behalf of the Board
For J.A. Finance Ltd.
(CIN: L65999WB1993PLC058703)


(Akshay Goyal)
Managing Director
(DIN - 00201393)

Jamshedpur, India.
Dated :- 14.11.2023

J.A.FINANCE LTD.
Unaudited Statement of Profit and Loss for the quarter and half year ended on September 30, 2023
(Rs in Lakhs)

Particulars	Quarter ended			Half Year ended		Year ended
	September 30, 2023	June 30, 2023	September 30, 2022	September 30, 2023	September 30, 2022	March 31, 2023
	(unaudited)	(unaudited)	(unaudited)	(unaudited)	(unaudited)	(audited)
I. Revenue from operations						
(a) Interest Income	76.26	89.59	59.35	165.84	115.48	236.34
(b) Fees and Commission Income	2.50	7.50	-	10.00	-	3.80
(c) Net Gain on Fair Value Changes	2.65	2.71	(0.02)	5.36	0.69	(22.29)
Total Revenue From Operations	81.41	99.80	59.33	181.21	116.17	217.86
II. Other Income	-	-	-	-	-	-
III. Total Income (I + II)	81.41	99.80	59.33	181.21	116.17	217.86
IV. Expenses:						
(a) Finance Costs	29.85	39.45	14.46	69.30	26.85	64.04
(b) Impairment on Financial Instruments	(4.68)	4.12	0.58	(0.56)	0.58	0.63
(c) Employee benefits expenses	15.31	15.30	16.40	30.61	30.33	60.82
(d) Depreciation, amortisation and impairment	0.03	0.03	0.03	0.06	0.06	0.12
(e) Other Expenses	2.27	14.23	5.72	16.50	11.60	29.98
Total expenses (IV)	42.77	73.14	37.19	115.91	69.42	155.59
V. Profit/(loss) before exceptional items and tax (III - IV)	38.64	26.66	22.14	65.30	46.75	62.26
VI. Exceptional items	-	-	-	-	-	-
VII. Profit/(loss) before tax (V + VI)	38.64	26.66	22.14	65.30	46.75	62.26
VIII Tax expense:						
(a) Current tax	9.72	6.71	5.57	16.43	11.77	21.69
(b) Deferred tax	-	-	-	-	-	-
(c) Adjustment of taxes of earlier year	(0.00)	0.01	-	0.01	0.01	0.01
Total tax expense (VIII)	9.72	6.72	5.57	16.44	11.78	21.71
IX. Profit/(loss) for the year (VII - VIII)	28.91	19.94	16.57	48.86	34.98	40.55
X. Other comprehensive income/(loss)						
A Items that will not be reclassified to profit or loss:						
(a) Re-measurement of losses on defined benefit plans	-	-	-	-	-	-
(a) Net gain / (loss) on Equity instruments through OCI	(6.69)	-	(10.24)	(6.69)	(10.24)	(10.24)
(b) Income tax relating to items that will not be reclassified to profit or loss	-	-	-	-	-	2.58
Subtotal (A)	(6.69)	-	(10.24)	(6.69)	(10.24)	(7.66)
B. Items that will be reclassified to profit or loss						
(a) Net gain / (loss) on debt instruments through OCI	-	-	-	-	-	-
(b) Income tax relating to items that will be reclassified to profit or loss	-	-	-	-	-	-
Subtotal (B)	-	-	-	-	-	-
Other comprehensive income/(loss) for the year (A + B)	(6.69)	-	(10.24)	(6.69)	(10.24)	(7.66)
XI. Total Comprehensive Income/(Loss) for the year (IX+X)	22.22	19.94	6.33	42.17	24.74	32.89
XII. Earnings per share:						
Face Value Rs. 10 each:						
Basic	0.27	0.19	0.16	0.46	0.33	0.38
Diluted	0.27	0.19	0.16	0.46	0.33	0.38

For and on behalf of the Board
For J.A. Finance Ltd.
(CIN: L65999WB1993PLC058703)



(Akshay Goyal)
Managing Director
(DIN - 00201393)


Jamshedpur, India.
Dated :- 14.11.2023

J.A.FINANCE LTD.**Unaudited Statement of Cash Flows**

For the quarter ended on September 30, 2023

Particulars	(Rs. In Lakhs)	
	Quarter ended September 30 , 2023	Quarter ended September 30 , 2022
A) Cash flows from Operating activities		
Profit before exceptional items and taxes	65.30	46.75
Adjustments for Non - cash Expenses		
Prior Period Tax Expense	0.01	-
Depreciation and amortisation expense	0.06	0.06
Fair values changes	(5.36)	(0.69)
Impairment on financial instruments	(0.56)	0.58
Interest Paid	69.30	26.85
Cash flows from operating activities before working capital changes	128.75	73.55
Adjustment for working capital changes :		
(Increase)/decrease in Loans	224.25	(231.28)
(Increase)/decrease in current tax assets	3.75	(10.10)
(Increase)/decrease in other non-financial assets	2.74	(0.20)
Increase/(decrease) in Receivables	-	-
Increase /(decrease) in other financial liabilities	2.82	1.31
Increase/(decrease) in Payables	0.44	-
Increase/(decrease) in other non-financial liabilities	(0.86)	(3.15)
Cash generated from operations	361.87	(169.86)
Income tax paid	(21.79)	-
Net cash flows from operating activities (A)	340.08	(169.86)
B) Cash flows from Investing activities		
Purchase of property, plant and equipments	-	-
Proceeds from sale of property, plant and equipment	-	-
Purchase of investments at amortised cost	(60.00)	(6.64)
Proceeds from sale of investments at amortised cost	-	-
Net cash used in investing activities (B)	(60.00)	(6.64)
C) Cash flows from Financing activities		
Proceeds from Borrowings (Other than Debt Securities)	(274.00)	247.50
Interest Paid	(69.30)	(26.85)
Dividend paid (including tax on dividend)	-	-
Net cash from/(used in) financing activities (C)	(343.30)	220.65
Net increase/(decrease) in cash and cash equivalents (A + B + C)	(63.23)	44.15
Cash and cash equivalents as at April 1 (opening balance)	62.49	1.80
Cash and cash equivalents as at September 30 (closing balance)	(0.74)	45.95
Cash and cash equivalents as at period end:		
Cash on hand	0.17	1.06
Balances with banks in current accounts	(0.91)	44.89
Term deposits with maturity of less than three months	-	-
Total	(0.74)	45.95

For and on behalf of the Board
For J.A. Finance Ltd.
(CIN: L65999WB1993PLC058703)


(Akshay Goyal)
Managing Director
(DIN - 00201393)

Jamshedpur, India.
Dated :- 14.11.2023

J A Finance Ltd

NOTES:

1. The above financial results of the Company have been prepared in accordance with Indian Accounting Standards ('Ind AS') notified under the Companies (Indian Accounting Standards) Rules, 2015 as amended by the Companies (Indian Accounting Standards) Rules, 2016 and accordingly, these financial results together with the results for the comparative reporting period have been prepared in accordance with the recognition and measurement principles laid down in Indian Accounting Standard 34 "Interim Financial Reporting" ("Ind AS 34"), prescribed under Section 133 of the Companies Act, 2013 ("the Act"), and other recognized accounting practices generally accepted in India and in compliance with Regulation 33 of the SEBI (Listing Obligations and Disclosure Requirements) Regulations, 2015, as amended (the "Listing Regulations"). Any application guidance/ clarifications/ directions issued by the Reserve Bank of India or other regulators are implemented as and when they are issued/ applicable.
2. The above is an extract of the detailed format of Quarterly Financial Results filed with the Stock Exchanges under Regulations 33 of the SEBI (Listing and Other Disclosure Requirements) Regulations, 2015.
3. The unaudited results for the quarter and half year ended September 30, 2023 have been subject to Limited review by Statutory Auditor.
4. The above financial results have been reviewed by the Audit committee and on its recommendation have been approved by Board of Directors at its meetings held on 14.11.2023.
5. The Company is primarily engaged in the business of NBFC activity and there are no separate reportable segments identified as per Ind AS 108 - Segment Reporting.
6. Disclosures in compliance with Regulations 52(4) of the SEBI (Listing Obligations and Disclosures Requirements) Regulations, 2015 quarter and half year ended September 30, 2023 are attached as Annexure.
7. The figure for the previous quarter/period has been regrouped/rearranged wherever necessary to conform to the current period presentation.

For or behalf of Board of Directors of

J.A.Finance Ltd.



(Akshay Goyal)
Managing Director
DIN – 00201393

Place :- Jamshedpur

Date :- 14.11.2023

J.A.FINANCE LTD.

CIN :- L65999WB1993PLC058703

7B, Kiran Shankar Roy Road, 1st Floor, Punwani Chambers, Kolkata - 700001 (West Bengal)

Extract of Unaudited Financial Results for the Quarter and half year ended 30th September' 2023

Particulars	(Rs In Lakhs)					
	Quarter Ended			Half Year ended		Year Ended
	30.09.2023	30.06.2023	30.09.2022	30.09.2023	30.09.2022	31.03.2023
	Unaudited	Unaudited	Unaudited	Unaudited	Unaudited	Audited
Total Income from Operations (Net)	81.41	99.80	59.33	181.21	116.17	217.86
Net Profit / (Loss) from ordinary activities after tax	28.91	19.94	16.57	48.86	34.98	40.55
Net Profit / (Loss) for the period after tax (after extraordinary items)	28.91	19.94	16.57	48.86	34.98	40.55
Total Comprehensive Income for the period (Comprising Profit/ (Loss) for the period (after tax) and other comprehensive income (after tax))	28.91	19.94	6.33	42.17	24.74	32.89
Equity Share Capital (Face value of Rs 10/- each)	1,064.87	1,064.87	1,064.87	1,064.87	1,064.87	1,064.87
Other Equity as shown in Audited Balance Sheet of the previous year	825.00	825.00	1,336.68	825.00	1,366.68	825.00
Earnings Per Share (before extraordinary items) (of Rs 10/- each)						
Basic:	0.27	0.19	0.16	0.46	0.33	0.38
Diluted:	0.27	0.19	0.16	0.46	0.33	0.38
Earnings Per Share (for continuing & discontinued operations) (of Rs 10/- each)						
Basic:	0.27	0.19	0.16	0.46	0.33	0.38
Diluted:	0.27	0.19	0.16	0.46	0.33	0.38


Note:
The above is an extract of the detailed format of Quarterly Financial Results filed with the Stock Exchanges under Regulations 33 of the SEBI (Listing and Other Disclosure Requirements) Regulations, 2015.

The above financial results have been reviewed by the Audit committee and on its recommendation have been approved by Board of Directors at its meetings held on 14.11.2023

The Company is primarily engaged in the business of financing and there are no separate reportable segments identified as per Ind AS 108 - Segment Reporting.

The figure for the previous quarter/period have been regrouped/rearranged wherever necessary to conform to the current period presentation.

For on behalf of Board of Directors of
J A Finance Ltd
CIN :- L65999WB1993PLC058703



(Akshay Goyal)
Managing Director
DIN - 00201393

Place: Jamshedpur
Dated : 14.11.2023

J.A.FINANCE LTD.

CIN :- L65999WB1993PLC058703

Information as required by Regulation 52(4) of the Securities and Exchange Board of India (Listing Obligations and Disclosure Requirements) Regulations, 2015

Sr No	Particulars	Quarter ended			Half Year ended		Year Ended
		30.09.2023 (Unaudited)	30.06.2023 (Unaudited)	30.09.2022 (Unaudited)	30.09.2023 (Unaudited)	30.09.2022 (Unaudited)	31.03.2023 (Audited)
1	Debt-Equity Ratio	0.28	1.24	0.38	0.28	0.38	0.43
2	Debt Service Coverage Ratio	NA	NA	NA	NA	NA	NA
3	Interest Service Coverage Ratio	NA	NA	NA	NA	NA	NA
4	Outstanding Redeemable Preference Share (Qty)	Nil	Nil	Nil	Nil	Nil	Nil
5	Outstanding Redeemable Preference Share (Value)	Nil	Nil	Nil	Nil	Nil	Nil
6	Capital Redemption Reserve (Rs in Lakhs)	222.95	222.95	222.95	222.95	222.95	222.95
7	Debenture Redemption Reserve	Nil	Nil	Nil	Nil	Nil	Nil
8	Networth (Rs in lakhs)	1,932.04	1,909.82	1,881.71	1,932.04	1,881.71	1,889.87
9	Net Profit after Tax (Rs in lakhs)	28.91	19.94	16.57	40.55	34.98	40.55
10	Earnings per Equity Share						
	Basic (Rs)	0.27	0.19	0.16	0.46	0.33	0.38
	Diluted (Rs)	0.27	0.19	0.16	0.46	0.33	0.38
11	Current Ratio	NA	NA	NA	NA	NA	NA
12	Long Term Debt to Working Capital	NA	NA	NA	NA	NA	NA
13	Bad debts to Accounts Receivable Ratio	NA	NA	NA	NA	NA	NA
14	Current Liability Ratio	NA	NA	NA	NA	NA	NA
15	Total Debts to Total Assets	0.22	0.55	0.27	0.27	0.27	0.30
16	Debtors Turnover	NA	NA	NA	NA	NA	NA
17	Inventory Turnover	NA	NA	NA	NA	NA	NA
18	Operating Margin (%)	NA	NA	NA	NA	NA	NA
19	Net Profit Margin (%)	35.52%	19.98%	27.92%	18.61%	30.11%	18.61%
20	Sector Specific equivalent ratios						
	Capital Adequacy Ratio (%)	78.97%	44.87%	73.34%	78.97%	73.34%	72.21%
	Gross NPA ratio (%)	-	-	-	-	-	-
	Net NPA ratio (%)	-	-	-	-	-	-
	NPA Provision Coverage Ratio (%)	-	-	-	-	-	-

i) Certain ratios/ line items marked with remark "N/A" are not applicable since the Company is a NBFC registered with RBI

ii) Debt Equity Ratio = [Debt Securities + Borrowings(Other than Debt Securities) + Deposits + Subordinated Liabilities]/[Equity Share Capital+Other Equity

iii) Net Worth = [Equity Share Capital + Other Equity]

iv) Total debts to total Assets = [Debt Securities + Borrowings(Other than Debt Securities) + Deposits + Subordinated Liabilities]/ Total Assets

v) Net Profit Margin (%) = Profit After Tax / Total Income

vi) Capital Adequacy Ratio has been computed as per RBI guidelines

vii) Gross-NPA Ratio = Gross Stage 3 loans / Gross Loans

viii) Net NPA Ratio = Net Stage 3 Loans / (Gross loans - ECL on stage 3 loans) where Net stage 3 loan = Gross Stage 3 loans - ECL on stage 3 loans

ix) NPA Provision Coverage Ratio = ECL on Stage 3 loans / Gross stage 3 loans

x) Liquidity Coverage Ratio has been computed as per RBI guidelines

xi) NPA = Non Performing Assets