



# KIRLOSKAR BROTHERS LIMITED

A Kirloskar Group Company

Enriching Lives

SEC/ F:23

May 11, 2023

BSE Limited  
Corporate Relationship Department,  
2<sup>nd</sup> Floor, New Trading Ring,  
Phiroze Jeejeebhoy Towers,  
Dalal Street,  
Mumbai-400001.

National Stock Exchange of India Ltd.,  
5<sup>th</sup> Floor, Exchange Plaza,  
Bandra (East)  
Mumbai – 400 051.

(BSE Scrip Code – 500241)

(NSE Symbol - KIRLOSBROS)

Dear Sir/Madam,

**Sub: Audited Financial Results for the Quarter and Financial Year ended on March 31, 2023**

**Ref: Regulation 33 of the SEBI (Listing Obligations and Disclosure Requirements) Regulations, 2015**

In terms of the subject referred regulations, please find enclosed herewith the Audited Financial Results of the Company for the quarter and financial year ended on March 31, 2023.

We would like to inform that M/s. Sharp and Tannan, Chartered Accountants (Firm Registration No.109983W), Statutory Auditors of the Company have issued Audit Report with unmodified opinion on the Audited Standalone Financial Results for the quarter and financial year ended on March 31, 2023 and Audited Consolidated Financial Results for the quarter and financial year ended on March 31, 2023.

Please find attached the Audit Report along with unmodified opinion on the Audited Standalone Financial Results for the quarter and financial year ended on March 31, 2023 and Audited Consolidated Financial Results for the quarter and financial year ended on March 31, 2023.


The said Audited Financial Results have been reviewed by the Audit Committee at its meeting held on May 10, 2023 and approved by the Board of Directors at its meetings held on May 11, 2023.

This is for your information and records.

Thanking you,

Yours faithfully,  
For KIRLOSKAR BROTHERS LIMITED

  
Devang Trivedi  
Secretary



Encl: As above



## KIRLOSKAR BROTHERS LIMITED

A Kirloskar Group Company

Enriching Lives

SEC/ F:23

May 11, 2023

BSE Limited  
Corporate Relationship Department,  
2<sup>nd</sup> Floor, New Trading Ring,  
PhirozeJeejeebhoy Towers,  
Dalal Street,  
Mumbai-400001.

National Stock Exchange of India Ltd.,  
5<sup>th</sup> Floor, Exchange Plaza,  
Bandra (East)  
Mumbai – 400 051.

**(BSE Scrip Code – 500241)**

**(NSE Symbol - KIRLOSBROS)**

Dear Sir/Madam,

### **Sub: Declaration of an unmodified Opinion**

We would like to inform that M/s. Sharp and Tannan, Chartered Accountants (Firm Registration No.109983W) Statutory Auditors of the Company have issued Audit Report with an unmodified opinion on the Audited Standalone Financial Results for the quarter and financial year ended on March 31, 2023 and Audited Consolidated Financial Results for the quarter and financial year ended on March 31, 2023.

You are requested to take the same on records.

Thanking you,

Yours faithfully,

For **KIRLOSKAR BROTHERS LIMITED**

  
De vang Trivedi  
Company Secretary



Audited Statement of Standalone Financial Results for the Quarter and Year ended 31 March 2023

(Rupees in Million)


Sr.No.	Particulars	Quarter Ended			Year ended	
		31.03.2023	31.12.2022	31.03.2022	31.03.2023	31.03.2022
		Refer Note 3	Unaudited	Refer Note 3	Audited	Audited
1	Total Income from Operations	8,094	6,158	7,725	25,729	22,016
2	Net Profit / (Loss) for the period (before Tax, Exceptional and Extraordinary Items )	1,072	647	828	2,212	1,362
3	Net Profit / (Loss) for the period before Tax (after Exceptional and Extraordinary items )	1,072	594	577	2,073	1,111
4	Net Profit / (Loss) for the period after Tax (after Exceptional and Extraordinary items )	795	445	374	1,526	782
5	Total Comprehensive income for the period [Comprising Profit / (Loss) for the period (after tax) and Other Comprehensive Income (after tax)]	795	437	415	1,501	810
6	Equity Share Capital	159	159	159	159	159
7	Reserves excluding Revaluation Reserves as per audited balance sheet of previous accounting year				12,358	11,095
8	Earnings Per Share (Face Value of Rs. 2/- each) (from continuing operations) (not annualized)					
	(a) Basic	10.01	5.60	4.71	19.22	9.85
	(b) Diluted	10.01	5.60	4.71	19.22	9.85

Notes:

- The above is an extract of the detailed format of Quarterly/ Annual financial results filed with the stock Exchanges under Regulation 33 of the SEBI (Listing Obligations and Disclosure Requirements) Regulations, 2015. The full format of the Quarterly/ Annual Financial Results and Explanatory Notes are available on the Stock Exchange websites at [www.nseindia.com](http://www.nseindia.com) and [www.bseindia.com](http://www.bseindia.com) and on the company's website at [www.kirloskarpumps.com](http://www.kirloskarpumps.com).
- Company has made provision of Rs 139 million during year ended 31 March 2023 (PY Rs 251 million) towards impairment of its investment in the subsidiary company viz. 'The Kolhapur Steel Limited' This is considered as an exceptional item in the respective periods.
- The figures for the quarter ended 31 March 2023 and 31 March 2022 are the balancing figures between the audited figures in respect of the full financial year and the published year to date figures upto the end of third quarter of the respective financial year, which was subjected to Limited Review.
- The Board has recommended a final dividend of Rs. 4.50 per equity share. (225%) subject to approval of the shareholders.
- The Company has received dividend from its group companies of Rs 94.87 million during the quarter ended 31 March 2023 (PY- Rs 69.76 million) and Rs. 112.87 million during the year ended 31 March 2023 (PY - Rs 250.69 million)
- During the quarter ended 31 December 2022, one order of the company has crossed threshold for recognition of revenue as per extant rules followed consistently. Consequently, there is a favourable impact of Rs. 313 million on profit before tax during the quarter ended 31 December 2022.
- The Company's operations were partially affected by COVID during the first quarter of previous year. Consequently growth in revenue from operations in year ended 31 March 2023 is partially on account of lower base.

For Kirloskar Brothers Limited

Pune : 11 May 2023




*Sanjay Kirloskar*  
SANJAY KIRLOSKAR  
CHAIRMAN AND MANAGING DIRECTOR  
DIN: 00007885 *Ok*

**Audited Statement of Standalone Financial Results for the Quarter and Year ended 31 March 2023**

(Rupees in Million)

Sr. No.	Particulars	Quarter Ended			Year ended	
		31.03.2023	31.12.2022	31.03.2022	31.03.2023	31.03.2022
		Refer Note 2	Unaudited	Refer Note 2	Audited	Audited
1	Revenue from Operations	7,940	6,119	7,628	25,399	21,659
2	Other income	154	39	97	330	357
3	<b>Total income (1+2)</b>	<b>8,094</b>	<b>6,158</b>	<b>7,725</b>	<b>25,729</b>	<b>22,016</b>
4	<b>Expenses</b>					
	(a) Cost of Materials consumed	3,553	3,006	3,580	13,259	12,065
	(b) Purchase of stock-in-trade	383	349	389	1,554	1,322
	(c) Changes in inventories of finished goods, Stock-in-Trade and work-in-progress	696	(66)	695	(72)	(218)
	(d) Employee benefits expense	800	708	667	2,873	2,509
	(e) Finance costs	27	35	41	138	158
	(f) Depreciation and amortization expense	106	107	104	424	407
	(g) Other expenses	1,457	1,372	1,421	5,341	4,411
	<b>Total Expenses</b>	<b>7,022</b>	<b>5,511</b>	<b>6,897</b>	<b>23,517</b>	<b>20,654</b>
5	<b>Profit/(loss)before exceptional items and tax (3-4)</b>	<b>1,072</b>	<b>647</b>	<b>828</b>	<b>2,212</b>	<b>1,362</b>
6	Exceptional Item (Refer note 4)	-	53	251	139	251
7	<b>Profit/ (loss) before tax (5-6)</b>	<b>1,072</b>	<b>594</b>	<b>577</b>	<b>2,073</b>	<b>1,111</b>
8	<b>Tax expense</b>					
	(a) Current tax	322	191	197	661	328
	(b) Deferred tax	(45)	(42)	6	(114)	(35)
	(c) Short provision of earlier years	-	-	-	-	36
	<b>Total Tax expense</b>	<b>277</b>	<b>149</b>	<b>203</b>	<b>547</b>	<b>329</b>
9	<b>Profit / (Loss) after tax (7 - 8)</b>	<b>795</b>	<b>445</b>	<b>374</b>	<b>1,526</b>	<b>782</b>
10	<b>Other Comprehensive Income</b>					
	Items that will not be reclassified to profit or loss	(11)	(11)	40	(44)	22
	Income tax relating to items that will not be reclassified to profit or loss	11	3	1	19	6
	Items that will be reclassified to profit or loss	-	-	-	-	-
	Income tax relating to items that will be reclassified to profit or loss	-	-	-	-	-
	<b>Total Other Comprehensive Income</b>	<b>-</b>	<b>(8)</b>	<b>41</b>	<b>(25)</b>	<b>28</b>
11	<b>Total Comprehensive income [Comprising Profit / (Loss) (after tax) and Other Comprehensive Income (after tax)] (9+10)</b>	<b>795</b>	<b>437</b>	<b>415</b>	<b>1,501</b>	<b>810</b>




(Rupees in Million)

Sr. No.	Particulars	Quarter Ended			Year ended	
		31.03.2023	31.12.2022	31.03.2022	31.03.2023	31.03.2022
		Refer Note 2	Unaudited	Refer Note 2	Audited	Audited
12	Paid-up equity share capital (Face value of Rs. 2 each)	159	159	159	159	159
13	Reserves excluding revaluation reserves as per balance sheet				12,358	11,095
14	Earnings Per Share in Rs. (Face Value of Rs. 2/- each) (from continuing operations) (not annualized)					
	(a) Basic	10.01	5.60	4.71	19.22	9.85
	(b) Diluted	10.01	5.60	4.71	19.22	9.85

**Notes:**



- The above results have been reviewed by the Audit Committee on 10th May 2023 and approved by the Board of Directors at their meeting held on 11th May 2023.
- The figures for the quarter ended 31 March 2023 and 31 March 2022 are the balancing figures between the audited figures in respect of the full financial year and the published year to date figures upto the end of third quarter of the respective financial year, which was subjected to Limited Review.
- Company operates in single reporting segment of 'Fluid Machinery and Systems'. Additional information as required by Ind AS 108, 'Operating Segments' is given in the consolidated financial results.
- Company has made provision of Rs 139 million during year ended 31 March 2023 (PY Rs 251 million) towards impairment of its investment in the subsidiary company viz. 'The Kolhapur Steel Limited' This is considered as an exceptional item in the respective periods.
- The Board has recommended a final dividend of Rs. 4.50 per equity share. (225%) subject to approval of the shareholders.
- The Company has received dividend from its group companies of Rs 94.87 million during the quarter ended 31 March 2023 (PY- Rs 69.76 million) and Rs. 112.87 million during the year ended 31 March 2023 (PY - Rs 250.69 million)
- During the quarter ended 31 December 2022, one order of the company has crossed threshold for recognition of revenue as per extant rules followed consistently. Consequently, there is a favourable impact of Rs. 313 million on profit before tax during the quarter ended 31 December 2022.
- The Company's operations were partially affected by COVID during the first quarter of previous year. Consequently growth in revenue from operations in year ended 31 March 2023 is partially on account of lower base.
- Figures for earlier periods have been regrouped/ reclassified wherever necessary to make them comparable with current period's figure.

For Kirloskar Brothers Limited



**SANJAY KIRLOSKAR**  
**CHAIRMAN AND MANAGING DIRECTOR**  
**DIN: 00007885**

Pune : 11 May 2023





Audited Statement of Standalone Assets and Liabilities as at 31 March 2023

(Rupees in Million)

Sr.No.	Particulars	31.03.2023	31.03.2022
		Audited	Audited
	<b>ASSETS</b>		
(1)	<b>Non-current assets</b>		
	(a) Property, Plant and Equipment (including lease)	3,225	3,421
	(b) Capital work-in-progress	785	214
	(c) Investment Property	5	5
	(d) Other Intangible assets	36	23
	(e) Right of use assets	90	64
	(f) <b>Financial Assets</b>		
	(i) Investments	2,975	3,114
	(ii) Trade receivables	373	246
	(iii) Loans	82	150
	(iv) Others	101	84
	(g) Deferred tax assets (net)	480	366
	(h) Other non-current assets	656	969
	<b>Total non-current assets</b>	<b>8,808</b>	<b>8,656</b>
(2)	<b>Current assets</b>		
	(a) Inventories	4,394	4,193
	(b) <b>Financial Assets</b>		
	(i) Investments	1,937	2,534
	(ii) Trade receivables	3,690	3,944
	(iii) Cash and cash equivalents	1,484	599
	(iv) Other bank balances	16	15
	(v) Loans	60	10
	(vi) Others	870	854
	(c) Other current assets	2,588	2,706
	<b>Total current assets</b>	<b>15,039</b>	<b>14,855</b>
	<b>TOTAL ASSETS</b>	<b>23,847</b>	<b>23,511</b>
	<b>EQUITY AND LIABILITIES</b>		
	<b>Equity</b>		
	(a) Equity share capital	159	159
	(b) Other equity	12,358	11,095
	<b>Total equity</b>	<b>12,517</b>	<b>11,254</b>
(1)	<b>LIABILITIES</b>		
	<b>Non-current liabilities</b>		
	(a) <b>Financial Liabilities</b>		
	(i) Borrowings	493	825
	(ii) Lease liabilities	53	43
	(iii) Trade payables	78	73
	(iv) Other financial liabilities	-	1
	(b) Provisions	209	204
	(c) Other non-current liabilities	702	688
	<b>Total non-current liabilities</b>	<b>1,535</b>	<b>1,834</b>
(2)	<b>Current liabilities</b>		
	(a) <b>Financial liabilities</b>		
	(i) Borrowings	659	1,540
	(ii) Lease liabilities	42	24
	(ii) Trade payables		
	- Micro, small and medium enterprises	753	651
	- Others	3,796	3,871
	(iv) Other financial liabilities	1,158	861
	(b) Other current liabilities	2,894	3,050
	(c) Provisions	493	426
	<b>Total current liabilities</b>	<b>9,795</b>	<b>10,423</b>
	<b>Total liabilities</b>	<b>11,330</b>	<b>12,257</b>
	<b>TOTAL EQUITY AND LIABILITIES</b>	<b>23,847</b>	<b>23,511</b>

\* Figures for earlier periods have been regrouped/ reclassified wherever necessary to make them comparable with current period's figure.



For Kirloskar Brothers Limited

*Sanjay Kirloskar*

SANJAY KIRLOSKAR

CHAIRMAN AND MANAGING DIRECTOR


DIN : 00007885

**Audited Statement of Standalone Cash Flow for the Year Ended 31 March 2023**  
(Rupees in Million)

Sr. No.	Particulars	Year ended	Year ended
		31.03.2023	31.03.2022
		Audited	Audited
<b>A</b>	<b>Cash flows from Operating Activities</b>		
	Profit before taxation	2,073	1,111
	Adjustments for:-		
1	Depreciation / Amortization	424	407
2	(Profit) /Loss on sale of Fixed Assets	9	-
3	Bad debts written off	27	84
4	Advances, deposits and claims written off	1	8
5	Liquidated damages	34	78
6	Provision for loss on long term contracts	(2)	(6)
7	Provision slow-non moving inventory	33	29
8	Provision for doubtful debts, advances and claims	406	78
9	Interest Income	(66)	(27)
10	Dividend Income	(113)	(251)
11	Interest Expenses	100	124
12	Unrealized exchange ( gain)/ Loss - Others	42	3
13	Profit on sale of mutual funds	(42)	(32)
14	Provision for impairment of investment	139	251
	<b>Operating Profit Before Working capital changes</b>	<b>3,065</b>	<b>1,857</b>
	Adjustments for:-		
1	(Increase)/ decrease in inventories	(234)	(477)
2	(Increase)/ decrease in trade receivables	(388)	(682)
3	(Increase)/ decrease in financial assets	(15)	151
4	(Increase)/ decrease in non-financial assets	305	487
5	Increase/ (decrease) in trade payable	46	(160)
6	Increase/ (decrease) in financial liabilities	324	(207)
7	Increase/ (decrease) in non-financial liabilities	(142)	(87)
8	Increase/ (decrease) in provisions	49	147
	<b>Cash Generated from Operations</b>	<b>3,010</b>	<b>1,029</b>
9	Income Tax (Paid )/ Refunded	(516)	(250)
	<b>Net Cash from Operating Activities</b>	<b>2,494</b>	<b>779</b>
<b>B</b>	<b>Cash flows from Investing Activities</b>		
1	Purchase of fixed assets (Including right to use lease assets as per Ind AS 116)	(855)	(425)
2	Sale of fixed assets	9	-
3	Investment in subsidiary company	-	-
4	Investment in mutual funds and deposits with NBFC	(7,891)	(6,730)
5	Sale of investment in mutual funds and deposits with NBFC	8,530	5,496
6	Interest received	47	19
7	Dividend received	113	251
8	Loan given to subsidiaries	-	-
9	Repayment of loans by subsidiaries	18	1
	<b>Net Cash from/ (used in) Investment Activities</b>	<b>(29)</b>	<b>(1,388)</b>
<b>C</b>	<b>Cash Flows from Financing Activities</b>		
1	Proceeds from borrowing	327	1,892
2	Repayment of borrowings	(1,540)	(918)
3	Interest paid	(100)	(115)
4	Dividend and tax on dividend paid	(238)	(241)
	<b>Net Cash used in Financing Activities</b>	<b>(1,551)</b>	<b>618</b>
	Unrealized Exchange Gain / (Loss) in cash and cash equivalents	(29)	(14)
	<b>Net Increase/ (decrease) in Cash and Cash Equivalents</b>	<b>914</b>	<b>9</b>
1	Cash & Cash Equivalents at beginning of period	599	604
2	Cash & Cash Equivalents at end of period	1,484	599


Figures for earlier periods have been regrouped/ reclassified wherever necessary to make them comparable with current period's figure.

For Kirloskar Brothers Limited



Pune : 11 May 2023

*Sanjay Kirloskar*  
SANJAY KIRLOSKAR  
CHAIRMAN AND MANAGING DIRECTOR  
DIN : 00007885



# Sharp & Tannan Associates

Chartered Accountants

87 Nariman Bhavan, 227 Nariman Point  
Mumbai (Bombay) 400 021, INDIA.

T: +91 22 6153 7500; 2202 2224/8857

E: mumbai.office@sharandtannan.com

W: www.sharandtannan.com

## Independent Auditor's Report on standalone financial results of Kirloskar Brothers Limited for the quarter and year ended 31 March 2023, pursuant to the Regulation 33 of SEBI (Listing Obligations and Disclosure Requirements) Regulations, 2015

To,

**The Board of Directors**

**Kirloskar Brothers Limited**

(CIN: L29113PN1920PLC000670)

Yamuna Survey No. 98/3 to 7,


Plot No. 3, Baner, **Pune – 411045 (INDIA)**

### Opinion

1. We have audited the accompanying statement of standalone financial results of **Kirloskar Brothers Limited** (the "Company") for the quarter and year ended 31 March 2023 together with notes thereon (the "Statement") being submitted by the Company pursuant to the requirement of Regulation 33 of the SEBI (Listing Obligations and Disclosure Requirements) Regulations, 2015, as amended ("Listing Regulations").
2. In our opinion and to the best of our information and according to the explanations given to us these Statement:
  - A. are presented in accordance with the requirements of Regulation 33 of the Listing Regulations in this regard; and
  - B. gives a true and fair view in conformity with the recognition and measurement principles laid down in the applicable Indian Accounting Standards and other accounting principles generally accepted in India of the net profit, other comprehensive income and other financial information of the Company for the quarter and year ended 31 March 2023.

### Basis for opinion

3. We conducted our audit in accordance with the Standards on Auditing ("SAs") specified under section 143(10) of the Companies Act, 2013 ("the Act"). Our responsibilities under those Standards are further described in the *Auditor's responsibilities for the audit of the Statement* section of our report. We are independent of the Company in accordance with the Code of Ethics issued by the Institute of Chartered Accountants of India ("ICAI") together with the ethical requirements that are relevant to our audit of the Statement under the provisions of the Act and the Rules thereunder, and we have fulfilled our other ethical responsibilities in accordance with these requirements and the ICAI's Code of





Ethics. We believe that the audit evidence we have obtained is sufficient and appropriate to provide a basis for our opinion.

#### **Management's and Board of Directors' responsibilities for the Statement**


4. The Statement has been prepared on the basis of the standalone financial statements. The Company's management and Board of Directors are responsible for the preparation of the Statement that give a true and fair view of the net profit, other comprehensive income and other financial information in accordance with the recognition and measurement principles laid down in the Indian Accounting Standard 34, prescribed under Section 133 of the Act read with relevant rules issued thereunder and other accounting principles generally accepted in India and in compliance with Regulation 33 of the Listing Regulations. This responsibility also includes maintenance of adequate accounting records in accordance with the provisions of the Act for safeguarding of the assets of the Company and for preventing and detecting frauds and other irregularities; selection and application of appropriate accounting policies; making judgments and estimates that are reasonable and prudent; and design, implementation and maintenance of adequate internal financial controls that were operating effectively for ensuring the accuracy and completeness of the accounting records, relevant to the preparation and presentation of the Statement that give a true and fair view and are free from material misstatement, whether due to fraud or error.
5. In preparing the Statement, the Company's management and Board of Directors are responsible for assessing the Company's ability to continue as a going concern, disclosing, as applicable, matters related to going concern and using the going concern basis of accounting unless the Board of Directors either intends to liquidate the Company or to cease operations, or has no realistic alternative but to do so.
6. The Board of Directors are also responsible for overseeing the Company's financial reporting process.

#### **Auditor's responsibilities for the audit of the Statement**

7. Our objectives are to obtain reasonable assurance about whether the Statement as a whole is free from material misstatement, whether due to fraud or error, and to issue an auditor's report that includes our opinion. Reasonable assurance is a high level of assurance, but is not a guarantee that an audit conducted in accordance with SAs will always detect a material misstatement when it exists. Misstatements can arise from fraud or error and are considered material if, individually or in the aggregate, they could reasonably be expected to influence the economic decisions of users taken on the basis of the Statement.
8. As part of an audit in accordance with SAs, we exercise professional judgment and maintain professional skepticism throughout the audit. We also:
  - A. Identify and assess the risks of material misstatement of the Statement, whether due to fraud or error, design and perform audit procedures responsive to those risks, and obtain audit evidence that is sufficient and appropriate to provide a basis for our

opinion. The risk of not detecting a material misstatement resulting from fraud is higher than for one resulting from error, as fraud may involve collusion, forgery, intentional omissions, misrepresentations, or the override of internal control.


- B. Obtain an understanding of internal control relevant to the audit in order to design audit procedures that are appropriate in the circumstances. Under section 143(3) (i) of the Act, we are also responsible for expressing our opinion on whether the Company has adequate internal financial controls with reference to financial statements in place and the operating effectiveness of such controls.
  - C. Evaluate the appropriateness of accounting policies used and the reasonableness of accounting estimates and related disclosures made by the Board of Directors.
  - D. Conclude on the appropriateness of the Board of Directors' use of the going concern basis of accounting and, based on the audit evidence obtained, whether a material uncertainty exists related to events or conditions that may cast significant doubt on the Company's ability to continue as a going concern. If we conclude that a material uncertainty exists, we are required to draw attention in our auditor's report to the related disclosures in the Statement or, if such disclosures are inadequate, to modify our opinion. Our conclusions are based on the audit evidence obtained up to the date of our auditor's report. However, future events or conditions may cause the Company to cease to continue as a going concern.
  - E. Evaluate the overall presentation, structure and content of the Statement, including the disclosures, and whether the financial results represent the underlying transactions and events in a manner that achieves fair presentation.
9. Materiality is the magnitude of misstatements in the standalone financial statements that, individually or in aggregate, makes it probable that the economic decisions of a reasonably knowledgeable user of the standalone financial statements may be influenced. We consider quantitative materiality and qualitative factors in (i) planning the scope of our audit work and in evaluating the results of our work; and (ii) to evaluate the effect of any identified misstatements in the standalone financial statements.
10. We communicate with those charged with governance regarding, among other matters, the planned scope and timing of the audit and significant audit findings, including any significant deficiencies in internal control that we identify during our audit.
11. We also provide those charged with governance with a statement that we have complied with relevant ethical requirements regarding independence, and to communicate with them all relationships and other matters that may reasonably be thought to bear on our independence, and where applicable, related safeguards.



**Other matter**

12. The Statement includes the results for the quarter ended 31 March 2023 being the balancing figure between the audited figures in respect of the full financial year and the published unaudited year to date figures up to nine months ended 31 December 2022 of the current financial year which were subjected to limited review by us. Our opinion is not modified in respect of this other matter.
- 

For **Sharp & Tannan Associates**  
Chartered Accountants  
Firm's Registration No. 0109983W  
by the hand of



A handwritten signature in black ink, appearing to read "Pramod Bhise".

**CA Pramod Bhise**  
Partner

Membership no.(F) 047751

Pune, 11 May 2023

UDIN: 23047751BG THWM7727

## Audited Statement of Consolidated Financial Results for the Quarter and Year ended 31 March 2023


(Rupees in Million)

Sr.No.	Particulars	Quarter ended			Year ended	
		31.03.2023	31.12.2022	31.03.2022	31.03.2023	31.03.2022
		Refer Note 2	Unaudited	Refer Note 2	Audited	Audited
1	Total income from Operations	11,377	9,616	9,579	37,575	30,900
2	Net Profit/ (Loss) for the period (before Tax, Exceptional and Extraordinary items )	1,322	1,236	728	3,223	1,355
3	Net Profit / (Loss) for the period before Tax (after Exceptional and Extraordinary items )	1,322	1,194	728	3,181	1,355
4	Net Profit/ (Loss) for the period after Tax (after Exceptional and Extraordinary items )	1,007	889	546	2,358	943
5	Total Comprehensive income for the period [Comprising Profit/ (Loss) for the period (after tax) and Other Comprehensive Income (after tax)]	1,039	1,067	609	2,511	965
6	Equity Share Capital	159	159	159	159	159
7	Reserves excluding Revaluation Reserves as per audited balance sheet of previous accounting year				13,881	11,615
8	Earnings Per Share (Face Value of Rs. 2/- each) (from continuing operations) (not annualized)					
	(a) Basic	12.62	11.16	6.86	29.59	11.88
	(b) Diluted	12.62	11.16	6.86	29.59	11.88

## Notes:

- The above is an extract of the detailed format of quarterly and annual financial results filed with the stock Exchanges under Regulation 33 of the SEBI (Listing obligations and Disclosures Requirements) Regulations, 2015. The full format of the quarterly and annual financial Results and Explanatory Notes are available on the Stock Exchange websites at [www.nseindia.com](http://www.nseindia.com) and [www.bseindia.com](http://www.bseindia.com) and on the company's website at [www.kirloskarpumps.com](http://www.kirloskarpumps.com).
- The figures for the quarter ended 31 March 2023 and 31 March 2022 are the balancing figures between the audited figures in respect of the full financial year and the published year to date figures upto the end of third quarter of the respective financial year, which was subjected to Limited Review.
- The Company's subsidiary 'The Kolhapur Steel Limited' (TKSL) paid Rs.42 million to Government of Maharashtra as per collector order dated 19 October 2022 towards change in usage of part of the land owned by it. This is considered as an exceptional item during the quarter ended 31 December 2022 and year ended 31 March 2023.
- During the quarter ended 31 December 2022, one order of the company has crossed threshold for recognition of revenue as per extant rules followed consistently. Consequently, there is a favourable impact of Rs.313 million on profit before tax during the quarter ended 31 December 2022.

For Kirloskar Brothers Limited



Pune : 11 May 2023





*Sanjay Kirloskar*  
 SANJAY KIRLOSKAR  
 CHAIRMAN AND MANAGING DIRECTOR  
 DIN: 00007885

Audited Statement of Consolidated Financial Results for the Quarter and Year ended 31 March 2023

(Rupees in Million)

Sr. No.	Particulars	Quarter ended			Year Ended	
		31.03.2023	31.12.2022	31.03.2022	31.03.2023	31.03.2022
		Refer Note 2	Unaudited	Refer Note 2	Audited	Audited
1	Revenue from Operations	11,246	9,575	9,544	37,302	30,576
2	Other Income	131	41	35	273	324
3	<b>Total income (1+2)</b>	<b>11,377</b>	<b>9,616</b>	<b>9,579</b>	<b>37,575</b>	<b>30,900</b>
4	<b>Expenses</b>					
	(a) Cost of Materials consumed	4,725	4,382	4,421	17,812	15,165
	(b) Purchase of stock-in-trade	516	495	517	1,914	1,651
	(c) Changes in inventories of finished goods, Stock-in-Trade and work-in-progress	837	(126)	368	(179)	(13)
	(d) Employee benefits expense	1,573	1,434	1,289	5,652	5,015
	(e) Finance costs	79	122	81	354	335
	(f) Depreciation and amortization expense	181	176	174	686	695
	(g) Other expenses	2,144	1,897	2,001	8,113	6,697
	<b>Total Expenses</b>	<b>10,055</b>	<b>8,380</b>	<b>8,851</b>	<b>34,352</b>	<b>29,545</b>
5	<b>Profit/(loss) before exceptional items and tax (3-4)</b>	<b>1,322</b>	<b>1,236</b>	<b>728</b>	<b>3,223</b>	<b>1,355</b>
6	Exceptional Items	-	42	-	42	-
7	<b>Profit/ (loss) before tax (5-6)</b>	<b>1,322</b>	<b>1,194</b>	<b>728</b>	<b>3,181</b>	<b>1,355</b>
8	<b>Tax expense</b>					
	(a) Current tax	410	282	242	902	423
	(b) Deferred tax	5	20	59	28	80
	(c) MAT entitlement for earlier years	-	-	(44)	-	-
	(d) Short provision of earlier years	-	-	1	-	37
	<b>Total Tax expense</b>	<b>415</b>	<b>302</b>	<b>258</b>	<b>930</b>	<b>540</b>
9	<b>Profit/ (Loss) after tax (7-8)</b>	<b>907</b>	<b>892</b>	<b>470</b>	<b>2,251</b>	<b>815</b>
10	Share in profit/ (loss) of joint venture company	100	(3)	76	107	128
11	<b>Net Profit/ (Loss) from continuing operations (9+10)</b>	<b>1,007</b>	<b>889</b>	<b>546</b>	<b>2,358</b>	<b>943</b>
	<b>Attributable to</b>					
	Non-controlling interest	5	2	1	8	0
	Equity holder's of parent	1,002	887	545	2,350	943
12	<b>Other Comprehensive Income</b>					
	<b>Items that will not be reclassified to profit or loss</b>					
	Remeasurements gains and losses on post employments benefits	(14)	(11)	41	(46)	22
	Income tax relating to items that will not be reclassified to profit or loss	12	3	-	20	6
	Share in other comprehensive income of joint venture company	(1)	-	1	(1)	1
	<b>Items that will be reclassified to profit or loss</b>					
	Cash flow hedge	25	41	-	43	-
	Foreign currency translation reserve	10	145	21	137	(7)
	<b>Total Other Comprehensive Income</b>	<b>32</b>	<b>178</b>	<b>63</b>	<b>153</b>	<b>22</b>



Sr. No.	Particulars	Quarter ended			Year Ended	
		31.03.2023	31.12.2022	31.03.2022	31.03.2023	31.03.2022
		Refer Note 2	Unaudited	Refer Note 2	Audited	Audited
13	Total Comprehensive income [Comprising Profit/ (Loss) (after tax) and Other Comprehensive Income (after tax)] (11+12)	1,039	1,067	609	2,511	965
	Attributable to					
	Non-controlling interest	5	2	2	8	1
	Equity holder's of parent	1,034	1,065	607	2,503	964
14	Paid-up equity share capital (Face value of Rs. 2 each)	159	159	159	159	159
15	Reserves excluding revaluation reserves as per balance sheet				13,881	11,615
16	Earnings Per Share in Rs. (Face Value of Rs. 2/- each) (from continuing operations) (not annualized)					
	(a) Basic	12.62	11.16	6.86	29.59	11.88
	(b) Diluted	12.62	11.16	6.86	29.59	11.88


**Notes:**

- The above results have been reviewed by the Audit Committee on 10th May 2023 and approved by the Board of Directors at their meeting held on 11th May 2023.
- The figures for the quarter ended 31 March 2023 and 31 March 2022 are the balancing figures between the audited figures in respect of the full financial year and the published year to date figures upto the end of third quarter of the respective financial year, which was subjected to Limited Review.
- Group operates in single reporting segment of 'Fluid Machinery and Systems'. Additional information as required by Ind AS 108 is as follows

Revenue from operations	Quarter ended			Year Ended	
	31.03.2023	31.12.2022	31.03.2022	31.03.2023	31.03.2022
Within India	7,752	6,339	7,521	24,940	21,236
Outside India	3,494	3,236	2,023	12,362	9,340
<b>Total revenue from operations</b>	<b>11,246</b>	<b>9,575</b>	<b>9,544</b>	<b>37,302</b>	<b>30,576</b>



Non Current asset	As at	
	31.03.2023	31.03.2022
Within India	5,598	5,341
Outside India	1,237	1,285
<b>Carrying Amount of non-current assets other than deferred tax asset and financial assets</b>	<b>6,835</b>	<b>6,626</b>

- The Company's subsidiary 'The Kolhapur Steel Limited' (TKSL) paid Rs.42 million to Government of Maharashtra as per collector order dated 19 October 2022 towards change in usage of part of the land owned by it. This is considered as an exceptional item during the quarter ended 31 December 2022 and year ended 31 March 2023
- During the quarter ended 31 December 2022, one order of the company has crossed threshold for recognition of revenue as per extant rules followed consistently. Consequently, there is a favourable impact of Rs.313 million on profit before tax during the quarter ended 31 December 2022.
- Figures for earlier periods have been regrouped/ reclassified whenever necessary to make them comparable with current period's figure.




Pune : 11 May 2023



For Kirloskar Brothers Limited  
  
**SANJAY KIRLOSKAR**  
 CHAIRMAN AND MANAGING DIRECTOR  
 DN : 00007885 

Particulars	As at 31.03.2023	As at 31.03.2022
<b>ASSETS</b>		
<b>Non-current assets</b>		
Property, Plant and Equipment	4,814	4,870
Capital work-in-progress	813	267
Investment Property	7	2
Goodwill	144	139
Other Intangible assets	48	37
Intangibles under development	6	
Right to use assets	306	274
<b>Financial Assets</b>		
Investments accounted using equity method	885	797
Investments	20	-
Trade receivables	574	390
Loans	-	-
Other financial assets	169	254
Deferred tax assets (net)	408	418
Other non-current assets	697	1,037
<b>Total non-current assets</b>	<b>8,891</b>	<b>8,485</b>
<b>Current assets</b>		
Inventories	7,140	6,435
<b>Financial Assets</b>		
Investments	2,267	2,534
Trade receivables	4,885	5,152
Cash and cash equivalents	2,213	1,343
Other bank balances	316	298
Loans	-	-
Other financial assets	1,035	867
Current Tax Assets (net)	57	93
Other current assets	3,354	3,418
<b>Total current assets</b>	<b>21,267</b>	<b>20,140</b>
<b>TOTAL ASSETS</b>	<b>30,158</b>	<b>28,625</b>
<b>EQUITY AND LIABILITIES</b>		
<b>Equity</b>		
Equity share capital	159	159
Other equity	13,881	11,615
Equity attributable to owners of parents	14,040	11,774
Non-controlling interest	34	26
<b>Total equity</b>	<b>14,074</b>	<b>11,800</b>
<b>LIABILITIES</b>		
<b>Non-current liabilities</b>		
<b>Financial Liabilities</b>		
Borrowings	1,109	1,364
Lease liabilities	149	43
Trade payables	80	76
Other financial liabilities	13	108
Provisions	275	260
Other non-current liabilities	703	688
<b>Total non-current liabilities</b>	<b>2,329</b>	<b>2,539</b>
<b>Current liabilities</b>		
<b>Financial liabilities</b>		
Borrowings	1,418	2,388
Lease liabilities	183	166
Trade payables		
- Micro, small and medium enterprises	801	684
- Others	5,376	5,227
Other financial liabilities	1,679	1,384
Current tax liability	61	-
Other current liabilities	3,398	3,697
Provisions	839	740
<b>Total current liabilities</b>	<b>13,755</b>	<b>14,286</b>
<b>Total liabilities</b>	<b>16,084</b>	<b>16,825</b>
<b>TOTAL EQUITY AND LIABILITIES</b>	<b>30,158</b>	<b>28,625</b>

Figures for earlier periods have been regrouped/reclassified whenever necessary to make them comparable with current period's figure.




Pune : 11 May 2023

For Kirloskar Brothers Limited

*Sanjay Kirloskar*


SANJAY KIRLOSKAR  
CHAIRMAN AND MANAGING DIRECTOR  
DIN : 00007885



**Audited Statement of Consolidated Cash Flow for the Year Ended 31 March 2023**

		(Rupees in Million)	
Sr. No.	Particulars	Year ended	Year ended
		31.03.2023	31.03.2022
		Audited	Audited
<b>A</b>	<b>Cash flows from Operating Activities</b>		
	Profit before taxation	3,181	1,355
	Adjustments for:-		
1	Depreciation / Amortization	686	695
2	(Profit)/ Loss on sale of Fixed Assets	(8)	1
3	Bad debts written off	37	88
4	Advances, deposits and claims written off	1	8
5	Provision for loss on long term contracts	(41)	21
6	Provision for doubtful debts, advances and claims	343	81
7	Interest Income	(155)	(54)
8	Interest Expenses	232	217
9	Excess provision written back	45	-
10	Unrealized exchange ( gain)/ Loss	125	60
11	Profit on sale of mutual funds	(42)	(32)
	<b>Operating Profit Before Working capital changes</b>	<b>4,404</b>	<b>2,440</b>
	Adjustments for:-		
1	(Increase)/ decrease in inventories	(704)	(407)
2	(Increase)/ decrease in trade receivables	(296)	(674)
3	(Increase)/ decrease in financial assets	(81)	(511)
4	(Increase)/ decrease in non-financial assets	270	415
5	Increase/ (decrease) in trade payable	272	398
6	Increase/ (decrease) in financial liabilities	276	(393)
7	Increase/ (decrease) in non-financial liabilities	(285)	82
8	Increase/ (decrease) in provisions	110	208
	<b>Cash Generated from Operations</b>	<b>3,966</b>	<b>1,558</b>
9	Income Tax (Paid ) / Refunded	(674)	(414)
	<b>Net Cash from Operating Activities</b>	<b>3,292</b>	<b>1,144</b>
<b>B</b>	<b>Cash flows from Investing Activities</b>		
1	Purchase of Fixed Assets	(1,331)	(820)
2	Sale of Fixed Assets	134	179
3	Investment in subsidiaries, associates and joint venture	-	-
4	Investment in mutual funds and deposits with NBFC	(8,241)	(6,730)
5	Sale of investment in mutual funds and deposits with NBFC	8,530	5,496
6	Interest Received	134	42
7	Dividend received	18	14
	<b>Net Cash from/ (used in) Investment Activities</b>	<b>(756)</b>	<b>(1,819)</b>
<b>C</b>	<b>Cash Flows from Financing Activities</b>		
1	Proceeds from borrowing	1,496	3,031
2	Repayment of borrowings	(2,721)	(2,284)
3	Interest Paid	(232)	(208)
4	Dividend and tax on dividend paid	(237)	(241)
5	Loans and advances to joint venture/ associate	-	-
	<b>Net Cash used in Financing Activities</b>	<b>(1,694)</b>	<b>298</b>
	Unrealized Exchange Gain / (Loss) in cash and cash equivalents	28	(15)
	Net Increase / (decrease) in Cash and Cash Equivalents	842	(377)
1	Cash & Cash Equivalents at beginning of period	1,343	1,735
2	Cash & Cash Equivalents at end of period	2,213	1,343

Figures for earlier periods have been regrouped/ reclassified whenever necessary to make them comparable with current period's figure.




For Kirloskar Brothers Limited

*Sanjay Kirloskar*

**SANJAY KIRLOSKAR**  
CHAIRMAN AND MANAGING DIRECTOR

DIN : 00007885





# Sharp & Tannan Associates

Chartered Accountants

87 Nariman Bhavan, 227 Nariman Point  
Mumbai (Bombay) 400 021, INDIA.

T: +91 22 6153 7500; 2202 2224/8857

E: mumbai.office@sharandtannan.com

W: www.sharandtannan.com

## Independent Auditor's Report on consolidated financial results of Kirloskar Brothers Limited for the quarter and year ended 31 March 2023, pursuant to the Regulation 33 of SEBI (Listing Obligations and Disclosure Requirements) Regulations, 2015

To,

**The Board of Directors**

**Kirloskar Brothers Limited**


(CIN: L29113PN1920PLC000670)

Yamuna Survey No. 98/3 to 7,

Plot No. 3, Baner, **Pune – 411045 (INDIA)**

### Opinion

1. We have audited the accompanying statement of consolidated financial results of **Kirloskar Brothers Limited** (hereinafter referred to as "the Holding Company") and its subsidiaries (the Holding Company and Subsidiaries together referred to as "the Group"), which includes its share of profit /(loss) in its associate and joint ventures for the quarter and year ended 31 March 2023 together with notes thereon ("the Statement"), being submitted by the Holding Company pursuant to the requirement of Regulation 33 of the SEBI (Listing Obligations and Disclosure Requirements) Regulations, 2015, as amended ("Listing Regulations").
2. In our opinion and to the best of our information and according to the explanations given to us, and based on the consideration of the reports of the other auditors on financial statements/ financial information (separate/consolidated) of subsidiaries, associates and joint ventures, the Statement:
  - a) includes the financial results of the entities as per Annexure A to this report;
  - b) is presented in accordance with the requirements of Regulation 33 of the Listing Regulations; and
  - c) gives a true and fair view in conformity with the recognition and measurement principles laid down in the applicable Indian Accounting Standards and other accounting principles generally accepted in India, of consolidated total comprehensive income (comprising of net profit and other comprehensive income) and other financial information of the Group, its associates and joint ventures for the quarter and year ended 31 March 2023.




### **Basis for opinion**

3. We conducted our audit in accordance with the Standards on Auditing ("SAs") specified under section 143(10) of the Companies Act, 2013 ("the Act"). Our responsibilities under those Standards are further described in the *Auditor's responsibilities for the audit of the Statement* section of our report. We are independent of the Group, its associates and joint ventures in accordance with the Code of Ethics issued by the Institute of Chartered Accountants of India together with the ethical requirements that are relevant to our audit of the Statement under the provisions of the Act and the Rules thereunder, and we have fulfilled our other ethical responsibilities in accordance with these requirements and the Code of Ethics. We believe that the audit evidence obtained by us and other auditors in terms of their reports referred to in "Other Matter" paragraph below, is sufficient and appropriate to provide a basis for our opinion.

### **Management's and Board of Director's responsibilities for the Statement**


4. The Statement has been prepared on the basis of consolidated financial statements. The Holding Company's management and Board of Directors are responsible for the preparation and presentation of the Statement that give a true and fair view of the consolidated total comprehensive income (comprising of net profit and other comprehensive income) and other financial information of the Group including its associates and joint ventures in accordance with the recognition and measurement principles laid down in the Indian Accounting Standards prescribed under Section 133 of the Act read with relevant rules issued thereunder and other accounting principles generally accepted in India and in compliance with Regulation 33 of the Listing Regulations. The respective management and Board of Directors of the companies included in the Group and of its associates and joint ventures are responsible for maintenance of adequate accounting records in accordance with the provisions of the Act for safeguarding of the assets of the Group and its associates and joint ventures and for preventing and detecting frauds and other irregularities; selection and application of appropriate accounting policies; making judgments and estimates that are reasonable and prudent; and the design, implementation and maintenance of adequate internal financial controls that were operating effectively for ensuring the accuracy and completeness of the accounting records, relevant to the preparation and presentation of the Statement that give a true and fair view and are free from material misstatement, whether due to fraud or error, which have been used for the purpose of preparation of the Statement as aforesaid.
5. In preparing the Statement, the respective Management and Board of Directors of companies included in the Group and of its associates and joint ventures are responsible for assessing the ability of the respective entities to continue as a going concern, disclosing, as applicable, matters related to going concern and using the going concern basis of accounting unless the respective Board of Directors either intends to liquidate the Companies included in the group, its associates and joint ventures or to cease operations, or has no realistic alternative but to do so.



6. The respective management and Board of Directors of the Companies included in the group and of its associates and joint ventures are also responsible for overseeing the financial reporting process of the Group and of its associates and joint ventures.

#### **Auditor's responsibilities for the audit of the Statement**


7. Our objectives are to obtain reasonable assurance about whether the Statement as a whole is free from material misstatement, whether due to fraud or error, and to issue an auditor's report that includes our opinion. Reasonable assurance is a high level of assurance, but is not a guarantee that an audit conducted in accordance with SAs will always detect a material misstatement when it exists. Misstatements can arise from fraud or error and are considered material if, individually or in the aggregate, they could reasonably be expected to influence the economic decisions of users taken on the basis of the Statement.
8. As part of an audit in accordance with SAs, we exercise professional judgment and maintain professional skepticism throughout the audit. We also:
  - A. Identify and assess the risks of material misstatement of the statement, whether due to fraud or error, design and perform audit procedures responsive to those risks, and obtain audit evidence that is sufficient and appropriate to provide a basis for our opinion. The risk of not detecting a material misstatement resulting from fraud is higher than for one resulting from error, as fraud may involve collusion, forgery, intentional omissions, misrepresentations, or the override of internal control.
  - B. Obtain an understanding of internal control relevant to the audit in order to design audit procedures that are appropriate in the circumstances. Under section 143(3)(i) of the Act, we are also responsible for expressing our opinion on whether the Holding Company has adequate internal financial controls system in place and the operating effectiveness of such controls.
  - C. Evaluate the appropriateness of accounting policies used and the reasonableness of accounting estimates and related disclosures made by the Board of Directors.
  - D. Conclude on the appropriateness of the Board of Directors' use of the going concern basis of accounting and, based on the audit evidence obtained, whether a material uncertainty exists related to events or conditions that may cast significant doubt on the ability of the Group to continue as a going concern. If we conclude that a material uncertainty exists, we are required to draw attention in our auditor's report to the related disclosures in the consolidated financial statements or, if such disclosures are inadequate, to modify our opinion. Our conclusions are based on the audit evidence obtained up to the date of our auditor's report. However, future events or conditions may cause the Group, its associates and joint ventures to cease to continue as a going concern.



- E. Evaluate the overall presentation, structure and content of the Statement, including the disclosures, and whether the Statement represents the underlying transactions and events in a manner that achieves fair presentation.
- F. Obtain sufficient appropriate audit evidence regarding the financial results/financial information (separate/consolidated) of the entities within the Group and its associates and joint ventures to express an opinion on the Statement. We are responsible for the direction, supervision and performance of the audit of financial information of such entities included in the Statement of which we are the independent auditors. For the other entities included in the Statement, which have been audited by other auditors, such other auditors remain responsible for the direction, supervision and performance of the audits carried out by them. We remain solely responsible for our audit opinion.
9. Materiality is the magnitude of misstatements in the consolidated financial statements that, individually or in aggregate, makes it probable that the economic decisions of a reasonably knowledgeable user of the consolidated financial statements may be influenced. We consider quantitative materiality and qualitative factors in (i) planning the scope of our audit work and in evaluating the results of our work; and (ii) to evaluate the effect of any identified misstatements in the consolidated financial statements.
10. We communicate with those charged with governance of the Holding Company of which we are the independent auditors regarding, among other matters, the planned scope and timing of the audit and significant audit findings, including any significant deficiencies in internal control that we identify during our audit.
11. We also provide those charged with governance with a statement that we have complied with relevant ethical requirements regarding independence, and to communicate with them all relationships and other matters that may reasonably be thought to bear on our independence, and where applicable, related safeguards.
12. We also performed procedures in accordance with the circular issued by the SEBI under Regulation 33(8) of the Listing Regulations, as amended, to the extent applicable.

#### **Other matters**


13. The Statement includes the Ind AS financial statements of three domestic subsidiaries, whose Ind AS financial statements reflect total assets of Rs. 3,763 million as at 31 March 2023; as well as the total revenue of Rs. 5,960 million, total comprehensive income of Rs. 206 million and net cash outflow of Rs. 56 million for the year then ended. The Statement also includes the Group's share of profit of Rs. 107 million for the year ended 31 March 2023, in respect of a joint venture. These Ind AS financial statements have been audited by their respective independent auditors whose audit reports have been furnished to us by the Holding Company's management and our opinion on the Statement, in so far as it relates to the amounts and disclosures included in respect of these entities, is based solely on the reports of such other auditors and the procedures performed by us are as stated in paragraph above.



14. One domestic associate is a non-operative entity and its financial information as at 31 March 2023 is unaudited. This financial information is provided by the Holding Company's management in whose opinion it is not material to the group.
15. The Statement includes the consolidated Ind AS financial statements of one foreign subsidiary, whose consolidated Ind AS financial statements reflect total assets of Rs. 6,724 million as at 31 March 2023; as well as the total revenue of Rs. 11,777 million, total comprehensive income of Rs. 568 million and net cash inflow of Rs. 41 million for the year then ended. These consolidated Ind AS financial statements have been reviewed by other auditor whose special purpose audit report has been furnished to us, and our opinion on the Statement, in so far as it relates to the amounts and disclosures included in respect of this entity, is based solely on the report of such other auditor and the procedures performed by us as stated in paragraph above.

Consolidated Ind AS financial statements as mentioned in above paragraph contains eighteen step-down foreign subsidiaries. These components follow different reporting date being 31 December. Their financial statements have been audited by their respective auditors for the year ended 31 December 2022. Respective management of these components have prepared financial information for the period from 1 January 2023 to 31 March 2023 only for the purpose of consolidation with the Ultimate Holding Company.


- Financial information of fifteen foreign subsidiaries has been prepared by the respective Company's management for the period from 1 January 2023 to 31 March 2023 only for the purpose of consolidation with the Ultimate Holding Company. It reflects total assets of Rs. 3,706 million as at 31 March 2023; as well as the total revenue of Rs. 2,003 million, total comprehensive income of Rs. 76 million and net cash outflow of Rs. 138 million for the said period.
- Financial information of one foreign subsidiary for the period from 1 January 2023 to 31 March 2023 has been reviewed by their respective auditor and has issued a limited review report on which we have placed our reliance. It reflects total assets of Rs. 3,017 million as at 31 March 2023; as well as the total revenue of Rs. 1,350 million, total comprehensive loss of Rs. 62 million and net cash inflow of Rs. 34 million for the said period.
- According to the information and explanations given to us by the Holding Company's management, two foreign subsidiaries are non-operative and their financial information of total assets as at 31 December 2022 and 31 March 2023, total revenue, total comprehensive income and net cash inflow/outflow for the year/period then ended are not material to the group.



16. These step-down subsidiaries are located outside India and their separate/consolidated financial statements have been prepared in accordance with accounting principles generally accepted in their respective countries and which have been audited by local auditors under generally accepted auditing standards applicable in their respective countries. The Holding Company's management has converted the financial statements of these step-down subsidiaries located outside India from accounting principles generally accepted in their respective countries to accounting principles generally accepted in India. These conversion adjustments made by the Holding Company's management have been reviewed by other auditor. Our opinion is not modified in respect of these other matters.

For **Sharp & Tannan Associates**  
Chartered Accountants  
Firm's Registration No. 0109983W

by the hand of




**CA Pramod Bhise**

Partner

Membership no.(F) 047751

UDIN: 2-3047751BGTHWNI360



Pune, 11 May 2023

**Annexure A to the Independent Auditor's Report on consolidated financial results of Kirloskar Brothers Limited for the quarter and year ended 31 March 2023**

<b>Sr. No.</b>	<b>Name of the Company</b>	<b>Nature of relationship</b>
1.	Karad Projects and Motors Limited	Domestic subsidiary
2.	The Kolhapur Steel Limited	Domestic subsidiary
3.	Kirloskar Corrocoat Private Limited	Domestic subsidiary
4.	Kirloskar Ebara Pumps Ltd.	Joint venture (Domestic)
5.	KBL Synerge LLP *	Associate (Domestic)
6.	Kirloskar Brothers International B. V. (KBIBV)	Foreign subsidiary
7.	SPP Pumps Limited	Subsidiary of KBIBV
8.	SPP France S A S	Subsidiary of SPP Pumps Limited
9.	SPP Pumps Inc	Subsidiary of SPP Pumps Limited
10.	SPP Pumps Real Estate LLC	Subsidiary of SPP Pumps Inc
11.	SyncroFlo Inc.	Subsidiary of SPP Pumps Inc
12.	Kirloskar Brothers (Thailand) Limited	Subsidiary of KBIBV
13.	SPP Pumps (Asia) Ltd	Subsidiary of Kirloskar Brothers (Thailand) Limited
14.	SPP Pumps (Singapore) Ltd	Subsidiary of Kirloskar Brothers (Thailand) Limited
15.	SPP Pumps (MENA) L.L.C.	Subsidiary of KBIBV
16.	Micawber 784 Proprietary Limited	Subsidiary of KBIBV
17.	SPP Pumps International Proprietary Limited (Erstwhile Kirloskar Brothers International PTY Limited)	Subsidiary of KBIBV
18.	Braybar Pumps Proprietary Limited	Subsidiary of SPP Pumps International Proprietary Limited
19.	SPP Pumps South Africa Proprietary Limited	Subsidiary of SPP Pumps International Proprietary Limited
20.	Rotaserve Mozambique	Subsidiary of SPP Pumps International Proprietary Limited
21.	Kirloskar Pompen B. V.	Subsidiary of KBIBV
22.	Rotaserve B. V.	Subsidiary of Kirloskar Pompen B. V.
23.	Rodelta Pumps International B.V.	Subsidiary of KBIBV
24.	Rotaserve Limited	Subsidiary of KBIBV

\* KBL Synerge LLP is not operative and has filed application of striking off name from registrar of LLP.

