



Texmo/Sec/2023-24/55

November 09, 2023

To,
Manager (Listing)
National Stock Exchange of India Ltd
Exchange Plaza, 5th Floor
Bandra kulra Complex, Bandra (E)
Mumbai - 400 051

To,
The Corporate Relationship Department
Bombay Stock Exchange Ltd,
1st Floor, New Trading Ring,
P.J.Tower, Dalal Street,
Mumbai - 400 001

Ref: Texmo Pipes and Products Limited (ISIN - INE141K01013), BSE Code - 533164, NSE Symbol - TEXMOPIPES

Sub: Outcome of the Board Meeting of the Company held on 09th November, 2023

Dear Sir / Madam,

In terms of Regulation 30 read with Regulation 33 of SEBI (Listing Obligations and Disclosure Requirements) Regulations, 2015, this is to inform you that the Board of Directors of the Company at its Meeting held today on 09th November, 2023 at 02:30 P.M. which Concluded at 06:05 P.M. at the registered office of the Company have considered and approved the following along with other agenda items:-

1. The Board have considered and approved the Un-audited Standalone and Consolidated Financial Results for the quarter and half year ended on 30th September, 2023.

Pursuant to Regulation 30 and 33 of SEBI (Listing Obligations and Disclosure Requirements) Regulations, 2015 we hereby submit the following:

1. Un-Audited Financial Results (Standalone and Consolidated) for the second quarter and half year ended on 30th September, 2023.
2. Statement of Assets and Liabilities and Cash Flow as at 30th September, 2023.
3. Limited Review Report on Un-Audited Financial Results (Standalone and Consolidated) for the second quarter and half year ended on 30th September, 2023.

This is in compliance to Regulation 30 of SEBI (Listing Obligations and Disclosure Requirements) Regulations, 2015.

Kindly take the same on your records.

Thanking you
Yours Faithfully

For **Texmo Pipes and Products Limited**

Ajay Shrivasta
Company Secretary and Compliance Officer

Encl: As above

TEXMO PIPES AND PRODUCTS LIMITED

Regd. Office: 98, Bahadarpur Road, Burhanpur (M.P.) 450 331

CIN: L25200MP2008PLC020852

Phone :07325-255122, Fax: 07325-253273

Email: texmopipe@texmopipe.com

Website:https://texmopipe.com



Standalone Statement of Unaudited Financial Results For The Quarter And Half Year Ended 30th September, 2023

Sr. No.	Particulars	(Rs. In Lakhs, except as stated otherwise)				
		Quarter ended 30th September, 2023 [Unaudited]	Quarter ended 30th June, 2023 [Unaudited]	Quarter ended 30th September, 2023 [Unaudited]	Half Year ended 30th September, 2022 [Unaudited]	Year ended 31st March, 2023 [Audited]
I	Income					
	(i) Value of Sales	14,337.48	23,927.56	12,080.13	31,110.67	74,828.25
	Less: GST Recovered	(2,068.86)	(3,523.90)	(1,790.75)	(4,593.62)	(10,984.08)
	Revenue from Operations	12,268.62	20,403.67	10,289.38	26,517.05	63,844.17
	(ii) Other Income	15.96	24.43	31.73	61.60	83.02
	TOTAL INCOME (i+ii)	12,284.58	20,428.10	10,321.11	26,578.65	63,927.19
II	Expenses					
	a) Cost of Materials Consumed	9,135.29	14,679.83	8,787.47	19,976.41	46,204.45
	b) Purchases of Stock-in-Trade	757.00	575.97	645.07	1,123.70	2,918.94
	c) Changes in Inventories of Finished Goods, Stock-in-Trade and Work-in-Progress	(830.69)	(444.72)	(1,583.09)	(103.78)	455.36
	d) Employee Benefits Expense	599.61	595.24	544.09	1,099.59	2,289.84
	e) Finance Costs	216.75	307.00	244.74	566.13	1,292.55
	f) Depreciation and Amortisation Expenses	261.53	259.50	269.87	528.91	1,082.97
	g) Other Expenses	2,008.49	3,544.26	1,392.62	3,298.33	7,887.89
	TOTAL EXPENSES	12,147.98	19,517.08	10,300.77	26,489.28	62,132.02
III	Profit before exceptional items and tax (I-II)	136.60	911.02	20.33	89.37	1,795.17
IV	Exceptional Items	-	-	-	-	1,200.95
V	Profit before tax (III+IV)	136.60	911.02	20.33	89.37	594.22
VI	Tax Expenses					
	(i) Current Tax	50.00	125.00	6.00	175.00	500.00
	(ii) Short/(Excess) Tax Provision for earlier years	-	-	12.65	-	16.34
	(iii) Deferred Tax	(8.68)	(8.68)	(8.70)	(17.41)	(34.73)
	Total Tax Expenses (i+ii+iii)	41.32	116.32	9.94	157.64	481.61
VII	Net Profit for the period (V-VI)	95.29	794.70	10.39	67.13	112.61




Sr. No.	Particulars	Quarter ended 30th September, 2023 [Unaudited]	Quarter ended 30th June, 2023 [Unaudited]	Quarter ended 30th September, 2022 [Unaudited]	Half Year ended 30th September, 2023 [Unaudited]	Half Year ended 30th September, 2022 [Unaudited]	Year ended 31st March, 2023 [Audited]
VIII	Other Comprehensive Income						
a	Items that will not be reclassified to Profit or Loss						
i	Remeasurements of defined benefit plans	8.68	8.68	2.92	17.36	5.83	34.72
b	Items that will be reclassified to Profit or Loss						
i	Exchange Difference on Translation of foreign operations	-	-	-	-	-	-
IX	Total comprehensive Income for the Period (VII+VIII)	103.97	803.38	13.31	907.34	72.96	147.33
X	Paid-up Equity Share Capital (Face Value Rs.10 per share)	2,919.50	2,919.50	2,919.50	2,919.50	2,919.50	2,919.50
XI	Earning per share (of Rs.10/- each)						
	(a) Basic (in Rs.)	0.33	2.72	0.04	3.05	0.23	0.39
	(b) Diluted (in Rs.)	0.33	2.72	0.04	3.05	0.23	0.39

Notes :

- The above standalone financial results for the Quarter and Half Year ended on 30th September, 2023 have been reviewed by the Audit Committee and taken on record by the Board of Directors of Texmo Pipes and Products Limited ("the Company") in its meeting held on 9th November, 2023.
- The Statutory Auditors of the Company have carried out a Limited Review of the standalone financial results for the Quarter and Half Year ended on 30th September, 2023 pursuant to Regulation 33 of the SEBI (Listing Obligations and Disclosure Requirements) Regulations, 2015, as amended. The Management has exercised necessary due diligence to ensure that such financial results provide a true & fair view of the affairs of the Company.
- The Financial Results are prepared in accordance with Indian Accounting Standards ('Ind AS') notified under section 133 of the Companies Act, 2013 read together with the Companies (Indian Accounting Standards) Rules, 2015 (as amended).
- The Company is primarily engaged in business of plastic products which constitute a single reportable segment in accordance with IND AS 108 "Segment reporting".
- The previous period figures have been regrouped/reclassified wherever necessary to make them comparable with the current periods' figures.

For and on behalf of the Board of Directors of
Texmo Pipes and Products Ltd.



Burhanpur, November 9th, 2023

Sanjay Kumar Agrawal
Managing Director
DIN: 00316249

TEXMO PIPES AND PRODUCTS LIMITED

Regd. Office: 98, Bahadarpur Road, Burhanpur (M.P.) 450 331


CIN: L25200MP2008PLC020852

Phone :07325-255122, Fax: 07325-253273 Email: texmopipe@texmopipe.com Website:https://texmopipe.com

Statement of Standalone Assets and Liabilities

(Rs. In Lakhs)

	Particulars	As at 30th September, 2023 (Unaudited)	As at 31st March, 2023 (Audited)
A	ASSETS		
1	<u>Non-Current Assets</u>		
	(a) Property, Plant and Equipment	12,671.66	12,791.16
	(b) Right-of-Use Assets	963.20	1,059.53
	(c) Capital Work-In-Progress	50.21	19.57
	(d) Investment Property	38.44	38.44
	(e) Intangible Assets Other than Goodwill	5.16	4.73
	(f) Financial Assets		
	i) Investments	608.70	607.70
	ii) Loans	-	-
	(g) Other Non-Current Assets	398.59	425.06
	Total Non-Current Assets	14,735.97	14,946.18
2	<u>Current Assets</u>		
	(a) Inventories	7,689.91	7,065.36
	(b) Financial Assets		
	i) Trade Receivables	6,644.89	5,614.46
	ii) Cash and Cash Equivalents	11.40	61.98
	iii) Bank Balances other than cash and cash equivalents	802.96	804.98
	(c) Other Current Assets	4,131.56	2,195.66
	Total Current Assets	19,280.73	15,742.43
	TOTAL ASSETS(1+2)	34,016.70	30,688.61
B	<u>EQUITY AND LIABILITIES</u>		
	<u>EQUITY</u>		
	(a) Equity Share Capital	2,919.50	2,919.50
	(b) Other Equity	16,676.26	15,768.92
	TOTAL EQUITY	19,595.76	18,688.42
C	<u>LIABILITIES</u>		
1	<u>Non-Current Liabilities</u>		
	(a) Financial Liabilities		
	i) Borrowings	1,246.35	1,345.75
	ii) Lease Liabilities	1,079.87	1,087.00
	(b) Deferred Tax Liabilities (Net)	1,572.78	1,590.15
	(c) Other Non-Current Liabilities	570.03	567.84
	Total Non-Current Liabilities	4,469.04	4,590.74




2	Current Liabilities		
	(a) Financial Liabilities		
	i) Borrowings	2,052.32	451.67
	ii) Lease Liabilities	76.25	128.09
	iii) Trade Payables		
	-Total Outstanding Dues of Micro & Small Enterprises	208.95	417.75
	-Total Outstanding Dues of Others	3,925.71	4,365.57
	iv) Other Financial Liabilities	-	-
	(b) Other Current Liabilities	1,385.63	1,643.06
	(c) Provisions	2,132.99	241.99
	(d) Current Tax Liabilities/(Assets) (Net)	170.05	161.33
	<u>Total Current Liabilities</u>	9,951.90	7,409.45
	<u>TOTAL LIABILITIES (1 + 2)</u>	14,420.94	12,000.19
	<u>TOTAL EQUITY AND LIABILITIES (B+C)</u>	34,016.70	30,688.61

Notes :

- 1 The above results have been reviewed by the Audit Committee and taken on record by the Board of Directors in its meeting held on 9th November, 2023
- 2 The Statutory Auditors of the Company have carried out a Limited Review of the Result for the quarter and half year ended on 30th September, 2023. The Management has exercised necessary due diligence to ensure that such financial results provide a true & fair view of the affairs of the Company.
- 3 The Company has adopted Indian Accounting Standard ("IND-AS") from 1st April, 2017 and accordingly these financial results have been prepared in accordance with the IND-AS prescribed under Section 133 of the Companies Act, 2013.
- 4 The Company is primarily engaged in business of plastic products which constitute a single reportable segment in accordance with IND AS 108 "Segment reporting."
- 5 The previous year figures have been regrouped/reclassified where ever necessary to make them comparable with the current period figures.

Burhanpur, November 9th, 2023

For and on behalf of Board of Director of
For Texmo Pipes and Products Ltd.




Sanjay Kumar Agrawal
Sanjay Kumar Agrawal
Managing Director
DIN 00316249

TEXMO PIPES AND PRODUCTS LIMITED

Standalone Statement of Cash Flows for the Half Year ended 30th September, 2023

(Rs. In Lakhs)

Sno.	Particulars	Half Year ended 30th September, 2023 [Unaudited]		Half Year ended 30th September, 2022 [Unaudited]	
A.	CASH FLOW FROM OPERATING ACTIVITIES				
	Profit before Tax		1,047.61		89.37
	<u>Adjustments for :</u>				
	Depreciation and Amortization Expense	521.03		528.91	
	Interest on Lease Liabilities	53.33		57.95	
	Other Finance Costs	470.42		508.18	
	Bad Debts	-		0.01	
	Provision for Impairment of Debtors	-		-	
	Interest Income	(33.61)		(46.42)	
	Net Loss/(Gain) on Sale of Assets	0.09		(0.53)	
	Remeasurement of Defined Benefit Plans	17.36	1,028.63	5.83	1,053.93
	Operating Profit before Working Capital Changes		2,076.24		1,143.30
	<u>Net change in:</u>				
	Inventories	(624.55)		(892.38)	
	Trade Receivables	(1,030.44)		336.30	
	Other Financial Assets	2.02		360.96	
	Other Current Assets	(1,935.91)		(971.69)	
	Financial Liabilities	(648.66)		(350.43)	
	Other Current Liabilities	(257.42)		(56.95)	
	Short Term Provisions	1,891.00	(2,603.96)	(36.43)	(1,610.62)
	Cash generated from/ (used in) Operations		(527.72)		(467.32)
	Direct Taxes Paid (Net)		(166.28)		(219.68)
	Net Cash generated from/ (used in) Operating Activities		(694.00)		(687.01)
B.	CASH FLOW FROM INVESTING ACTIVITIES				
	Purchase of Property, Plant and Equipment and Intangibles		(339.89)		(321.83)
	Sale/ Disposals of Property, Plant and Equipment		3.51		4.03
	Movement in Non Current Investments		(1.00)		-
	Movement in Long Term Advances		-		(16.79)
	Movement in Deposits		26.47		(28.41)
	Interest Received		33.61		46.42
	Net Cash generated from/ (used in) Investing Activities		(277.30)		(316.58)
C.	CASH FLOW FROM FINANCING ACTIVITIES				
	(Repayment)/Proceeds of Long-term Borrowings		(99.40)		271.23
	(Repayment)/Proceeds from Short term Borrowings		1,600.65		1,272.42
	(Repayment)/Proceeds of Other Non Current Borrowings		2.19		66.81
	(Repayment)/Proceeds of Other Current Financial Liabilities		-		(0.14)
	Payment of Lease Liabilities including Interest thereon		(112.31)		(102.10)
	Finance Costs		(470.42)		(508.18)
	Net Cash generated from/ (used in) Financing Activities		920.72		1,000.04



TEXMO PIPES AND PRODUCTS LIMITED


Standalone Statement of Cash Flows for the Half Year year ended 30th September, 2023 (Contd...)

(Rs. In Lakhs)

Sno.	Particulars	Half Year ended 30th September, 2023 [Unaudited]		Half Year ended 30th September, 2022 [Unaudited]	
	NET CHANGE IN CASH AND CASH EQUIVALENTS [A+B+C]		(50.58)		(3.55)
	Cash and cash equivalents at the beginning of the year		61.98		14.39
	Cash and cash equivalents at the end of the year		11.40		10.84
	Components of cash and cash equivalents as at the year end :				
	Balance with Banks in Current Accounts		-		-
	Cash on Hand		11.40		10.84
	Cash and cash equivalents at the end of the year		11.40		10.84

For and on the behalf of the Board of Directors of
Texmo Pipes & Products Ltd.

Burhanpur, November 9th, 2023




Sanjay Kumar Agrawal
Sanjay Kumar Agrawal
Managing Director
DIN : 00316249



Independent Auditors' Limited Review Report on Quarterly and Year-to-date Unaudited Standalone Financial Results of Texmo Pipes and Products Limited pursuant to Regulation 33 of the SEBI (Listing Obligations and Disclosure Requirements) Regulations, 2015, as amended

To
**The Board of Directors of
Texmo Pipes and Products Limited**

- [1] We have reviewed the accompanying Statement of unaudited standalone financial results of **Texmo Pipes and Products Limited** ('the Company') for the quarter ended 30th September, 2023 and year to date results for the period from 1st April 2023 to 30th September, 2023 ('the Statement'), attached herewith, being submitted by the company pursuant to the requirements of Regulation 33 of the SEBI (Listing Obligations and Disclosure Requirements) Regulations, 2015, as amended ("the Listing Regulations")
- [2] This Statement, which is the responsibility of the Company's management and approved by the Board of Directors, has been prepared in accordance with the recognition and measurement principles laid down in Indian Accounting Standard 34 "Interim Financial Reporting" ("Ind AS 34"), prescribed under Section 133 of the Companies Act, 2013, read with Rule 3 of Companies (Indian Accounting Standards) Rules, 2015 (as amended) and other accounting principles generally accepted in India. Our responsibility is to express a conclusion on the Statement based on our review.
- [3] We conducted our review of the Statement in accordance with the Standard on Review Engagements (SRE) 2410, "Review of Interim Financial Information Performed by the Independent Auditor of the Entity", issued by the Institute of Chartered Accountants of India. This Standard requires that we plan and perform the review to obtain moderate assurance as to whether the Statement is free of material misstatement. A review is limited primarily to inquiries of Company personnel and analytical procedures applied to financial data and thus provides less assurance than an audit. We have not performed an audit and accordingly, we do not express an audit opinion.



- [4] Based on our review conducted as above, nothing has come to our attention that causes us to believe that the accompanying Statement, prepared in accordance with applicable accounting standards and other recognized accounting practices and policies has not disclosed the information required to be disclosed in terms of Regulation 33 of the SEBI (Listing Obligations and Disclosure Requirements) Regulations, 2015 including the manner in which it is to be disclosed, or that it contains any material misstatement.

Place : Indore
Dated : November 9th, 2023

For: Anil Kamal Garg & Company
Chartered Accountants
Firm Registration No. 004186C



(Devendra Bansal)
Partner
Membership No. 078057
ICAI UDIN: 23078057BGUPPL6719

TEXMO PIPES AND PRODUCTS LIMITED

Regd. Office: 98, Bahadarpur Road, Burhanpur (M.P.) 450 331

CIN: L25200MP2008PLC020852

Phone :07325-255122, Fax: 07325-253273


Email: texmopipe@texmopipe.com

Website:https://texmopipe.com



Consolidated Statement of Unaudited Financial Results For The Quarter Ended 30th September, 2023

Sr. No.	Particulars	(Rs. In Lakhs, except as stated otherwise)					
		Quarter ended 30th September,2023 [Unaudited]	Quarter ended 30th June, 2023 [Unaudited]	Quarter ended 30th September,2022 [Unaudited]	Half Year ended 30th September,2023 [Unaudited]	Half Year ended 30th September,2022 [Unaudited]	Year ended 31st March, 2023 [Audited]
I	Income						
	(i) Value of Sales	14,337.48	23,927.56	12,080.13	38,265.04	31,110.67	74,828.25
	Less: GST Recovered	(2,068.86)	(3,523.90)	(1,790.75)	(5,592.76)	(4,593.62)	(10,984.08)
	Revenue from Operations	12,268.62	20,403.67	10,289.38	32,672.28	26,517.05	63,844.17
	(ii) Other Income	15.96	24.43	22.60	40.39	43.35	83.02
	TOTAL INCOME (i+ii)	12,284.58	20,428.10	10,311.98	32,712.67	26,560.40	63,927.19
II	Expenses						
	a) Cost of Materials Consumed	9,135.29	14,679.83	8,787.47	23,815.12	19,976.41	46,204.45
	b) Purchases of Stock-in-Trade	757.00	575.97	645.07	1,332.97	1,123.70	2,918.94
	c) Changes in Inventories of Finished Goods, Stock-in-Trade and Work-in-Progress	(830.69)	(444.72)	(1,583.09)	(1,275.41)	(103.78)	455.36
	d) Employee Benefits Expense	599.61	595.24	544.09	1,194.85	1,099.59	2,289.84
	e) Finance Costs	216.75	307.00	244.74	523.75	566.13	1,292.55
	f) Depreciation and Amortisation Expenses	261.53	259.50	269.87	521.03	528.91	1,082.97
	g) Other Expenses	2,009.37	3,544.26	1,392.62	5,553.63	3,298.33	15,176.54
	TOTAL EXPENSES	12,148.87	19,517.08	10,300.77	31,665.95	26,489.28	69,420.67
	Profit before exceptional items and tax (I-II)	135.72	911.02	11.21	1,046.73	71.12	(5,493.48)
Exceptional Items	-	-	-	-	-	1,200.95	
Profit before tax (III+IV)	135.72	911.02	11.21	1,046.73	71.12	(6,694.43)	
VI	Tax Expenses						
	(i) Current Tax	50.00	125.00	6.00	175.00	27.00	500.00
	(ii) Short/(Excess) Tax Provision for earlier years	-	-	-	-	12.65	16.34
	(iii) Deferred Tax	(8.68)	(8.68)	(8.70)	(17.36)	(17.41)	(34.73)
	Total Tax Expenses (i+ii+iii)	41.32	116.32	(2.70)	157.64	22.24	481.61
VII	Net Profit for the period (V-VI)	94.40	794.70	13.91	889.09	48.88	(7,176.04)




Sr. No.	Particulars	Quarter ended 30th September,2023 [Unaudited]	Quarter ended 30th June, 2023 [Unaudited]	Quarter ended 30th September,2022 [Unaudited]	Half Year ended 30th September,2023 [Unaudited]	Half Year ended 30th September,2022 [Unaudited]	Year ended 31st March, 2023 [Audited]
VIII	Other Comprehensive Income						
a	Items that will not be reclassified to Profit or Loss						
i	Remeasurements of defined benefit plans	8.68	8.68	2.92	17.36	5.83	34.72
b	Items that will be reclassified to Profit or Loss						
i	Exchange Difference on Translation of foreign operations	6.22	-	573.89	6.22	573.89	1,518.05
IX	Total comprehensive Income for the Period (VII+VIII)	109.30	803.38	590.72	912.67	628.60	(5,623.27)
X	Paid-up Equity Share Capital (Face Value Rs.10 per share)	2,919.50	2,919.50	2,919.50	2,919.50	2,919.50	2,919.50
XI	Earning per share (of Rs.10/- each)						
	(a) Basic (in Rs.)	0.32	2.72	0.05	3.05	0.17	-24.58
	(b) Diluted (in Rs.)	0.32	2.72	0.05	3.05	0.17	-24.58

Notes :

- The above Consolidated financial results for the Quarter and Half Year ended on 30th September, 2023 have been reviewed by the Audit Committee and taken on record by the Board of Directors of Texmo Pipes and Products Limited ("the Company") in its meeting held on 9th November, 2023.
- The Statutory Auditors of the Company have carried out a Limited Review of the Consolidated financial results for the Quarter and Half Year ended on 30th September, 2023 pursuant to Regulation 33 of the SEBI (Listing Obligations and Disclosure Requirements) Regulations, 2015, as amended. The Management has exercised necessary due diligence to ensure that such financial results provide a true & fair view of the affairs of the Company.
- The Financial Results are prepared in accordance with Indian Accounting Standards ('Ind AS') notified under section 133 of the Companies Act, 2013 read together with the Companies (Indian Accounting Standards) Rules, 2015 (as amended).
- The Company is primarily engaged in business of plastic products which constitute a single reportable segment in accordance with IND AS 108 "Segment reporting".
- The previous period figures have been regrouped/ reclassified wherever necessary to make them comparable with the current periods' figures.

For and on behalf of the Board of Directors of
Texmo Pipes and Products Ltd.



Burhanpur, November 9th, 2023

Sanjay Kumar Agrawal
Managing Director
DIN: 00316249

TEXMO PIPES AND PRODUCTS LIMITED

Regd. Office: 98, Bahadarpur Road, Burhanpur (M.P.) 450 331


CIN: L25200MP2008PLC020852

Phone :07325-255122, Fax: 07325-253273 Email: texmopipe@texmopipe.com Website:https://texmopipe.com

Statement of Consolidated Assets and Liabilities

(Rs. In Lakhs)

	Particulars	As at 30th September, 2023 (Unaudited)	As at 31st March, 2023 (Audited)
A	ASSETS		
1	<u>Non-Current Assets</u>		
	(a) Property, Plant and Equipment	12,671.66	12,791.16
	(b) Right-of-Use Assets	963.20	1,059.53
	(c) Capital Work-In-Progress	50.21	19.57
	(d) Investment Property	38.44	38.44
	(e) Intangible Assets Other than Goodwill	5.16	4.73
	(f) Financial Assets		
	i) Trade Receivable	619.13	612.86
	ii) Other Financial Assets	-	-
	i) Investments	0.05	0.05
	(g) Other Non-Current Assets	398.87	425.06
	<u>Total Non-Current Assets</u>	14,746.73	14,951.39
2	<u>Current Assets</u>		
	(a) Inventories	7,689.91	7,065.36
	(b) Financial Assets		
	i) Trade Receivables	6,644.89	5,614.46
	ii) Cash and Cash Equivalents	18.68	62.17
	iii) Bank Balances other than cash and cash equivalents	802.96	804.98
	(c) Other Current Assets	4,131.62	2,195.66
	<u>Total Current Assets</u>	19,288.07	15,742.62
	TOTAL ASSETS(1+2)	34,034.79	30,694.02
B	<u>EQUITY AND LIABILITIES</u>		
	<u>EQUITY</u>		
	(a) Equity Share Capital	2,919.50	2,919.50
	(b) Other Equity	16,681.59	15,768.92
	<u>TOTAL EQUITY</u>	19,601.09	18,688.42
C	<u>LIABILITIES</u>		
1	<u>Non-Current Liabilities</u>		
	(a) Financial Liabilities		
	i) Borrowings	1,252.99	1,345.75
	ii) Lease Liabilities	1,079.87	1,087.00
	(b) Deferred Tax Liabilities (Net)	1,572.78	1,590.15
	(c) Other Non-Current Liabilities	570.03	567.84
	<u>Total Non-Current Liabilities</u>	4,475.67	4,590.74



2	<u>Current Liabilities</u>		
	(a) Financial Liabilities		
	i) Borrowings	2,052.32	451.67
	ii) Lease Liabilities	76.25	128.09
	iii) Trade Payables		
	-Total Outstanding Dues of Micro & Small Enterprises	208.95	417.75
	-Total Outstanding Dues of Others	3,925.71	4,365.57
	iv) Other Financial Liabilities	-	-
	(b) Other Current Liabilities	1,391.77	1,648.46
	(c) Provisions	2,132.99	241.99
	(d) Current Tax Liabilities (Net)	170.05	161.33
	<u>Total Current Liabilities</u>	9,958.03	7,414.85
	<u>TOTAL LIABILITIES (1 + 2)</u>	14,433.70	12,005.59
	<u>TOTAL EQUITY AND LIABILITIES (B+C)</u>	34,034.79	30,694.02

Notes :

- 1 The above results have been reviewed by the Audit Committee and taken on record by the Board of Directors in its meeting held on 9th November, 2023
- 2 The Statutory Auditors of the Company have carried out a Limited Review of the Result for the quarter and half year ended on 30th September, 2023. The Management has exercised necessary due diligence to ensure that such financial results provide a true & fair view of the affairs of the Company.
- 3 The Company has adopted Indian Accounting Standard ("IND-AS") from 1st April, 2017 and accordingly these financial results have been prepared in accordance with the IND-AS prescribed under Section 133 of the Companies Act, 2013.
- 4 The Company is primarily engaged in business of plastic products which constitute a single reportable segment in accordance with IND AS 108 "Segment reporting."
- 5 The previous year figures have been regrouped/reclassified where ever necessary to make them comparable with the current period figures.

For and on behalf of Board of Directors of
For Texmo Pipes and Products Ltd.

Burhanpur, November 9th, 2023



(Signature)
Sanjay Kumar Agrawal
Managing Director
DIN 00316249

TEXMO PIPES AND PRODUCTS LIMITED

Consolidated Statement of Cash Flows for the Half Year ended 30th September, 2023

[₹ in Lakhs]

Sno.	Particulars	Half Year ended 30th September, 2023 [Unaudited]		Half Year ended 30th September, 2022 [Unaudited]	
A.	CASH FLOW FROM OPERATING ACTIVITIES				
	Profit before Tax		1,046.72		71.12
	<u>Adjustments for :</u>				
	Depreciation and Amortization Expense	521.03		528.91	
	Other Finance Costs	53.33		508.18	
	Interest on Lease Liabilities	470.42		57.95	
	Bad Debts	-		0.01	
	Provision for Impairment of Debtors	-		-	
	Interest Income	(33.61)		(28.17)	
	Net Loss/(Gain) on Sale of Assets	0.09		(0.53)	
	Remeasurement of Defined Benefit Plans	17.36		5.83	
	Exchange Difference on Translation of Financial Statements	6.22	1,034.84	573.89	1,646.06
	Operating Profit before Working Capital Changes		2,081.56		1,717.18
	<u>Net change in:</u>				
	Inventories	(624.55)		(892.38)	
	Trade Receivables	(1,030.44)		336.30	
	Other Financial Assets	2.02		360.96	
	Other Current Assets	(1,935.97)		(977.77)	
	Financial Liabilities	(648.66)		(350.43)	
	Other Current Liabilities	(256.69)		(50.56)	
	Short Term Provisions	1,891.00	(2,603.28)	(36.43)	(1,610.32)
	Cash generated from/ (used in) Operations		(521.72)		106.86
	Direct Taxes Paid (Net)		(166.28)		(219.68)
	Net Cash generated from/ (used in) Operating Activities		(688.00)		(112.82)
B.	CASH FLOW FROM INVESTING ACTIVITIES				
	Purchase of Property, Plant and Equipment and Intangibles		(339.89)		(321.83)
	Sale/ Disposals of Property, Plant and Equipment		3.51		4.03
	Movement in Non Current Trade Receivables		(6.27)		-
	Movement in Non Current Other Financial Assets		-		-
	Movement in Non Current Investments		-		-
	Movement in Long Term Advances		-		(371.32)
	Movement in Deposits		26.19		(229.81)
	Interest Received		33.61		28.17
	Net Cash generated from/ (used in) Investing Activities		(282.85)		(890.76)
C.	CASH FLOW FROM FINANCING ACTIVITIES				
	(Repayment)/Proceeds of Long-term Borrowings		(92.77)		20.97
	(Repayment)/Proceeds from Short term Borrowings		1,600.65		1,522.68
	(Repayment)/Proceeds of Other Non Current Borrowings		2.19		66.81
	(Repayment)/Proceeds of Other Current Financial Liabilities		-		(0.14)
	Payment of Lease Liabilities including Interest thereon		(112.31)		(102.10)
	Finance Costs		(470.42)		(508.18)
	Net Cash generated from/ (used in) Financing Activities		927.35		1,000.05



TEXMO PIPES AND PRODUCTS LIMITED


Consolidated Statement of Cash Flows for the year ended 31st March, 2023 (Contd...)

[₹ in Lakhs]

Sno.	Particulars	Half Year ended 30th September, 2023 [Unaudited]		Half Year ended 30th September, 2022 [Unaudited]	
	NET CHANGE IN CASH AND CASH EQUIVALENTS [A+B+C]		(43.50)		(3.53)
	Cash and cash equivalents at the beginning of the year		62.17		14.57
	Cash and cash equivalents at the end of the year		18.67		11.04
	Components of cash and cash equivalents as at the year end :				
	Balance with Banks in Current Accounts		7.08		-
	Cash on Hand		11.59		11.04
	Cash and cash equivalents at the end of the year		18.67		11.04

For and on the behalf of the Board of Directors of
Texmo Pipes & Products Ltd.

Burhanpur, November 9th, 2023



Sanjay Kumar Agrawal
Sanjay Kumar Agrawal
Managing Director
DIN : 00316249



Independent Auditors' Limited Review Report on Quarterly and Year-to-date Unaudited Consolidated Financial Results of Texmo Pipes and Products Limited under Regulation 33 of the SEBI (Listing Obligations and Disclosure Requirements) Regulations, 2015, as amended

To
The Board of Directors of
TEXMO PIPES AND PRODUCTS LIMITED

- [1] We have reviewed the accompanying Statement of unaudited consolidated financial results of **Texmo Pipes and Products Limited** ("the Parent") and its subsidiaries (the Parent and its subsidiaries together referred to as "the Group") for the quarter ended 30th September, 2023 and year to date results for the period from 1st April, 2023 to 30th September, 2023 ("the Statement"), being submitted by the Parent pursuant to the requirements of Regulation 33 of the SEBI (Listing Obligations and Disclosure Requirements) Regulations, 2015, as amended ("the Listing Regulations").
- [2] This Statement which is the responsibility of the Parent's Management and approved by the Parent's Board of Directors, has been prepared in accordance with the recognition and measurement principles laid down in the Indian Accounting Standard 34 "Interim Financial Reporting" ("Ind AS 34"), prescribed under section 133 of the Companies Act, 2013, as amended, read with relevant rules thereunder and other accounting principles generally accepted in India. Our responsibility is to express a conclusion on the Statement based on our review.
- [3] We conducted our review of the Statement in accordance with the Standard on Review Engagements (SRE) 2410, "Review of Interim Financial Information Performed by the Independent Auditor of the Entity", issued by the Institute of Chartered Accountants of India. This Standard requires that we plan and perform the review to obtain moderate assurance as to whether the Statement is free of material misstatement. A review is limited primarily to inquiries of Company personnel and analytical procedures applied to financial data and thus provides less assurance than an audit. We have not performed an audit and accordingly, we do not express an audit opinion.



We also performed procedures in accordance with the Circular issued by the Securities and Exchange Board of India under regulation 33(8) of the SEBI (listing Obligations and Disclosure Requirements) Regulations, 2015 as amended, to the extent applicable.

[4] The Statement includes the results of the following entities:

Parent Company:

Texmo Pipes and Products Limited


Subsidiary Companies:

1. **Tapti Pipes & Products Ltd. FZE, U.A.E.**

2. **Shree Venkatesh Polymers Private Limited**

[5] Based on our review conducted and procedures performed as stated in paragraph 3 above and based on the consideration of the review reports of the other auditors referred to in paragraph 6 below, nothing has come to our attention that causes us to believe that the accompanying Statement, prepared in accordance with the recognition and measurement principles laid down in the aforesaid Indian Accounting Standard ("Ind AS") specified under section 133 of the Companies Act, 2013 as amended, read with relevant rules issued thereunder and other accounting principles generally accepted in India, has not disclosed the information required to be disclosed in terms of the Listing Regulations, including the manner in which it is to be disclosed, or that it contains any material misstatement.

[6] We did not review the interim unaudited financial results/information of the subsidiaries included in the consolidated unaudited financial results, whose interim financial results/information reflect total revenues of Rs. Nil, total net loss after tax of Rs. 88,618/- and total comprehensive income of Rs. Nil, for the half year ended 30th September 2023, as considered in the consolidated unaudited financial results. One of the subsidiaries is located outside India whose financial results and other financial information has been prepared in accordance with accounting principles generally accepted in its country. The Parent's management has converted the financial results of subsidiary located outside India from accounting principles generally accepted in its country to accounting principles generally accepted in India.



Contd.. 3

The interim financial results/information of the subsidiaries has not been reviewed by their auditors and has been provided to us by the Management. We consider the interim unaudited financial results/information of the subsidiaries as certified by the management. Our conclusion on the statement is not modified in respect of the above matter.

For: Anil Kamal Garg & Company

Chartered Accountants

Firm Registration No. 004186C



(Devendra Bansal)

Partner

Membership No. 078057

ICAI UDIN: 23078057BGUPPM9600

Place: Indore

Dated: November 9th, 2023