

March 4, 2021

The Manager
Listing Department
BSE Limited
P.J. Towers
Dalal Street,
Mumbai – 400 001

The Manager
Listing Department
National Stock Exchange of India Limited
“Exchange Plaza” C – 1, Block G
Bandra Kurla Complex, Bandra (East)
Mumbai – 400 051

SCRIP CODE: 542460

SYMBOL: ANUP

Dear Sirs,

Sub.: Revised Submission of daily report in accordance with Regulation 18(i) of the SEBI (Buy-back of Securities) Regulations, 2018 (“Buy-back Regulations”)

Ref.: Letter dated 2nd March, 2021 and 3rd March, 2021

With reference to above, in our daily reports for 2nd March, 2021 and 3rd March, 2021, total number of shares bought back on respective day by Pravin Ratilal Share and Stock Brokers Limited on BSE and NSE was, due to inadvertence, disclosed under NSE Only.

Accordingly, please find below revised table for the changes in details of share bought back on 2nd March, 2021 and 3rd March, 2021:


| Name of the Broker(s) | Number of Equity Shares Bought Back on March 2, 2021 | | Total shares bought back | Average Price of Acquisition (Rs.) |
|-------------------------------------------------------|------------------------------------------------------|--------|--------------------------|------------------------------------|
| | BSE | NSE | | |
| Pravin Ratilal Share And Stock Brokers Limited | 1,044 | 10,182 | 11,226 | 649.43 |

| Name of the Broker(s) | Number of Equity Shares Bought Back on March 3, 2021 | | Total shares bought back | Average Price of Acquisition (Rs.) |
|-------------------------------------------------------|------------------------------------------------------|--------|--------------------------|------------------------------------|
| | BSE | NSE | | |
| Pravin Ratilal Share And Stock Brokers Limited | 2,047 | 12,618 | 14,665 | 644.31 |

We confirm that there is no change in the total number of shares bought back and the average price of Acquisition for the respective day.

Further, please find attached revised daily report of shares bought back on 2nd March, 2021 and 3rd March, 2021.

For, The Anup Engineering Limited


Chintankumar Patel
Company Secretary



March 4, 2021

The Manager
Listing Department
BSE Limited
P.J. Towers
Dalal Street,
Mumbai – 400 001

The Manager
Listing Department
National Stock Exchange of India Limited
“Exchange Plaza” C – 1, Block G
Bandra Kurla Complex, Bandra (East)
Mumbai – 400 051

SCRIP CODE: 542460

SYMBOL: ANUP

Dear Sirs,

Sub.: Submission of revised daily report in accordance with Regulation 18(i) of the SEBI (Buy-back of Securities) Regulations, 2018 (“Buy-back Regulations”)
Ref.: Buy-back of Equity Shares of The Anup Engineering Limited (the “Company”)


Pursuant to provisions of Regulation 18(i) of the Buy-back Regulations, we hereby submit the daily report with respect to Equity Shares bought back by the Company on March 2, 2021:

| Name of the Broker(s) | Number of Equity Shares Bought Back on March 2, 2021 | | Total shares bought back | Average Price of Acquisition (Rs.) |
|---------------------------------------------------------------------------|------------------------------------------------------|---------------|--------------------------|------------------------------------|
| | BSE | NSE | | |
| Pravin Ratilal Share And Stock Brokers Limited | 1,044 | 10,182 | 11,226 | 649.43 |
| Wealth First Portfolio Managers Limited | 0 | 60,000 | 60,000 | 642.57 |
| Total (A) | 1,044 | 70,182 | 71,226 | 643.65 |
| Cumulative Equity Shares bought as on Yesterday (B) | | | | 57,663 |
| Less : Quantity Closed Out Today (C) | | | | 0 |
| Quantity Closed Out as on Yesterday (D) | | | | 0 |
| Total Quantity closed out (C+D=E) | | | | 0 |
| Total Equity Shares bought back as on March 2, 2021 (A) +(B) – (E) | | | | 1,28,889 |

Fund utilized for the Buy-back as on March 2, 2021

| Particulars | Amount in Rs. |
|----------------------------------------------------------------------------------------|-----------------|
| Total amount earmarked for the Buy-back (Excluding Transaction Cost) | 25,00,00,000.00 |
| Total amount utilized on Buy-back on March 2, 2021 (Excluding Transaction Cost) | 4,58,44,468.56 |
| Cumulative amount utilized on Buy-back till March 2, 2021 (Excluding Transaction Cost) | 8,30,03,386.51 |

For, The Anup Engineering Limited


Chintankumar Patel
Company Secretary



THE ANUP ENGINEERING LIMITED
CIN: L29306GJ2017PLC099085

Behind 66 KV Elec. Sub Station, Odhav Road,
Ahmedabad-382 415, Gujarat, India.
F: +91 79 2287 0642 T: +91 79 2287 2823, 2287 0622
E: anup@anupengg.com

March 4, 2021

The Manager
Listing Department
BSE Limited
P.J. Towers
Dalal Street,
Mumbai – 400 001

The Manager
Listing Department
National Stock Exchange of India Limited
“Exchange Plaza” C – 1, Block G
Bandra Kurla Complex, Bandra (East)
Mumbai – 400 051

SCRIP CODE: 542460

SYMBOL: ANUP

Dear Sirs,

Sub.: Submission of revised daily report in accordance with Regulation 18(i) of the SEBI (Buy-back of Securities) Regulations, 2018 (“Buy-back Regulations”)

Ref.: Buy-back of Equity Shares of The Anup Engineering Limited (the “Company”)


Pursuant to provisions of Regulation 18(i) of the Buy-back Regulations, we hereby submit the daily report with respect to Equity Shares bought back by the Company on March 3, 2021:

| Name of the Broker(s) | Number of Equity Shares Bought Back on March 3, 2021 | | Total shares bought back | Average Price of Acquisition (Rs.) |
|---------------------------------------------------------------------------|------------------------------------------------------|---------------|--------------------------|------------------------------------|
| | BSE | NSE | | |
| Pravin Ratilal Share And Stock Brokers Limited | 2,047 | 12,618 | 14,665 | 644.31 |
| Wealth First Portfolio Managers Limited | 0 | 27,617 | 27,617 | 642.37 |
| Total (A) | 2,047 | 40,235 | 42,282 | 643.04 |
| Cumulative Equity Shares bought as on Yesterday (B) | | | | 1,28,889 |
| Less : Quantity Closed Out Today (C) | | | | 0 |
| Quantity Closed Out as on Yesterday (D) | | | | 0 |
| Total Quantity closed out (C+D=E) | | | | 0 |
| Total Equity Shares bought back as on March 3, 2021 (A) +(B) – (E) | | | | 1,71,171 |

Fund utilized for the Buy-back as on March 3, 2021

| Particulars | Amount in Rs. |
|----------------------------------------------------------------------------------------|-----------------|
| Total amount earmarked for the Buy-back (Excluding Transaction Cost) | 25,00,00,000.00 |
| Total amount utilized on Buy-back on March 3, 2021 (Excluding Transaction Cost) | 2,71,88,964.49 |
| Cumulative amount utilized on Buy-back till March 3, 2021 (Excluding Transaction Cost) | 11,01,92,351.00 |

For, The Anup Engineering Limited


Chintankumar Patel
Company Secretary

