**SRI LAKSHMI SARASWATHI TEXTILES (ARNI) LIMITED**

Registered Office: 16, Krishnama Road, Nungambakkam, Chennai - 600 034


CIN L17111TN1964PLC005183

Telephone No. 044 - 28277344, Email: slst@slstarni.com, Website: www.slstindia.com

Statement of Unaudited Financial Results for the Second Quarter / Half year ended 30th September 2019

(Rs.in.Lakhs)

S.No	Particulars	Quarter ended			Half year ended		Year ended
		30.09.19 Unaudited	30.06.19 Unaudited	30.09.18 Unaudited	30.09.19 Unaudited	30.09.18 Unaudited	31.03.19 Audited
1	INCOME FROM OPERATIONS						
	a) Net sales/Income from operations	2580.43	2855.12	3002.41	5435.55	6087.06	12094.41
	b) Other Income	2.69	3.41	4.52	6.10	10.01	22.03
	Total Income from operations	2583.12	2858.53	3006.93	5441.65	6097.07	12116.44
2	Expenses						
	a) Cost of material consumed	1645.76	1774.57	1818.16	3420.33	3636.63	7396.38
	b) Purchases of stock in trade	16.74	0.00	69.91	16.74	70.95	126.73
	c) Changes in inventories of work-in-process	-9.96	19.97	7.47	10.01	-57.91	-32.75
	d) Changes in inventories of finished goods	-27.45	-4.77	-19.20	-32.22	140.15	180.54
	e) Employee benefit expenses	396.94	368.31	359.43	765.25	713.18	1445.96
	f) Finance Cost	41.70	41.27	26.82	82.97	48.28	165.19
	g) Central excise and GST	213.21	221.51	250.69	434.72	484.31	929.77
	h) Power & Fuel	382.15	418.12	440.33	800.27	902.51	1740.99
	i) Depreciation and amortisation expenses	34.12	34.01	36.07	68.13	72.00	145.43
	j) Other Expenditure	200.74	173.60	192.11	374.34	363.70	749.54
	Total Expenses	2893.95	3046.59	3181.79	5940.54	6373.80	12847.78
3	Profit / Loss before Exceptional items & Tax (1 - 2)	-310.83	-188.06	-174.86	-498.89	-276.73	-731.34
4	Add/(Less) Exceptional Items	0.00	0.00	0.00	0.00	0.00	24.24
5	Profit(+)/Loss(-) Before Tax (3 - 4)	-310.83	-188.06	-174.86	-498.89	-276.73	-707.10
6	Tax Expenses						
	a) Current Tax	0.00	0.00	0.00	0.00	0	0.00
	b) (Excess)/Short Provision Tax relating to Earlier years	0.00	0.00	0.00	0.00	0	-4.81
	c) Deferred Tax	0.00	0.00	0.00	0.00	0	0.00
	Sub Total	0.00	0.00	0.00	0.00	0.00	-4.81
7	Net Profit(+)/Loss for the period (5 - 6)	-310.83	-188.06	-174.86	-498.89	-276.73	-711.91
8	Other Comprehensive Income (Net of Tax)	-0.04	-0.02	0.00	-0.06	-0.05	-0.06
9	Total Comprehensive Income After Tax (7 + 8)	-310.87	-188.08	-174.86	-498.95	-276.78	-711.97
10	Paid-up equity share Capital (Face value of the shares Rs.10/-each)	333.28	333.28	333.28	333.28	333.28	333.28
11	Reserve and Surplus	--	--	--	--	--	-290.17
12	Earning Per share of Rs.10/- each (in Rs.) Not Annualised						
	a) Basic	-9.33	-5.64	-5.25	-14.97	-8.30	-21.36
	b) Diluted	-9.33	-5.64	-5.25	-14.97	-8.30	-21.36



STATEMENT OF ASSETS & LIABILITIES

Particulars	Un Audited As at 30-Sep-19 (Rs.in Lakhs)	Audited As at 31-Mar-19 (Rs.in Lakhs)
I. ASSETS		
1. Non-Current Assets :		
(a) Property, Plant and Equipment	1036.68	1085.64
(b) Other Intangible assets	0.74	0.74
(c) Financial Assets :		
i. Investments	41.77	41.83
(d) Other Non- Current Assets	127.35	127.35
Total of Non Current Assets	1206.54	1255.56
2. Current Assets :		
(a) Inventories	759.25	835.69
(b) Financial Assets :		
i. Trade Receivables	141.33	307.86
ii. Cash and Cash Equivalents	86.00	45.96
iii. Bank balance other than (ii) above	56.83	46.23
iv. Security Deposits	149.08	246.10
(c) Current Tax Assets (Net)	5.97	7.81
(d) Other Current Assets	162.94	177.88
Total of Current Assets	1361.40	1667.53
TOTAL ASSETS	2567.94	2923.09
II. EQUITY AND LIABILITIES		
1) Equity:		
a) Equity Share Capital	333.28	333.28
b) Other Equity	-789.12	-290.17
Total Equity attributable to Equity Shareholders	-455.84	43.11
2) Liabilities:		
Non Current Liabilities :		
a) Financial Liabilities		
i. Borrowings	15.54	19.85
b) Deferred tax liabilities (Net)	0.00	0.00
Total of Non Current Liabilities	15.54	19.85
3) Current Liabilities :		
a) Financial Liabilities		
i. Borrowings Secured	0.00	0.00
ii. Borrowings Un Secured	321.70	235.20
iii. Trade Payables		
- Dues to micro and small enterprises	14.68	8.78
- Dues to other than micro and small enterprises	1713.92	1671.49
iv. Other financial liabilities	291.47	333.03
b) Provisions	666.47	611.63
Total of Current Liabilities	3008.24	2860.13
TOTAL EQUITY AND LIABILITIES	2567.94	2923.09



- Note: 1. Figures were regrouped wherever required.
2. Textiles is the only segment of operation of the company.
3. The above unaudited results were reviewed by the Audit Committee in its meeting held on 12th November 2019 and approved by the Board of directors in the meeting held on the same day.
4. The quarterly results have been subjected to a "Limited Review" by the Auditors of the Company.
5. The Previous period figures have been re-grouped / re-stated wherever necessary.

Place: Chennai
Date : November 12, 2019




for and on behalf of the
Board of Directors


(BALAKRISHNA S)
MANAGING DIRECTOR

This is the statement of Un-audited Financial Results referred to in our limited Review Report dated 12th November 2019

Place: Chennai
Date : November 12, 2019

for M/s.B.Purushottam & Co
Firm No. 002808S


(K.V.BALAKRISHNAN)
Member Ship No. 025425
Partner

CHARTERED ACCOUNTANTS





**REVIEW REPORT TO THE BOARD OF DIRECTORS OF SRI LAKSHMI
SARASWATHI TEXTILES (ARNI) LIMITED**

We have reviewed the accompanying statement of unaudited financial results of **SRI LAKSHMI SARASWATHI TEXTILES (ARNI) LIMITED** for the six-month period ended 30th Sept 2019. This statement is the responsibility of the Company's Management and has been approved by the Board of Directors. Our responsibility is to issue a report on these financial statements based on our review.

We conducted our review of the Statement in accordance with the Standard on Review Engagements (SRE) 2410 "Review of Interim Financial Information Performed by the Independent Auditor of the Entity", issued by the Institute of Chartered Accountants of India. This standard requires that we plan and perform the review to obtain moderate assurance as to whether the financial statements are free of material misstatement. A review is limited primarily to inquiries of company personnel and analytical procedures applied to financial data and thus provides less assurance than an audit. We have not performed an audit and accordingly, we do not express an audit opinion.

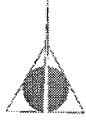
Based on our review conducted as above, nothing has come to our attention that causes us to believe that the accompanying statement of unaudited financial results prepared in accordance with applicable accounting standards and other recognized accounting practices and policies has not disclosed the information required to be disclosed in terms of Regulation 33 of the SEBI (Listing Obligations and Disclosure Requirements) Regulations, 2015 including the manner in which it is to be disclosed, or that it contains any material misstatement.

For B. PURUSHOTTAM & CO.
Chartered Accountants
Reg. No. 002808S
K. V. Balakrishnan
K. V. BALAKRISHNAN
Partner
M. No. 025425

Place: Chennai

Date : 12-11-2019

UDIN: 19025425AAAAFG1324



SRI LAKSHMI SARASWATHI TEXTILES (ARNI) LIMITED
Registered Office: 16, Krishnama Road, Nungambakkam, Chennai - 600 034
CIN L17111TN1964PLC005183
Telephone No. 044 - 28277344, Email: slst@slstarni.com, Website: www.slstindia.com
Statement of Unaudited Financial Results for the Second Quarter / Half year ended 30th September 2019

(Rs.in.Lakhs)

S.No.	Particulars	Quarter ended			Half Year Ended		Year Ended
		30.09.2019 Unaudited	30.06.2019 Unaudited	30.09.2018 Unaudited	30.09.2019 Unaudited	30.09.2018 Unaudited	31.03.19 Audited
1.	Total Income from operations (net)	2583.12	2858.53	3006.93	5441.65	6097.07	12116.44
2.	Net Profit / (Loss) for the period (before Tax, Exceptional and/or Extraordinary items#)	-310.83	-188.06	-174.86	-498.89	-276.73	-731.34
3.	Net Profit / (Loss) for the period before tax (after Exceptional and/or Extraordinary items#)	-310.83	-188.06	-174.86	-498.89	-276.73	-707.10
4.	Net Profit / (Loss) for the period after tax (after Exceptional and/or Extraordinary items#)	-310.83	-188.06	-174.86	-498.89	-276.73	-711.91
5.	Total Comprehensive Income for the period [Comprising Profit / (Loss) for the period (after tax) and Other Comprehensive Income (after tax)]	-310.87	-188.08	-174.86	-498.95	-276.78	-711.97
6.	Equity Share Capital	333.28	333.28	333.28	333.28	333.28	333.28
7.	Reserves (excluding Revaluation Reserve)	--	--	--	--	--	-290.17
8.	Earnings Per Share (of Rs. 10/- each)						
	1. Basic.	Rs. -9.33	-5.64	-5.25	-14.97	-8.30	-21.36
	2. Diluted:	Rs. -9.33	-5.64	-5.25	-14.97	-8.30	-21.36

Note: a. The above is an extract of the detailed format of Quarterly Financial Results filed with the Stock Exchanges under Regulation 33 of the SEBI (Listing and Other Disclosure Requirements) Regulations, 2015. The full format of the Quarterly Financial Results are available on the Stock Exchange website. BSE: <http://www.bseindia.com> and Company Website [Http://www.slstindia.com](http://www.slstindia.com).

b. The Previous period figures have been re-grouped / re-stated wherever necessary.

Place : Chennai
Date : November 12, 2019



for and on behalf of the
Board of Directors

(BALA KRISHNA S)
MANAGING DIRECTOR