

# GMK Builders Private Limited

Corp. Office: 3<sup>rd</sup> Floor, Golden Jubilee Plaza, Near Saraswati Hospital, Old Delhi Road,  
Gurugram HR 122001  
CIN: U74899PB1989PTC053067  
E-mail: gmkbuilder1234@yahoo.in

---

1<sup>st</sup> March, 2023

Listing Department  
BSE Ltd.  
Phiroze Jeejeebhoy Towers  
Dalal Street  
Mumbai – 400001

Company Code : 506022

Listing Department  
National Stock Exchange of India Ltd  
Exchange Plaza, 5th Floor, Plot No. C/1  
G Block, Bandra-Kurla Complex,  
Bandra (E), Mumbai - 400051

Company Symbol : PRAKASH

Sub : **Disclosure under Regulation 31 of Securities and Exchange Board of India  
(Substantial Acquisition of Shares and Takeovers) Regulations, 2011**


Dear Sir,

In terms of the provisions of Regulation 31 of the SEBI (Substantial Acquisition of Shares and Takeovers) Regulations, 2011, we being Promoter group of Prakash Industries Limited hereby enclosing the details of pledged shares of Prakash Industries Limited held by us in the prescribed format.

This is for your information and record please.

Thanking you,

Yours faithfully,  
For GMK Builders Private Limited

  
Authorized Signatory

Encl : (2) as above

CC To :

Prakash Industries Ltd.  
15 Km. Stone, Delhi Road,  
Hissar – 125044

Disclosure by the Promoter(s) to the Stock exchanges and to the Target Company for encumbrance of shares / invocation of encumbrance/ release of encumbrance, in terms of Regulation 31(1) and 31(2) of SEBI (Substantial Acquisition of Shares and Takeovers) Regulation, 2011

Name of the Target Company (TC)	Prakash Industries Limited
Names of the Stock Exchanges where the shares of the target company are listed	BSE Ltd. & National Stock Exchange of India Ltd.
Date of reporting	01 March 2023
Name of the promoter or PAC on whose shares encumbrance has been created/ released/invoked	GMK Builders Pvt Ltd

Name of the promoter(s) or PACs with whom *	Promoter holding in the target company (1)	Promoter holding already encumbered (2)	Details of events pertaining to encumbrance (3)						Post event holding of encumbered shares (creation [(2)+(3)] / release [(2)-(3)] / invocation [(1)-(3)])				
			No. of shares	% of total share capital	No. of shares	% of total share capital	Type of event (creation/ release/ invocation)	Date of creation/ release/ invocation of encumbrance		Type of encumbrance (pledge/ lien/ non disposal undertaking/ others)	Reasons for encumbrance **	No. of shares	% of total share capital
GMK Builders Pvt Ltd *	8164800	6487900	4.56	3.62	Creation	27/02/2023	Pledge	Third Party Pledge	125000	0.07	Virtue Financial Services Pvt. Ltd.	6512900	3.69

for GMK Builders Pvt. Ltd.

Authorised Signatory

Place : Gurugram  
Date : 01.03.2023

\* The details of encumbrances of residual promoters as on 17.02.2023 enclosed herewith as Annexure 1 is an extract of the data available of the Target Company

**PRAKASH INDUSTRIES LIMITED**  
**Details of encumbrance of residual promoters as on 17.02.2023**

Sr. No.	Name of the Shareholder	Total shares held		Shares pledged or otherwise encumbered	
		No. of shares held	As a % of total share capital	No. of shares held	As a % of total share capital
1	SHRI V.P. AGARWAL	20451072	11.42	9234000	5.16
2	V.P. AGARWAL (HUF)	2208644	1.23	1545000	0.86
3	SMT. MOHINI AGARWAL	1019856	0.57	1019856	0.57
4	SHRI VIKRAM AGARWAL	406500	0.23	406500	0.23
5	SHRI KANHA AGARWAL	18540	0.01	0	0.00
6	AIRCON TRADEX PVT. LTD.	611800	0.34	525800	0.29
7	AMBROSIA COMMERCE PVT. LTD.	1936500	1.08	1936500	1.08
8	DHRUV COMMERCE PVT. LTD.	300500	0.17	300500	0.17
9	ESSENTIAL ELECTRONICS PVT. LTD.	597300	0.33	597300	0.33
10	EVERSHINE MERCANTILE PVT. LTD.	1621700	0.91	1621700	0.91
11	EXCEL FINCAP PVT. LTD.	102135	0.06	102100	0.06
12	FOCUS SECURITIES & CREDITS PVT. LTD.	1460000	0.82	1460000	0.82
13	FOUR WINGS MARKETING PVT. LTD.	101700	0.06	101700	0.06
14	GOEL CONTAINERS PVT. LTD.	1378682	0.77	818000	0.46
15	HISSAR TUBES PVT. LTD.	700000	0.39	700000	0.39
16	HI-TECH MERCANTILE (INDIA) PVT. LTD.	2720695	1.52	2545695	1.42
17	NEW ERA COMMERCE & SECURITIES PVT. LTD.	215985	0.12	215900	0.12
18	OCEAN ISPAT PVT. LTD.	300000	0.17	300000	0.17
19	PAREEK OVERSEAS PVT. LTD.	623060	0.35	0	0.00
20	PRAKASH CAPITAL SERVICES LTD.	1508467	0.84	1508400	0.84
21	PRAKASH INDUSTRIAL FINANCE LTD.	904950	0.51	904950	0.51
22	PREMIER FINCAP PVT. LTD.	767000	0.43	767000	0.43
23	PRIMENET GLOBAL LTD.	2470500	1.38	2470500	1.38
24	PRIME MERCANTILE PVT. LTD.	3701470	2.07	1460200	0.82
25	SAMYAK SECURITIES PVT. LTD.	1500000	0.84	1500000	0.84
26	SHREE LABH LAKSHMI CAPITAL SERVICES PVT. LTD.	2311471	1.29	2311471	1.29
27	STYLE LEASING & FINANCE PVT. LTD.	1114400	0.62	1114400	0.62
28	SUNVIN TRADING & INVESTMENT PVT. LTD.	242312	0.14	242312	0.14
29	TECHDRIVE SOFTWARE LTD	562550	0.31	0	0.00
30	TOOLS INDIA PVT. LTD.	900900	0.50	900900	0.50
31	UNITY MERCANTILE PVT. LTD.	251575	0.14	251500	0.14
32	VANSHI FARMS PVT. LTD.	3157900	1.76	3157900	1.76
33	VISION MERCANTILE PVT. LTD.	1866754	1.04	1866700	1.04
34	WELTER SECURITIES LTD.	5006666	2.80	2349270	1.31
35	CHAIBASA STEEL LLP	250000	0.14	250000	0.14
36	DHRUV COMMERCE LLP	1481000	0.83	574000	0.32
37	ESSENTIAL ELECTRONICS LLP	302100	0.17	302100	0.17
38	EVERSHINE MERCANTILE LLP	300000	0.17	300000	0.17
39	FOUR WINGS MARKETING LLP	300000	0.17	300000	0.17
40	HISSAR TUBES LLP	650012	0.36	650012	0.36
41	PREMIER FINCAP LLP	476480	0.27	476480	0.27
42	ROURKELA STEEL LLP	1427133	0.80	490600	0.27
43	SHIKHA MERCANTILE LLP	70600	0.04	70600	0.04
44	SPRING MERCANTILE LLP	500	0.00	0	0.00
45	SUNVIN TRADING & INVESTMENT LLP	1007688	0.56	925000	0.52
46	SUVARNA MARKETING LLP	95000	0.05	95000	0.05
	<b>TOTAL</b>	<b>69402097</b>	<b>38.75</b>	<b>48669846</b>	<b>27.18</b>

# GOEL CONTAINERS PVT.LTD.

Corp. Office: 303, Himland House, D-5, Karampura Commercial Complex,  
New Delhi - 110015.  
CIN: U74899PB1971PTC052097  
E-mail: goelcontainers1234@yahoo.com

---

1<sup>st</sup> March, 2023

Listing Department  
BSE Ltd.  
Phiroze Jeejeebhoy Towers  
Dalal Street  
Mumbai - 400001

Listing Department  
National Stock Exchange of India Ltd  
Exchange Plaza, 5th Floor, Plot No. C/1  
G Block, Bandra-Kurla Complex,  
Bandra (E), Mumbai - 400051

Company Code : 506022

Company Symbol : PRAKASH

Sub : **Disclosure under Regulation 31 of Securities and Exchange Board of India  
(Substantial Acquisition of Shares and Takeovers) Regulations, 2011**


Dear Sir,

In terms of the provisions of Regulation 31 of the SEBI (Substantial Acquisition of Shares and Takeovers) Regulations, 2011, we being Promoter group of Prakash Industries Limited hereby enclosing the details of pledged shares of Prakash Industries Limited held by us in the prescribed format.

This is for your information and record please.

Thanking you,

Yours faithfully,  
For Goel Containers Private Limited

  
Authorised Signatory

Encl : (2) as above

CC To :

Prakash Industries Ltd.  
15 Km. Stone, Delhi Road,  
Hissar - 125044



**PRAKASH INDUSTRIES LIMITED**  
**Details of encumbrance of residual promoters as on 17.02.2023**

Sr. No.	Name of the Shareholder	Total shares held		Shares pledged or otherwise encumbered	
		No. of shares held	As a % of total share capital	No. of shares held	As a % of total share capital
1	SHRI V.P. AGARWAL	20451072	11.42	9234000	5.16
2	V.P. AGARWAL (HUF)	2208644	1.23	1545000	0.86
3	SMT. MOHINI AGARWAL	1019856	0.57	1019856	0.57
4	SHRI VIKRAM AGARWAL	406500	0.23	406500	0.23
5	SHRI KANHA AGARWAL	18540	0.01	0	0.00
6	AIRCON TRADEX PVT. LTD.	611800	0.34	525800	0.29
7	AMBROSIA COMMERCE PVT. LTD.	1936500	1.08	1936500	1.08
8	DHRUV COMMERCE PVT. LTD.	300500	0.17	300500	0.17
9	ESSENTIAL ELECTRONICS PVT. LTD.	597300	0.33	597300	0.33
10	EVERSHINE MERCANTILE PVT. LTD.	1621700	0.91	1621700	0.91
11	EXCEL FINCAP PVT. LTD.	102135	0.06	102100	0.06
12	FOCUS SECURITIES & CREDITS PVT. LTD.	1460000	0.82	1460000	0.82
13	FOUR WINGS MARKETING PVT. LTD.	101700	0.06	101700	0.06
14	GMK BUILDERS PVT. LTD.	8164800	4.56	6487900	3.62
15	HISSAR TUBES PVT. LTD.	700000	0.39	700000	0.39
16	HI-TECH MERCANTILE (INDIA) PVT. LTD.	2720695	1.52	2545695	1.42
17	NEW ERA COMMERCE & SECURITIES PVT. LTD.	215985	0.12	215900	0.12
18	OCEAN ISPAT PVT. LTD.	300000	0.17	300000	0.17
19	PAREEK OVERSEAS PVT. LTD.	623060	0.35	0	0.00
20	PRAKASH CAPITAL SERVICES LTD.	1508467	0.84	1508400	0.84
21	PRAKASH INDUSTRIAL FINANCE LTD.	904950	0.51	904950	0.51
22	PREMIER FINCAP PVT. LTD.	767000	0.43	767000	0.43
23	PRIMENET GLOBAL LTD.	2470500	1.38	2470500	1.38
24	PRIME MERCANTILE PVT. LTD.	3701470	2.07	1460200	0.82
25	SAMYAK SECURITIES PVT. LTD.	1500000	0.84	1500000	0.84
26	SHREE LABH LAKSHMI CAPITAL SERVICES PVT. LTD.	2311471	1.29	2311471	1.29
27	STYLE LEASING & FINANCE PVT. LTD.	1114400	0.62	1114400	0.62
28	SUNVIN TRADING & INVESTMENT PVT. LTD.	242312	0.14	242312	0.14
29	TECHDRIVE SOFTWARE LTD	562550	0.31	0	0.00
30	TOOLS INDIA PVT. LTD.	900900	0.50	900900	0.50
31	UNITY MERCANTILE PVT. LTD.	251575	0.14	251500	0.14
32	VANSHI FARMS PVT. LTD.	3157900	1.76	3157900	1.76
33	VISION MERCANTILE PVT. LTD.	1866754	1.04	1866700	1.04
34	WELTER SECURITIES LTD.	5006666	2.80	2349270	1.31
35	CHAIBASA STEEL LLP	250000	0.14	250000	0.14
36	DHRUV COMMERCE LLP	1481000	0.83	574000	0.32
37	ESSENTIAL ELECTRONICS LLP	302100	0.17	302100	0.17
38	EVERSHINE MERCANTILE LLP	300000	0.17	300000	0.17
39	FOUR WINGS MARKETING LLP	300000	0.17	300000	0.17
40	HISSAR TUBES LLP	650012	0.36	650012	0.36
41	PREMIER FINCAP LLP	476480	0.27	476480	0.27
42	ROURKELA STEEL LLP	1427133	0.80	490600	0.27
43	SHIKHA MERCANTILE LLP	70600	0.04	70600	0.04
44	SPRING MERCANTILE LLP	500	0.00	0	0.00
45	SUNVIN TRADING & INVESTMENT LLP	1007688	0.56	925000	0.52
46	SUVARNA MARKETING LLP	95000	0.05	95000	0.05
<b>TOTAL</b>		<b>76188215</b>	<b>42.54</b>	<b>54339746</b>	<b>30.34</b>

# Hi-tech Mercantile (India) Private Limited

Corp. Office: 3<sup>rd</sup> Floor, Golden Jubilee Plaza, Near Saraswati Hospital, Old Delhi Road,  
Gurugram HR 122001.

CIN: U74899PB1994PTC053065  
E-mail: nkchaturvedi1960@gmail.com

---

1<sup>st</sup> March, 2023

Listing Department  
BSE Ltd.  
Phiroze Jeejeebhoy Towers  
Dalal Street  
Mumbai – 400001

Listing Department  
National Stock Exchange of India Ltd  
Exchange Plaza, 5th Floor, Plot No. C/1  
G Block, Bandra-Kurla Complex,  
Bandra (E), Mumbai - 400051

Company Code : 506022

Company Symbol : PRAKASH

Sub : **Disclosure under Regulation 31 of Securities and Exchange Board of India  
(Substantial Acquisition of Shares and Takeovers) Regulations, 2011**

Dear Sir,

In terms of the provisions of Regulation 31 of the SEBI (Substantial Acquisition of Shares and Takeovers) Regulations, 2011, we being Promoter group of Prakash Industries Limited hereby enclosing the details of pledged shares of Prakash Industries Limited held by us in the prescribed format.

This is for your information and record please.

Thanking you,

Yours faithfully,  
For **Hi-tech Mercantile (India) Private Limited**



**Authorised Signatory**

Encl : (2) as above

CC To :

Prakash Industries Ltd.  
15 Km. Stone, Delhi Road,  
Hissar – 125044

Disclosure by the Promoter(s) to the stock exchanges and to the Target Company for encumbrance of shares / Invocation of encumbrance / release of encumbrance, in terms of Regulation 31(1) and 31(2) of SEBI (Substantial Acquisition of Shares and Takeovers) Regulation, 2011

Name of the Target Company(TC)	Prakash Industries Limited
Names of the Stock Exchanges where the shares of the target company are listed	BSE Ltd. & National Stock Exchange of India Ltd.
Date of reporting	01 March 2023
Name of the promoter or PAC on whose shares encumbrance has been created/ released/invoked	Hi-tech Mercantile (India) Pvt Ltd

Details of the creation of encumbrance :												
Name of the promoter(s) or PACs with whom *	Promoter holding in the target company (1)	Promoter holding already encumbered (2)	Type of event (creation/ release/ invocation)	Date of creation/ release/ invocation	Type of encumbrance (pledge/ lien/ non disposal undertaking/ others)	Reasons for encumbrance **	No. of shares	% of total share capital	Name of the entity in whose favour shares are encumbered ***	No. of shares	% of total share capital	Post event holding of encumbered shares (creation [(2)+(3)] / release [(2)-(3)] / invocation [(1)-(3)])
Hi-tech Mercantile (India) Pvt Ltd *	2720695	2545695	Creation	27.02.2023	Pledge	Third Party Pledge	175000	0.10	Virtue Financial Services Pvt. Ltd.	2720695	1.52	

for Hi-tech Mercantile (India) Pvt Ltd

*[Signature]*

Authorised Signatory

Place : Gurgaon

Date : 01.03.2023

\* The details of encumbrances of residual promoters as on 17.02.2023 enclosed herewith as Annexure 1 is an extract of the data available of the Target Company



**PRAKASH INDUSTRIES LIMITED**  
**Details of encumbrance of residual promoters as on 17.02.2023**

Sr. No.	Name of the Shareholder	Total shares held		Shares pledged or otherwise encumbered	
		No. of shares held	As a % of total share capital	No. of shares held	As a % of total share capital
1	SHRI V.P. AGARWAL	20451072	11.42	9234000	5.16
2	V.P. AGARWAL (HUF)	2208644	1.23	1545000	0.86
3	SMT. MOHINI AGARWAL	1019856	0.57	1019856	0.57
4	SHRI VIKRAM AGARWAL	406500	0.23	406500	0.23
5	SHRI KANHA AGARWAL	18540	0.01	0	0.00
6	AIRCON TRADEX PVT. LTD.	811800	0.34	525800	0.29
7	AMBROSIA COMMERCE PVT. LTD.	1936500	1.08	1936500	1.08
8	DHRUV COMMERCE PVT. LTD.	300500	0.17	300500	0.17
9	ESSENTIAL ELECTRONICS PVT. LTD.	597300	0.33	597300	0.33
10	EVERSHINE MERCANTILE PVT. LTD.	1621700	0.91	1621700	0.91
11	EXCEL FINCAP PVT. LTD.	102135	0.06	102100	0.06
12	FOCUS SECURITIES & CREDITS PVT. LTD.	1460000	0.82	1460000	0.82
13	FOUR WINGS MARKETING PVT. LTD.	101700	0.06	101700	0.06
14	GMK BUILDERS PVT. LTD.	8164800	4.56	6487900	3.62
15	GOEL CONTAINERS PVT. LTD.	1378682	0.77	818000	0.46
16	HISSAR TUBES PVT. LTD.	700000	0.39	700000	0.39
17	NEW ERA COMMERCE & SECURITIES PVT. LTD.	215985	0.12	215900	0.12
18	OCEAN ISPAT PVT. LTD.	300000	0.17	300000	0.17
19	PAREEK OVERSEAS PVT. LTD.	823060	0.35	0	0.00
20	PRAKASH CAPITAL SERVICES LTD.	1508467	0.84	1508400	0.84
21	PRAKASH INDUSTRIAL FINANCE LTD.	904950	0.51	904950	0.51
22	PREMIER FINCAP PVT. LTD.	767000	0.43	767000	0.43
23	PRIMENET GLOBAL LTD.	2470500	1.38	2470500	1.38
24	PRIME MERCANTILE PVT. LTD.	3701470	2.07	1460200	0.82
25	SAMYAK SECURITIES PVT. LTD.	1500000	0.84	1500000	0.84
26	SHREE LABH LAKSHMI CAPITAL SERVICES PVT. LTD.	2311471	1.29	2311471	1.29
27	STYLE LEASING & FINANCE PVT. LTD.	1114400	0.62	1114400	0.62
28	SUNVIN TRADING & INVESTMENT PVT. LTD.	242312	0.14	242312	0.14
29	TECHDRIVE SOFTWARE LTD	562550	0.31	0	0.00
30	TOOLS INDIA PVT. LTD.	900900	0.50	900900	0.50
31	UNITY MERCANTILE PVT. LTD.	251575	0.14	251500	0.14
32	VANSHI FARMS PVT. LTD.	3157900	1.76	3157900	1.76
33	VISION MERCANTILE PVT. LTD.	1866754	1.04	1866700	1.04
34	WELTER SECURITIES LTD.	5006666	2.80	2349270	1.31
35	CHAIBASA STEEL LLP	250000	0.14	250000	0.14
36	DHRUV COMMERCE LLP	1481000	0.83	574000	0.32
37	ESSENTIAL ELECTRONICS LLP	302100	0.17	302100	0.17
38	EVERSHINE MERCANTILE LLP	300000	0.17	300000	0.17
39	FOUR WINGS MARKETING LLP	300000	0.17	300000	0.17
40	HISSAR TUBES LLP	650012	0.36	650012	0.36
41	PREMIER FINCAP LLP	476480	0.27	476480	0.27
42	ROURKELA STEEL LLP	1427133	0.80	490600	0.27
43	SHIKHA MERCANTILE LLP	70600	0.04	70600	0.04
44	SPRING MERCANTILE LLP	500	0.00	0	0.00
45	SUNVIN TRADING & INVESTMENT LLP	1007688	0.56	925000	0.52
46	SUVARNA MARKETING LLP	95000	0.05	95000	0.05
	<b>TOTAL</b>	<b>74846202</b>	<b>41.79</b>	<b>52612051</b>	<b>29.38</b>

*Rajendra*

# WELTER SECURITIES LIMITED

Corp. Office: 303, Himland House, D-5, Karampura Commercial Complex, New Delhi – 110015

CIN: L65993WB1990PLC048314

E-mail: [welter1234@rediffmail.com](mailto:welter1234@rediffmail.com)

---

1<sup>st</sup> March, 2023

Listing Department  
BSE Ltd.  
Phiroze Jeejeebhoy Towers  
Dalal Street  
Mumbai – 400001

Listing Department  
National Stock Exchange of India Ltd  
Exchange Plaza, 5th Floor, Plot No. C/1  
G Block, Bandra-Kurla Complex,  
Bandra (E), Mumbai - 400051

Company Code : 506022

Company Symbol : PRAKASH

Sub : **Disclosure under Regulation 31 of Securities and Exchange Board of India  
(Substantial Acquisition of Shares and Takeovers) Regulations, 2011**


Dear Sir,

In terms of the provisions of Regulation 31 of the SEBI (Substantial Acquisition of Shares and Takeovers) Regulations, 2011, we being Promoter group of Prakash Industries Limited hereby enclosing the details of pledged shares of Prakash Industries Limited held by us in the prescribed format.

This is for your information and record please.

Thanking you,

Yours faithfully,  
For **Welter Securities Limited**

  
**Authorised Signatory**

Encl : (2) as above

CC To :

Prakash Industries Ltd.  
15 Km. Stone, Delhi Road,  
Hissar – 125044

Disclosure by the Promoter(s) to the stock exchanges and to the Target Company for encumbrance of shares / Invocation of encumbrance/ release of encumbrance, in terms of Regulation 31(1) and 31(2) of SEBI (Substantial Acquisition of Shares and Takeovers) Regulation, 2011

Name of the Target Company (TC)	PRAKASH INDUSTRIES LIMITED
Names of the Stock Exchanges where the shares of the target company are listed	BSE Ltd. & National Stock Exchange of India Ltd.
Date of reporting	01 March 2023
Name of the promoter or PAC on whose shares encumbrance has been created/ released/invoked	Welter Securities Ltd

Name of the promoter(s) or PACs with whom *	Promoter holding in the target company (1)	Promoter holding already encumbered (2)	Details of events pertaining to encumbrance (3)										Post event holding of encumbered shares (creation [(2)+(3)] / release [(2)-(3)] / invocation [(1)-(3)])
			No. of shares	% of total share capital	No. of shares	% of total share capital	Type of event (creation/ release/ invocation)	Date of creation/ release/ invocation of encumbrance	Type of encumbrance (pledge/ lien/ non disposal/ undertaking/ others)	Reasons for encumbrance **	No. of shares	% of total share capital	
Welter Securities Ltd *	5006666	2.80	2349270	1.31	Creation	27.02.2023	Pledge	Third Party Pledge	987396	0.55	Virtue Financial Services Pvt. Ltd.	3336666	1.86

for Welter Securities Ltd.

Authorised Signatory

Place : New Delhi  
Date : 01.03.2023

\* The details of encumbrances of residual promoters as on 17.02.2023 enclosed herewith as Annexure 1 is an extract of the data available of the Target Company

**PRAKASH INDUSTRIES LIMITED**  
**Details of encumbrance of residual promoters as on 17.02.2023**

Sr. No.	Name of the Shareholder	Total shares held		Shares pledged or otherwise encumbered	
		No. of shares held	As a % of total share capital	No. of shares held	As a % of total share capital
1	SHRI V.P. AGARWAL	20451072	11.42	9234000	5.16
2	V.P. AGARWAL (HUF)	2208644	1.23	1545000	0.86
3	SMT. MOHINI AGARWAL	1019856	0.57	1019856	0.57
4	SHRI VIKRAM AGARWAL	406500	0.23	406500	0.23
5	SHRI KANHA AGARWAL	18540	0.01	0	0.00
6	AIRCON TRADEX PVT. LTD.	811800	0.34	525800	0.29
7	AMBROSIA COMMERCE PVT. LTD.	1936500	1.08	1936500	1.08
8	DHRUV COMMERCE PVT. LTD.	300500	0.17	300500	0.17
9	ESSENTIAL ELECTRONICS PVT. LTD.	597300	0.33	597300	0.33
10	EVERSHINE MERCANTILE PVT. LTD.	1621700	0.91	1621700	0.91
11	EXCEL FINCAP PVT. LTD.	102135	0.06	102100	0.06
12	FOCUS SECURITIES & CREDITS PVT. LTD.	1460000	0.82	1460000	0.82
13	FOUR WINGS MARKETING PVT. LTD.	101700	0.06	101700	0.06
14	GMK BUILDERS PVT. LTD.	8164800	4.56	6487900	3.62
15	GOEL CONTAINERS PVT. LTD.	1378682	0.77	818000	0.46
16	HISSAR TUBES PVT. LTD.	700000	0.39	700000	0.39
17	HI-TECH MERCANTILE (INDIA) PVT. LTD.	2720695	1.52	2545695	1.42
18	NEW ERA COMMERCE & SECURITIES PVT. LTD.	215985	0.12	215900	0.12
19	OCEAN ISPAT PVT. LTD.	300000	0.17	300000	0.17
20	PAREEK OVERSEAS PVT. LTD.	623060	0.35	0	0.00
21	PRAKASH CAPITAL SERVICES LTD.	1508467	0.84	1508400	0.84
22	PRAKASH INDUSTRIAL FINANCE LTD.	904950	0.51	904950	0.51
23	PREMIER FINCAP PVT. LTD.	767000	0.43	767000	0.43
24	PRIMENET GLOBAL LTD.	2470500	1.38	2470500	1.38
25	PRIME MERCANTILE PVT. LTD.	3701470	2.07	1460200	0.82
26	SAMYAK SECURITIES PVT. LTD.	1500000	0.84	1500000	0.84
27	SHREE LABH LAKSHMI CAPITAL SERVICES PVT. LTD.	2311471	1.29	2311471	1.29
28	STYLE LEASING & FINANCE PVT. LTD.	1114400	0.62	1114400	0.62
29	SUNVIN TRADING & INVESTMENT PVT. LTD.	242312	0.14	242312	0.14
30	TECHDRIVE SOFTWARE LTD	562550	0.31	0	0.00
31	TOOLS INDIA PVT. LTD.	900900	0.50	900900	0.50
32	UNITY MERCANTILE PVT. LTD.	251575	0.14	251500	0.14
33	VANSHI FARMS PVT. LTD.	3157900	1.76	3157900	1.76
34	VISION MERCANTILE PVT. LTD.	1866754	1.04	1866700	1.04
35	CHAIBASA STEEL LLP	250000	0.14	250000	0.14
36	DHRUV COMMERCE LLP	1481000	0.83	574000	0.32
37	ESSENTIAL ELECTRONICS LLP	302100	0.17	302100	0.17
38	EVERSHINE MERCANTILE LLP	300000	0.17	300000	0.17
39	FOUR WINGS MARKETING LLP	300000	0.17	300000	0.17
40	HISSAR TUBES LLP	650012	0.36	650012	0.36
41	PREMIER FINCAP LLP	476480	0.27	476480	0.27
42	ROURKELA STEEL LLP	1427133	0.80	490600	0.27
43	SHIKHA MERCANTILE LLP	70600	0.04	70600	0.04
44	SPRING MERCANTILE LLP	500	0.00	0	0.00
45	SUNVIN TRADING & INVESTMENT LLP	1007688	0.56	925000	0.52
46	SUVARNA MARKETING LLP	95000	0.05	95000	0.05
	<b>TOTAL</b>	<b>72560231</b>	<b>40.52</b>	<b>52808476</b>	<b>29.49</b>

*Prakash*

**VED PRAKASH AGARWAL (HUF)**

**36/78, West Punjabi Bagh  
New Delhi – 110026**

1<sup>st</sup> March, 2023

Listing Department  
BSE Ltd.  
Phiroze Jeejeebhoy Towers  
Dalal Street  
Mumbai – 400001

Listing Department  
National Stock Exchange of India Ltd  
Exchange Plaza, 5th Floor, Plot No. C/1  
G Block, Bandra-Kurla Complex,  
Bandra (E), Mumbai - 400051

Company Code : 506022

Company Symbol : PRAKASH

**Sub : Disclosure under Regulation 31 of Securities and Exchange Board of India  
(Substantial Acquisition of Shares and Takeovers) Regulations, 2011**

Dear Sir,

In terms of the provisions of Regulation 31 of the SEBI (Substantial Acquisition of Shares and Takeovers) Regulations, 2011, I being Promoter group of Prakash Industries Limited hereby enclosing the details of pledged shares of Prakash Industries Limited held by me in the prescribed format.

This is for your kind information and record please.

Thanking you,

Yours truly,



**Ved Prakash Agarwal (HUF)**

Encl : (2) as above

CC To :

Prakash Industries Ltd.  
15 Km. Stone, Delhi Road,  
Hissar – 125044

Disclosure by the Promoter(s) to the stock exchanges and to the Target Company for encumbrance of shares / invocation of encumbrance/ release of encumbrance, in terms of Regulation 31(1) and 31(2) of SEBI (Substantial Acquisition of Shares and Takeovers) Regulation, 2011

Name of the Target Company (C)	PRAKASH INDUSTRIES LIMITED
Names of the Stock Exchanges where the shares of the target company are listed	BSE Ltd. & National Stock Exchange of India Ltd.
Date of reporting	01 March 2023
Name of the promoter or PAC on whose shares encumbrance has been created/ released/invoked	Ved Prakash Agarwal (HUF)

Name of the promoter(s) or PACs with whom *	Promoter holding in the target company (1)	Promoter holding already encumbered (2)	Details of events pertaining to encumbrance (3)				Post event holding of encumbered shares (creation [(2)+(3)] / release [(2)-(3)] / invocation [(1)-(3)])				
			No. of shares	% of total share capital	Type of encumbrance (pledge/lien/ non disposal/ others)	Reasons for encumbrance **					
Ved Prakash Agarwal (HUF)*	2208644	1.23	1545000	0.86	Creation of encumbrance / release / invocation of encumbrance	Third Party Pledge	663644	0.37	Virtue Financial Services Pvt. Ltd.	2208644	1.23

*V. P. Agarwal*

Ved Prakash Agarwal (HUF)

Place : New Delhi  
Date : 01.03.2023

\* The details of encumbrances of residual promoters as on 17.02.2023 enclosed herewith as Annexure 1 is an extract of the data available of the Target Company

**PRAKASH INDUSTRIES LIMITED**  
**Details of encumbrance of residual promoters as on 17.02.2023**

Sr. No.	Name of the Shareholder	Total shares held		Shares pledged or otherwise encumbered	
		No. of shares held	As a % of total share capital	No. of shares held	As a % of total share capital
1	SHRI V.P. AGARWAL	20451072	11.42	9234000	5.16
2	SMT. MOHINI AGARWAL	1019856	0.57	1019856	0.57
3	SHRI VIKRAM AGARWAL	406500	0.23	406500	0.23
4	SHRI KANHA AGARWAL	18540	0.01	0	0.00
5	AIRCON TRADEX PVT. LTD.	811800	0.34	525800	0.29
6	AMBROSIA COMMERCE PVT. LTD.	1936500	1.08	1936500	1.08
7	DHRUV COMMERCE PVT. LTD.	300500	0.17	300500	0.17
8	ESSENTIAL ELECTRONICS PVT. LTD.	597300	0.33	597300	0.33
9	EVERSHINE MERCANTILE PVT. LTD.	1621700	0.91	1621700	0.91
10	EXCEL FINCAP PVT. LTD.	102135	0.06	102100	0.06
11	FOCUS SECURITIES & CREDITS PVT. LTD.	1480000	0.82	1460000	0.82
12	FOUR WINGS MARKETING PVT. LTD.	101700	0.06	101700	0.06
13	GMK BUILDERS PVT. LTD.	8164800	4.56	6487900	3.62
14	GOEL CONTAINERS PVT. LTD.	1378682	0.77	818000	0.46
15	HISSAR TUBES PVT. LTD.	700000	0.39	700000	0.39
16	HI-TECH MERCANTILE (INDIA) PVT. LTD.	2720695	1.52	2545695	1.42
17	NEW ERA COMMERCE & SECURITIES PVT. LTD.	215985	0.12	215900	0.12
18	OCEAN ISPAT PVT. LTD.	300000	0.17	300000	0.17
19	PAREEK OVERSEAS PVT. LTD.	623060	0.35	0	0.00
20	PRAKASH CAPITAL SERVICES LTD.	1508467	0.84	1508400	0.84
21	PRAKASH INDUSTRIAL FINANCE LTD.	904950	0.51	904950	0.51
22	PREMIER FINCAP PVT. LTD.	767000	0.43	767000	0.43
23	PRIMENET GLOBAL LTD.	2470500	1.38	2470500	1.38
24	PRIME MERCANTILE PVT. LTD.	3701470	2.07	1460200	0.82
25	SAMYAK SECURITIES PVT. LTD.	1500000	0.84	1500000	0.84
26	SHREE LABH LAKSHMI CAPITAL SERVICES PVT. LTD.	2311471	1.29	2311471	1.29
27	STYLE LEASING & FINANCE PVT. LTD.	1114400	0.62	1114400	0.62
28	SUNVIN TRADING & INVESTMENT PVT. LTD.	242312	0.14	242312	0.14
29	TECHDRIVE SOFTWARE LTD	562550	0.31	0	0.00
30	TOOLS INDIA PVT. LTD.	900900	0.50	900900	0.50
31	UNITY MERCANTILE PVT. LTD.	251575	0.14	251500	0.14
32	VANSHI FARMS PVT. LTD.	3157900	1.76	3157900	1.76
33	VISION MERCANTILE PVT. LTD.	1866754	1.04	1866700	1.04
34	WELTER SECURITIES LTD.	5006666	2.80	2349270	1.31
35	CHAIBASA STEEL LLP	250000	0.14	250000	0.14
36	DHRUV COMMERCE LLP	1481000	0.83	574000	0.32
37	ESSENTIAL ELECTRONICS LLP	302100	0.17	302100	0.17
38	EVERSHINE MERCANTILE LLP	300000	0.17	300000	0.17
39	FOUR WINGS MARKETING LLP	300000	0.17	300000	0.17
40	HISSAR TUBES LLP	650012	0.36	650012	0.36
41	PREMIER FINCAP LLP	476480	0.27	476480	0.27
42	ROURKELA STEEL LLP	1427133	0.80	490600	0.27
43	SHIKHA MERCANTILE LLP	70600	0.04	70600	0.04
44	SPRING MERCANTILE LLP	500	0.00	0	0.00
45	SUNVIN TRADING & INVESTMENT LLP	1007688	0.56	925000	0.52
46	SUVARNA MARKETING LLP	95000	0.05	95000	0.05
	<b>TOTAL</b>	<b>75358253</b>	<b>42.08</b>	<b>53612746</b>	<b>29.94</b>

**V.P. AGARWAL**

**36/78, West Punjabi Bagh  
New Delhi – 110026**

1<sup>st</sup> March, 2023

Listing Department  
BSE Ltd.  
Phiroze Jeejeebhoy Towers  
Dalal Street  
Mumbai – 400001

Listing Department  
National Stock Exchange of India Ltd  
Exchange Plaza, 5th Floor, Plot No. C/1  
G Block, Bandra-Kurla Complex,  
Bandra (E), Mumbai - 400051

Company Code : 506022

Company Symbol : PRAKASH

Reg : **Disclosure under Regulation 31 read with Regulation 28(3) reason for release / encumbrance of Securities and Exchange Board of India (Substantial Acquisition of Shares and Takeovers) Regulations, 2011**

Dear Sir,

In terms of the provisions of Regulation 31 of the SEBI (Substantial Acquisition of Shares and Takeovers) Regulations, 2011 read with Regulation 28(3) regarding reasons for release / encumbrance, I being Promoter group of Prakash Industries Limited hereby enclosing the details of pledged shares of Prakash Industries Limited held by me in the prescribed format.

This is for your kind information and record please.

Thanking you,

Yours truly,



**Ved Prakash Agarwal**

Encl : (3) as above

CC To :

Prakash Industries Ltd.  
15 Km. Stone, Delhi Road,  
Hissar – 125044



Disclosure by the Promoter(s) to the stock exchanges and to the Target Company for encumbrance of shares / invocation of encumbrance/ release of encumbrance, in terms of Regulation 31(1) and 31(2) of SEBI (Substantial Acquisition of Shares and Takeovers) Regulation, 2011

Name of the Target Company (TC)		PRAKASH INDUSTRIES LIMITED										
Names of the Stock Exchanges where the shares of the target company are listed		BSE Ltd. & National Stock Exchange of India Ltd.										
Date of reporting		01 March 2023										
Name of the promoter or PAC on whose shares encumbrance has been created/ released/invoked		Ved Prakash Agarwal										
Details of the creation of encumbrance :												
Name of the promoter(s) or PACs with whom *	Promoter holding in the target company (1)	Promoter holding already encumbered (2)	Details of events pertaining to encumbrance (3)									
	No. of shares	% of total share capital	No. of shares	% of total share capital	Type of event (creation/ release/ invocation)	Date of creation/ release/ invocation of encumbrance	Type of encumbrance (pledge/ lien/ non disposal/ undetaking/ others)	Reasons for encumbrance **	No. of shares	% of total share capital	Name of the entity in whose favour shares are encumbered ***	Post event holding of encumbered shares (creation [(2)+(3)] / release [(2)-(3)] / invocation [(2)-(3)])
Ved Prakash Agarwal *	20451072	11.42	9234000	5.16	Creation	27.02.2023	Pledge	Third Party Pledge	1128890	0.63	Virtue Financial Services Pvt. Ltd.	10362890
												5.79

*V.P. Agarwal*

Ved Prakash Agarwal

Place : New Delhi

Date : 01.03.2023

\* The details of encumbrances of residual promoters as on 17.02.2023 enclosed herewith as Annexure 1 is an extract of the data available of the Target Company

**PRAKASH INDUSTRIES LIMITED**  
**Details of encumbrance of residual promoters as on 17.02.2023**

Sr. No.	Name of the Shareholder	Total shares held		Shares pledged or otherwise encumbered	
		No. of shares held	As a % of total share capital	No. of shares held	As a % of total share capital
1	V.P. AGARWAL (HUF)	2208644	1.23	1545000	0.86
2	SMT. MOHINI AGARWAL	1019856	0.57	1019856	0.57
3	SHRI VIKRAM AGARWAL	406500	0.23	406500	0.23
4	SHRI KANHA AGARWAL	18540	0.01	0	0.00
5	AIRCON TRADEX PVT. LTD.	611800	0.34	525800	0.29
6	AMBROSIA COMMERCE PVT. LTD.	1936500	1.08	1936500	1.08
7	DHRUV COMMERCE PVT. LTD.	300500	0.17	300500	0.17
8	ESSENTIAL ELECTRONICS PVT. LTD.	597300	0.33	597300	0.33
9	EVERSHINE MERCANTILE PVT. LTD.	1621700	0.91	1621700	0.91
10	EXCEL FINCAP PVT. LTD.	102135	0.06	102100	0.06
11	FOCUS SECURITIES & CREDITS PVT. LTD.	1460000	0.82	1460000	0.82
12	FOUR WINGS MARKETING PVT. LTD.	101700	0.06	101700	0.06
13	GMK BUILDERS PVT. LTD.	8164800	4.56	6487900	3.62
14	GOEL CONTAINERS PVT. LTD.	1378682	0.77	818000	0.46
15	HISSAR TUBES PVT. LTD.	700000	0.39	700000	0.39
16	HI-TECH MERCANTILE (INDIA) PVT. LTD.	2720695	1.52	2545695	1.42
17	NEW ERA COMMERCE & SECURITIES PVT. LTD.	215985	0.12	215900	0.12
18	OCEAN ISPAT PVT. LTD.	300000	0.17	300000	0.17
19	PAREEK OVERSEAS PVT. LTD.	623060	0.35	0	0.00
20	PRAKASH CAPITAL SERVICES LTD.	1508467	0.84	1508400	0.84
21	PRAKASH INDUSTRIAL FINANCE LTD.	904950	0.51	904950	0.51
22	PREMIER FINCAP PVT. LTD.	767000	0.43	767000	0.43
23	PRIMENET GLOBAL LTD.	2470500	1.38	2470500	1.38
24	PRIME MERCANTILE PVT. LTD.	3701470	2.07	1460200	0.82
25	SAMYAK SECURITIES PVT. LTD.	1500000	0.84	1500000	0.84
26	SHREE LABH LAKSHMI CAPITAL SERVICES PVT. LTD.	2311471	1.29	2311471	1.29
27	STYLE LEASING & FINANCE PVT. LTD.	1114400	0.62	1114400	0.62
28	SUNVIN TRADING & INVESTMENT PVT. LTD.	242312	0.14	242312	0.14
29	TECHDRIVE SOFTWARE LTD	562550	0.31	0	0.00
30	TOOLS INDIA PVT. LTD.	900900	0.50	900900	0.50
31	UNITY MERCANTILE PVT. LTD.	251575	0.14	251500	0.14
32	VANSHI FARMS PVT. LTD.	3157900	1.76	3157900	1.76
33	VISION MERCANTILE PVT. LTD.	1866754	1.04	1866700	1.04
34	WELTER SECURITIES LTD.	5006666	2.80	2349270	1.31
35	CHAIBASA STEEL LLP	250000	0.14	250000	0.14
36	DHRUV COMMERCE LLP	1481000	0.83	574000	0.32
37	ESSENTIAL ELECTRONICS LLP	302100	0.17	302100	0.17
38	EVERSHINE MERCANTILE LLP	300000	0.17	300000	0.17
39	FOUR WINGS MARKETING LLP	300000	0.17	300000	0.17
40	HISSAR TUBES LLP	650012	0.36	650012	0.36
41	PREMIER FINCAP LLP	476480	0.27	476480	0.27
42	ROURKELA STEEL LLP	1427133	0.80	490600	0.27
43	SHIKHA MERCANTILE LLP	70600	0.04	70600	0.04
44	SPRING MERCANTILE LLP	500	0.00	0	0.00
45	SUNVIN TRADING & INVESTMENT LLP	1007688	0.56	925000	0.52
46	SUVARNA MARKETING LLP	95000	0.05	95000	0.05
<b>TOTAL</b>		<b>57115825</b>	<b>31.89</b>	<b>45923746</b>	<b>25.64</b>

**Annexure - II**

**Format for disclosure of reasons for encumbrance**

(In addition to Annexure - I prescribed by way of circular dated August 05, 2015)

Name of listed Company	Prakash Industries Limited
Name of the recognised stock exchanges where the shares of the company are listed	BSE Ltd. & National Stock Exchange of India Ltd.
Name of the promoter(s) / PACs whose shares have been encumbered	Shri Ved Prakash Agarwal, Ved Prakash Agarwal (HUF), GMK Builders Pvt. Ltd., Goel Containers Pvt. Ltd., Hi-tech Mercantile (India) Pvt. Ltd. & Welter Securities Ltd.,
Total promoter shareholding in the listed company	No. of shares – 77566897 % of total Share Capital : 43.31 %
Encumbered shares as a % of promoter shareholding	55157746 (71.11%)
Whether encumbered share is 50% or more of promoter shareholding	Yes
Whether encumbered share is 20% or more of total share capital	Yes

**Details of all the existing events/ agreements pertaining to encumbrance**

	Encumbrance Date of creation of encumbrance: 27.02.2023	
Type of encumbrance (pledge, lien, negative lien, non-disposal undertaking etc. or any other covenant, transaction, condition or arrangement in the nature of encumbrance)	Pledge	
No. and % of shares encumbered	No. of shares: 3580612 % of total share capital: 2.00%	
Specific details about the encumbrance	Name of the entity in whose favour shares encumbered (X) Whether the entity X is a scheduled commercial bank, public financial institution, NBFC or housing finance company? If No, provide the nature of the business of the entity.	Virtue Financial Services Pvt. Ltd. Non-banking Finance Company
	Names of all other entities in the agreement	Listed company and its group companies (if any) – Prakash Industries Limited, Promoter and Promoter Group (as mentioned above) Other entities (if any) – Not Applicable
	Whether the encumbrance is relating to any debt instruments viz. debenture, commercial paper, certificate of deposit etc.? If yes, provide details about the instrument, including credit rating	No
Security Cover / Asset Cover	Value of shares on the date of event / agreement (A)	Rs. 20.00 Crores
	Amount involved (against which shares have been encumbered) (B)	Rs. 10.00 Crores
	Ratio of A / B	2.00
End use of money	Borrowed amount to be utilized for what purpose - (a) Personal use by promoters and PACs (b) For the benefit of listed company Provide details including amount, purpose of raising money by listed company, schedule for utilization of amount, repayment schedule etc. (a) Any other reason (please specify)	No Yes Loan of Rs.10 Crores taken for Working Capital, Principal payable after one year N.A.

*V. P. Agarwal*

Signature of Authorised Signatory

Place : New Delhi

Date : 01.03.2023