

G.K. INVESTMENTS LIMITED

71, PARK STREET, PARK PLAZA BUILDING, 4th FLOOR,
Room No. - 4D (SOUTH BLOCK) KOLKATA -700 016 (INDIA)
CIN - U65993WB1974PLC029382

☎TEL: Board Number 91-33- 8334851900, 91-33-8334854500

17th December, 2020

National Stock Exchange of India Limited
5th Floor, Exchange Plaza
Plot No. C/1, Block G,
Bandra – Kurla Complex,
Bandra (East)
Mumbai – 400 051

BSE Limited
Phiroze Jeejeebhoy Towers
Dalal Street, Fort
Mumbai – 400 001

Dear Sir,

Sub: DISCLOSURES UNDER REGULATION 10(5) – INTIMATION TO STOCK EXCHANGES IN RESPECT OF ANY ACQUISITION UNDER REGULATION 10 (1)(a) OF SEBI (SUBSTANTIAL ACQUISITION OF SHARES AND TAKEOVERS) REGULATIONS, 2011

Re: Electrosteel Castings Ltd.

We are enclosing disclosure in terms of the above mentioned Regulation on behalf of G.K Investments Limited, Electrocast Sales India Limited and Quinline Dealcomm Private Limited.

Please acknowledge receipt.

Thanking you,

Yours faithfully,

For G K Investments Ltd.



MANISH R BHAT
(Authorised Signatory)



Encl: As above

FORMAT FOR DISCLOSURES UNDER SEBI (SUBSTANTIAL ACQUISITION OF SHARES AND TAKEOVERS) REGULATIONS, 2011

FORMAT FOR DISCLOSURES UNDER REGULATION 10(5) – INTIMATION TO STOCK EXCHANGES IN RESPECT OF ANY ACQUISITION UNDER REGULATION 10 (1)(a) OF SEBI (SUBSTANTIAL ACQUISITION OF SHARES AND TAKEOVERS) REGULATIONS, 2011

1.	Name of the Target Company (TC)	Electrosteel Castings Limited
2.	Name of the acquirer(s)	1. G K Investments Limited 2. Electrocast Sales India Limited. 3. Quinline Dealcomm Private Limited
3.	Whether the acquirer(s) is/ are promoters of the TC prior to the transaction. If not, nature of relationship or association with the TC or its promoters	Promoters
4.	Details of the proposed acquisition	
	a. Name of the person(s) from whom shares are to be acquired	Cubbon Marketing Private Limited
	b. Proposed date of acquisition	24-12-2020
	c. Number of shares to be acquired from each person mentioned in 4(a) above	Annexure A
	d. Total shares to be acquired as % of share capital of TC	Annexure A
	e. Price at which shares are proposed to be acquired	Rs.23/-
	f. Rationale, if any, for the proposed transfer	Inter se transfer of shares amongst promoters
5.	Relevant sub-clause of regulation 10(1)(a) under which the acquirer is exempted from making open offer	10(1)(a)(ii)
6.	If, frequently traded, volume weighted average market price for a period of 60 trading days preceding the date of issuance of this notice as traded on the stock exchange where the maximum volume of trading in the shares of the TC are recorded during such period.	21.05
7.	If in-frequently traded, the price as determined in terms of clause (e) of sub-regulation (2) of regulation 8.	Not Applicable
8.	Declaration by the acquirer, that the acquisition price would not be higher by more than 25% of the price computed in point 6 or point 7 as applicable.	We hereby declare that acquisition price would not be higher by more than 25% of the price computed in point 6 above.




9.	<p>i. Declaration by the acquirer, that the transferor and transferee have complied (during 3 years prior to the date of proposed acquisition) / will comply with applicable disclosure requirements in Chapter V of the Takeover Regulations, 2011 (corresponding provisions of the repealed Takeover Regulations, 1997)</p> <p>ii. The aforesaid disclosures made during previous 3 years prior to the date of proposed acquisition to be furnished.</p>	<p>We hereby declare that transferor and transferee have complied/will comply with applicable disclosure requirements in Chapter V of the Takeover Regulations, 2011 (corresponding provisions of the repealed Takeover Regulations 1997)</p>			
10.	<p>Declaration by the acquirer that all the conditions specified under regulation 10(1)(a) with respect to exemptions has been duly complied with.</p>	<p>We hereby declare that all the conditions specified under regulation 10(1)(a) with respect to exemption have been duly complied with.</p>			
11.	Shareholding details	Before the proposed transaction		After the proposed transaction	
		No. of shares /voting rights	% w.r.t total share capital of TC	No. of shares /voting rights	% w.r.t total share capital of TC
	a	Acquirer(s) and PACs (other than sellers)(*)			
	b	Seller (s)			
Annexure B					

Note:

- (*) Shareholding of each entity may be shown separately and then collectively in a group.
- The above disclosure shall be signed by the acquirer mentioning date & place. In case, there is more than one acquirer, the report shall be signed either by all the persons or by a person duly authorized to do so on behalf of all the acquirers.

For and on behalf of G.K Investments Ltd and other acquirers

For G. K. INVESTMENTS LTD.



 Authorised Signatory

Date: 17.12.2020

Place: Kolkata

TRANSFER OF SHARES IN ELECTROSTEEL CASTINGS LIMITED AMONGST PROMOTERS

Annexure A

Transferor's Name	No. of Shares	Holding %	Transferees's Name					
			<u>Electrocast Sales India Limited</u>		<u>G K Investments Limited</u>		<u>Quinline Dealcomm Private Limited</u>	
			No. of Shares	Holding %	No. of Shares	Holding %	No. of Shares	Holding %
Cubbon Marketing Private Limited	25,00,000	0.58%	16,00,000	0.37%	1,00,000	0.02%	8,00,000	0.18%
Total (A) ::	25,00,000	0.58%	16,00,000	0.37%	1,00,000	0.02%	8,00,000	0.18%

For G. K. INVESTMENTS LTD.



 Authorised Signatory

Annexure B

Shareholding Details before and after the proposed transactions

Name of Acquirers and Pacs	Before proposed transaction		After proposed transaction	
	No. of Shares Held	Holding %	No. of Shares Held	Holding %
Electrocast Sales India Limited	3,95,35,158	9.13%	4,11,35,158	9.50%
G K Investments Limited	2,40,14,560	5.55%	2,41,14,560	5.57%
Quinline Dealcomm Private Limited	5,94,962	0.14%	13,94,962	0.32%
Total (A) ::	6,41,44,680	14.82%	6,66,44,680	15.39%

Name of Seller	Before proposed transaction		After proposed transaction	
	No. of Shares Held	Holding %	No. of Shares Held	Holding %
Cubbon Marketing Private Limited	25,00,000	0.58%	-	-
Total (A) ::	25,00,000	0.58%	-	-

For G. K. INVESTMENTS LTD.



Authorised Signatory

G.K. INVESTMENTS LIMITED

71, PARK STREET, PARK PLAZA BUILDING, 4th FLOOR,
Room No. - 4D (SOUTH BLOCK) KOLKATA -700 016 (INDIA)

CIN - U65993WB1974PLC029382

TEL: Board Number 91-33- 8334851900, 91-33-8334854500

01st September, 2020

To,
National Stock Exchange of India Limited
Exchange Plaza, C-1, Block G,
Bandra - Kurla Complex,
Bandra (East)
Mumbai - 400 051

BSE Limited
Phiroze Jeejeebhoy Towers
Dalal Street, Fort
Mumbai - 400 001

The Company Secretary
Electrosteel Castings Ltd.
Rathod Colony
Dist. Sundergarh
Rajgangpur
Orissa - 770 017

Dear Sirs,

Sub: Disclosure in terms of Regulation 29(2) of SEBI (Substantial Acquisition of Shares & Takeovers) Regulations, 2011

Re: Electrosteel Castings Ltd (ECL)

This is to inform you that we, M/s. G. K. Investments Ltd., M/s. Murari Investment & Trading Company Ltd. M/s. G. K. & Sons Pvt. Ltd., M/s. Electrocast Sales India Ltd., and M/s. Malay Commercials Enterprises Ltd., who are part of Promoter/Promoter group of Electrosteel Castings Limited (ECL), have acquired 94,66,746 Nos. equity shares and sold 3,60,000 Nos. equity shares of ECL from the open market, during the period from 14-10-2019 [being the date of last disclosure U/R 29(2) of SEBI (Substantial Acquisition of Shares & Takeovers) Regulations, 2011] to 31-08-2020. Details are set out in the attached Annexure A.

Disclosures in Form 29(2) in terms of the above mentioned Regulations are enclosed for your information and necessary action.

Please acknowledge receipt.

Thanking you,

Yours faithfully,

For G. K. INVESTMENTS LTD.



Encl: As above

Director

Disclosures under Regulation 29(2) of SEBI (Substantial Acquisition of Shares and Takeovers) Regulations, 2011

1. Name of the Target Company (TC)	Electrosteel Castings Limited		
2. Name(s) of the acquirer and Persons Acting in Concert (PAC) with the acquirer	<ol style="list-style-type: none"> 1. G. K. Investments Ltd 2. Murari Investment & Trading Co. Ltd. 3. G. K. & Sons Pvt. Ltd 4. Electrocast Sales India Ltd. 5. Malay Commercial Enterprises Ltd. 		
3. Whether the acquirer belongs to Promoter/Promoter group	Yes		
4. Name(s) of the Stock Exchange(s) where the shares of TC are Listed	<ol style="list-style-type: none"> a) National Stock Exchange of India Limited b) BSE Limited 		
5. Details of the acquisition / disposal as follows	Number	% w.r.t. total share/ voting capital wherever applicable(*)	% w.r.t. total diluted share/voting capital of the TC(**)
<u>Before the acquisition under consideration, holding of:</u>			
a) Shares carrying voting rights	Annexure A	Annexure A	Annexure A
b) Shares in the nature of encumbrance (Pledge/lien/non-disposal undertaking /others)	-	-	-
c) Voting rights (VR) otherwise than by shares	-	-	-
d) Warrants/convertible securities/any other instrument that entitles the acquirer to receive shares carrying voting rights in the TC (specify holding in each category)	-	-	-
e) Total (a+b+c+d)	Annexure A	Annexure A	Annexure A
<u>Details of acquisition/sale</u>			
a) Shares carrying voting rights acquired/sold	Annexure A	Annexure A	Annexure A
b) VRs acquired /sold otherwise than by shares	-	-	-
c) Warrants/convertible securities/any other instrument that entitles the acquirer to receive shares carrying voting rights in the TC (specify holding in each category) acquired/sold	-	-	-
d) Shares encumbered/invoked/released by the acquirer.	-	-	-
e) Total (a+b+c+/-d)	Annexure A	Annexure A	Annexure A



After the acquisition/sale, holding of:			
a) Shares carrying voting rights	Annexure A	Annexure A	Annexure A
b) Shares encumbered with the acquirer	-	-	-
c) VRs otherwise than by shares	-	-	-
d) Warrants/convertible securities/any other instrument that entitles the acquirer to receive shares carrying voting rights in the TC (specify holding in each category) after acquisition.	-	-	-
e) Total (a+b+c+d)	Annexure A	Annexure A	Annexure A
6. Mode of acquisition / sale (e.g. open market / off-market / public issue / rights issue / preferential allotment / inter-se transfer etc).	Open Market.		
7. Date of acquisition / sale of shares / VR or date of receipt of intimation of allotment of shares, whichever is applicable	25-11-2019 To 31-08-2020		
8. Equity share capital / total voting capital of the TC before the said acquisition / sale	43,29,54,709 Equity Shares of face value Rs.1/- each aggregating Rs.43,29,54,709 /-		
9. Equity share capital/ total voting capital of the TC after the said acquisition / sale	43,29,54,709 Equity Shares of face value Rs.1/- each aggregating Rs.43,29,54,709 /-		
10. Total diluted share/voting capital of the TC after the said acquisition.	43,29,54,709 Equity Shares of face value Rs.1/- each aggregating Rs.43,29,54,709 /		

(*) Total Share Capital/Voting Capital to be taken as per the latest filing done by the company to the stock exchange under clause 35 of the listing Agreement.

(**) Diluted share/voting capital means the total number of shares in the TC assuming full conversion of the outstanding convertible securities/warrants into equity shares of the TC.

For G. K. INVESTMENTS LTD.



Director

Signature of the acquirer / seller / Authorised Signatory

Place: Kolkata

Date: .01.09.2020

Details of acquisition of equity shares of Electrosteel Castings Ltd. along with shareholding before & after such acquisition

Annexure A

Name of Acquirers and PACs	Shareholding before acquisition		Acquisition			Sold			Shareholding after acquisition	
	No. of Shares	Holding %	Date	No. of Shares	Holding %	Date	No. of Shares	Holding %	No. of Shares	Holding %
Mayank Kejriwal	10,98,901	0.25%					-		10,98,901	0.25%
Mayank Kejriwal C/o Priya Manjari Trust	27,000	0.01%		-	-		-		27,000	0.01%
Uddhav Kejriwal	32,39,540	0.75%					-		32,39,540	0.75%
Uddhav Kejriwal HUF	15,54,550	0.36%		-	-		-		15,54,550	0.36%
Pallavi Kejriwal	1,87,950	0.04%		-	-		-		1,87,950	0.04%
Samridhi Kejriwal	1,57,100	0.04%		-	-		-		1,57,100	0.04%
Shaswat Kejriwal	7,73,010	0.18%		-	-		-		7,73,010	0.18%
Uddhav Kejriwal C/o Samridhi Trust	24,500	0.01%					-		24,500	0.01%
Umang Kejriwal C/o Sreeji Family Benefit Trust	1,75,13,527	4.05%		-	-		-		1,75,13,527	4.05%
Mayank Kejriwal C/o Sreeji Family Benefit Trust	1,75,13,526	4.05%		-	-		-		1,75,13,526	4.05%
Asha Kejriwal	10,98,901	0.25%					-		10,98,901	0.25%
Murari Investment & Trading Co. Ltd.	3,04,27,656	7.03%	18-02-2020 To 19-02-2020	6,09,641	0.14%	02-03-2020	10,000	0.00%	3,10,27,297	7.17%
G. K. & Sons Pvt. Ltd.	4,46,78,936	10.32%	27-12-2019 To 27-08-2020	14,75,657	0.34%	02-03-2020	3,50,000	0.08%	4,58,04,593	10.58%
G. K. Investments Ltd.	2,18,14,560	5.04%	28-08-2020 To 31-08-2020	10,00,000	0.23%		-		2,28,14,560	5.27%
Uttam Commercial Company Ltd.	2,21,81,774	5.12%		-			-		2,21,81,774	5.12%
Electrocast Sales India Ltd.	3,38,93,710	7.83%	25-11-2019 To 27-08-2020	55,81,448	1.29%		-		3,94,75,158	9.12%
Malay Commercial Enterprises Ltd.	37,48,190	0.87%	02-12-2019 To 03-12-2019	8,00,000	0.18%		-		45,48,190	1.05%
Escal Finance Services Ltd.	2,50,000	0.06%		-	-		-		2,50,000	0.06%
Global Exports Ltd.	12,98,901	0.30%					-		12,98,901	0.30%
Cubbon Marketing Pvt Ltd	25,00,000	0.58%		-	-		-		25,00,000	0.58%
Sri Gopal Investments Ventures Ltd.	37,42,885	0.86%					-		37,42,885	0.86%
Quinline Dealcomm Pvt. Ltd.	3,19,962	0.07%		-	-		-		3,19,962	0.07%
Ellenbarrie Developers Pvt. Ltd.	2,13,308	0.05%		-	-		-		2,13,308	0.05%
Greenchip Trexim Pvt. Ltd.	1,65,000	0.04%		-	-		-		1,65,000	0.04%
Calcutta Diagnostics Centre Pvt. Ltd.	1,30,000	0.03%		-	-		-		1,30,000	0.03%
Sree Khemisati Constructions Pvt. Ltd.	1,31,86,813	3.05%		-	-		-		1,31,86,813	3.05%
Total	22,17,40,200	51.22%		94,66,746	2.19%		3,60,000	0.08%	23,08,46,946	53.32%



G. K. INVESTMENTS LIMITED

71, Park Street, Park Plaza (South Block),
4th Floor, Room No. – 4D, Kolkata – 700 016 (INDIA)

CIN- U65993WB1974PLC029382

TEL: Board Number 91-33- 8334851900, 91-33-8334854500

15th February, 2019

To,
National Stock Exchange of India Limited
Exchange Plaza, C-1, Block G,
Bandra – Kurla Complex,
Bandra (East)
Mumbai – 400 051

BSE Limited
Phiroze Jeejeebhoy Towers
Dalal Street, Fort
Mumbai – 400 001

The Company Secretary
Srikalahasthi Pipes Ltd.
Rachgunneri
Srikalahasthi Mandal
Chittoor
Andhra Pradesh – 517 641

Dear Sirs,

Sub: Disclosure in terms of Regulation 29(2) of SEBI (Substantial Acquisition of Shares & Takeovers) Regulations, 2011

Re: Srikalahasthi Pipes Ltd.


We are enclosing disclosure in Form 29(2) in terms of the above mentioned Regulation.

Please acknowledge receipt.

Thanking you,

Yours faithfully

For G. K. INVESTMENTS LTD.



Director

Encl: As above

Disclosures under Regulation 29(2) of SEBI (Substantial Acquisition of Shares and Takeovers) Regulations, 2011

1. Name of the Target Company (TC)	Srikalahasthi Pipes Limited		
2. Name(s) of the acquirer and Persons Acting in Concert (PAC) with the acquirer	G K Investments Limited G K & Sons Private Limited Uttam Commercial Company Limited Murari Investment & Trading Company Limited		
3. Whether the acquirer belongs to Promoter/Promoter group	Yes		
4. Name(s) of the Stock Exchange(s) where the shares of TC are Listed	a) National Stock Exchange of India Limited b) BSE Limited		
5. Details of the acquisition / disposal as follows	Number	% w.r.t. total share/ voting capital wherever applicable(*)	% w.r.t. total diluted share/voting capital of the TC(**)
<u>Before the acquisition under consideration, holding of:</u>			
a) Shares carrying voting rights	Annexure A	Annexure A	Annexure A
b) Shares in the nature of encumbrance (Pledge/lien/non-disposal undertaking /others)	-	-	-
c) Voting rights (VR) otherwise than by shares	-	-	-
d) Warrants/convertible securities/any other instrument that entitles the acquirer to receive shares carrying voting rights in the TC (specify holding in each category)	-	-	-
e) Total (a+b+c+d)	Annexure A	Annexure A	Annexure A
<u>Details of acquisition/sale</u>			
a) Shares carrying voting rights acquired/sold	Annexure A	Annexure A	Annexure A
b) VRs acquired /sold otherwise than by shares	-	-	-
c) Warrants/convertible securities/any other instrument that entitles the acquirer to receive shares carrying voting rights in the TC (specify holding in each category) acquired/sold	-	-	-
d) Shares encumbered/invoked/released by the acquirer.	-	-	-
e) Total (a+b+c+/-d)	Annexure A	Annexure A	Annexure A




<u>After the acquisition/sale, holding of:</u>			
a) Shares carrying voting rights	Annexure A	Annexure A	Annexure A
b) Shares encumbered with the acquirer	-	-	-
c) VRs otherwise than by shares	-	-	-
d) Warrants/convertible securities/any other instrument that entitles the acquirer to receive shares carrying voting rights in the TC (specify holding in each category) after acquisition.	-	-	-
e) Total (a+b+c+d)	Annexure A	Annexure A	Annexure A
6. Mode of acquisition / sale (e.g. open market / off-market / public issue / rights issue / preferential allotment / inter-se transfer etc).	Open Market		
7. Date of acquisition / sale of shares / VR or date of receipt of intimation of allotment of shares, whichever is applicable	07.06.2010 to 14.02.2019		
8. Equity share capital / total voting capital of the TC before the said acquisition / sale	4,66,98,407 Equity Shares of face value ₹ 10/- each aggregating ₹ 46,69,84,070 /-		
9. Equity share capital/ total voting capital of the TC after the said acquisition / sale	4,66,98,407 Equity Shares of face value ₹ 10/- each aggregating ₹ 46,69,84,070 /-		
10. Total diluted share/voting capital of the TC after the said acquisition.	4,66,98,407 Equity Shares of face value ₹ 10/- each aggregating ₹ 46,69,84,070 /-		

(*) Total Share Capital/Voting Capital to be taken as per the latest filing done by the company to the stock exchange under clause 35 of the listing Agreement.

(**) Diluted share/voting capital means the total number of shares in the TC assuming full conversion of the outstanding convertible securities/warrants into equity shares of the TC.

For G. K. INVESTMENTS LTD.



 Director

(MANISH R BHAT)

Signature of the acquirer / Authorised Signatory

Place: Kolkata

Date: 15.02.2019

<u>Details of Acquisition</u>									
Name of the acquirer and Persons Acting in Concert (PAC) with the acquirer	Before the acquisition under consideration, holding of shares carrying voting rights			Acquisition of shares carrying voting rights (***)			After the acquisition, holding of shares carrying voting rights		
	Number	% w.r.t. total share/ voting capital wherever applicable(*)	% w.r.t. total diluted share/voting capital of the TC(**)	Number	% w.r.t. total share/ voting capital wherever applicable(*)	% w.r.t. total diluted share/voting capital of the TC(**)	Number	% w.r.t. total share/ voting capital wherever applicable(*)	% w.r.t. total diluted share/voting capital of the TC(**)
Electrosteel Castings Ltd	1,93,01,218	41.33%	41.33%	-	-	-	1,93,01,218	41.33%	41.33%
Uttam Commercial Co. Ltd.	1,66,704	0.36%	0.36%	2,37,365	0.51%	0.51%	4,04,069	0.87%	0.87%
Murari Investment & Trading Co. Ltd.	3,73,187	0.80%	0.80%	5,76,972	1.24%	1.24%	9,50,159	2.03%	2.03%
G K Investments Ltd.	1,56,416	0.33%	0.33%	6,54,445	1.40%	1.40%	8,10,861	1.74%	1.74%
G K & Sons Pvt. Ltd.	78,622	0.17%	0.17%	5,28,507	1.13%	1.13%	6,07,129	1.30%	1.30%
Total	2,00,76,147	42.99%	42.99%	19,97,289	4.28%	4.28%	2,20,73,436	47.27%	47.27%

*** Details of Acquisition of shares carrying voting rights are attached with Annexure B



Details of Acquisition of shares carrying voting rights											
Uttam Commercial Co. Ltd.			Murari Investment & Trading Co. Ltd.			G K Investments Ltd.			G K & Sons Pvt. Ltd.		
Date	No. of shares	% of shares	Date	No. of shares	% of shares	Date	No. of shares	% of shares	Date	No. of shares	% of shares
11.06.2010	6,000	0.01%	09.06.2010	5,075	0.01%	07.06.2010	438	0.00%	09.11.2018	11,987	0.03%
18.06.2010	2,622	0.01%	10.06.2010	2,400	0.01%	08.06.2010	7,400	0.02%	13.11.2018	10,000	0.02%
21.06.2010	3,409	0.01%	02.09.2010	2,500	0.01%	02.08.2018	10,000	0.02%	14.11.2018	7,000	0.01%
25.06.2010	3,895	0.01%	27.09.2010	3,827	0.01%	03.08.2018	7,500	0.02%	16.11.2018	3,754	0.01%
30.06.2010	778	0.00%	30.09.2010	2,500	0.01%	06.08.2018	10,000	0.02%	20.11.2018	13,957	0.03%
01.07.2010	3,246	0.01%	08.10.2010	5,000	0.01%	07.08.2018	2,500	0.01%	22.11.2018	20,000	0.04%
02.07.2010	5,000	0.01%	11.10.2010	5,000	0.01%	08.08.2018	5,000	0.01%	26.11.2018	17,344	0.04%
06.07.2010	3,661	0.01%	16.11.2010	4,000	0.01%	09.08.2018	9,100	0.02%	27.11.2018	14,859	0.03%
07.07.2010	5,000	0.01%	18.10.2010	5,000	0.01%	13.08.2018	5,000	0.01%	28.11.2018	10,000	0.02%
08.07.2010	5,000	0.01%	19.10.2010	2,000	0.00%	14.08.2018	2,667	0.01%	29.11.2018	6,000	0.01%
27.07.2010	5,000	0.01%	23.10.2010	7,200	0.02%	16.08.2018	7,333	0.02%	30.11.2018	9,304	0.02%
17.08.2010	5,000	0.01%	24.10.2010	3,000	0.01%	17.08.2018	6,000	0.01%	05.12.2018	10,000	0.02%
20.08.2010	3,754	0.01%	25.10.2010	4,326	0.01%	20.08.2018	3,500	0.01%	06.02.2019	13,885	0.03%
30.08.2010	5,000	0.01%	02.08.2018	10,000	0.02%	23.08.2018	2,500	0.01%	07.02.2019	29,500	0.06%
05.10.2018	10,000	0.02%	03.08.2018	7,500	0.02%	24.08.2018	2,500	0.01%	08.02.2019	32,641	0.07%
05.02.2019	7,000	0.01%	06.08.2018	10,000	0.02%	27.08.2018	2,500	0.01%	11.02.2019	58,335	0.12%
06.02.2019	1,00,000	0.21%	07.08.2018	2,500	0.01%	28.08.2018	5,000	0.01%	12.02.2019	13,031	0.03%
14.02.2019	63,000	0.13%	08.08.2018	5,000	0.01%	29.08.2018	7,500	0.02%	14.02.2019	2,46,910	0.53%
			09.08.2018	9,100	0.02%	30.08.2018	300	0.00%			
			13.08.2018	5,000	0.01%	25.09.2018	10,000	0.02%			
			14.08.2018	3,402	0.01%	04.12.2018	8,707	0.02%			
			16.08.2018	6,598	0.01%	14.02.2019	5,39,000	1.15%			
			17.08.2018	6,000	0.01%						
			20.08.2018	3,500	0.01%						
			23.08.2018	2,500	0.01%						
			24.08.2018	2,500	0.01%						
			27.08.2018	2,500	0.01%						
			28.08.2018	5,000	0.01%						
			29.08.2018	7,500	0.02%						
			30.08.2018	300	0.00%						
			05.10.2018	10,000	0.02%						
			06.11.2018	5,000	0.01%						
			14.02.2019	4,21,244	0.90%						
Total	2,37,365	0.51%	Total	5,76,972	1.24%	Total	6,54,445	1.40%	Total	5,28,507	1.13%



MAYANK KEJRIWAL

**NAV-NIKUNJ
13 GURUSADAY ROAD
KOLKATA 700 019**

22nd August, 2018

To,
National Stock Exchange of India Limited
Exchange Plaza, C-1, Block G,
Bandra – Kurla Complex,
Bandra (East)
Mumbai – 400 051

BSE Limited
Phiroze Jeejeebhoy Towers
Dalal Street, Fort
Mumbai – 400 001

The Company Secretary
Electrosteel Castings Ltd.
Rathod Colony
Dist. Sundergarh
Rajgangpur
Orissa – 770 017

Dear Sirs,

Sub: Disclosure in terms of Regulation 29(2) of SEBI (Substantial Acquisition of Shares & Takeovers) Regulations, 2011

Re: Electrosteel Castings Ltd

This is to inform you that M/s G K & Sons Pvt. Ltd., Uttam Commercial Company Ltd. and Electrocast Sales India Ltd., who are part of Promoter group of Electrosteel Castings Limited (ECL), have been allotted, in the aggregate, 1,38,64,817 shares of ECL on 20th August, 2018 pursuant to the Preferential issue of Equity shares by ECL.

Disclosure in Form 29(2) in terms of the above mentioned Regulations are enclosed for your information and necessary action.

Please acknowledge receipt.

Thanking you,

Yours faithfully,


MAYANK KEJRIWAL
Encl: As above

Disclosures under Regulation 29(2) of SEBI (Substantial Acquisition of Shares and Takeovers) Regulations, 2011

1. Name of the Target Company (TC)	Electrosteel Castings Limited		
2. Name(s) of the acquirer and Persons Acting in Concert (PAC) with the acquirer	1. G. K. & Sons Private Limited 2. Uttam Commercial Company Limited 3. Electrocast Sales India Limited		
3. Whether the acquirer belongs to Promoter/Promoter group	Yes		
4. Name(s) of the Stock Exchange(s) where the shares of TC are Listed	a) National Stock Exchange of India Limited b) BSE Limited		
5. Details of the acquisition / disposal as follows	Number	% w.r.t. total share/ voting capital wherever applicable(*)	% w.r.t. total diluted share/voting capital of the TC(**)
<u>Before the acquisition under consideration, holding of:</u>			
a) Shares carrying voting rights	Annexure A	Annexure A	Annexure A
b) Shares in the nature of encumbrance (Pledge/lien/non-disposal undertaking /others)	-	-	-
c) Voting rights (VR) otherwise than by shares	-	-	-
d) Warrants/convertible securities/any other instrument that entitles the acquirer to receive shares carrying voting rights in the TC (specify holding in each category)	-	-	-
e) Total (a+b+c+d)	Annexure A	Annexure A	Annexure A
<u>Details of acquisition/sale</u>			
a) Shares carrying voting rights acquired/sold	Annexure A	Annexure A	Annexure A
b) VRs acquired /sold otherwise than by shares	-	-	-
c) Warrants/convertible securities/any other instrument that entitles the acquirer to receive shares carrying voting rights in the TC (specify holding in each category) acquired/sold	-	-	-
d) Shares encumbered/invoked/released by the acquirer.	-	-	-
e) Total (a+b+c+/-d)	Annexure A	Annexure A	Annexure A

24

<u>After the acquisition/sale, holding of:</u>			
a) Shares carrying voting rights	Annexure A	Annexure A	Annexure A
b) Shares encumbered with the acquirer	-	-	-
c) VRs otherwise than by shares	-	-	-
d) Warrants/convertible securities/any other instrument that entitles the acquirer to receive shares carrying voting rights in the TC (specify holding in each category) after acquisition.	-	-	-
e) Total (a+b+c+d)	Annexure A	Annexure A	Annexure A
6. Mode of acquisition / sale (e.g. open market / off-market / public issue / rights issue / preferential allotment / inter-se transfer etc).	Preferential Allotment.		
7. Date of acquisition / sale of shares / VR or date of receipt of intimation of allotment of shares, whichever is applicable	20 th August, 2018		
8. Equity share capital / total voting capital of the TC before the said acquisition / sale	35,69,55,322 Equity Shares of face value ₹ 1/- each aggregating ₹ 35,69,55,322 /-		
9. Equity share capital/ total voting capital of the TC after the said acquisition / sale	40,54,82,183 Equity Shares of face value ₹ 1/- each aggregating ₹ 40,54,82,183 /-		
10. Total diluted share/voting capital of the TC after the said acquisition.	40,54,82,183 Equity Shares of face value ₹ 1/- each aggregating ₹ 40,54,82,183 /-		

(*) Total Share Capital/Voting Capital to be taken as per the latest filing done by the company to the stock exchange under clause 35 of the listing Agreement.

(**) Diluted share/voting capital means the total number of shares in the TC assuming full conversion of the outstanding convertible securities/warrants into equity shares of the TC.


MAYANK KEJRIWAL
Signature of the acquirer / seller / Authorised Signatory

Place: Kolkata

Date: 22.08.2018

Details of acquisition along with shareholding before & after such acquisition

Name of Acquirers and PACs	Shareholding before acquisition		Acquisition		Shareholding after acquisition	
	No. of Shares	Holding %	No. of Shares	Holding %	No. of Shares	Holding %
Mayank Kejriwal C/o Priya Manjari Trust	27,000	0.01%	-	-	27,000	0.01%
Uddhav Kejriwal	32,29,540	0.90%	-	-	32,29,540	0.80%
Uddhav Kejriwal HUF	15,54,550	0.44%	-	-	15,54,550	0.38%
Pallavi Kejriwal	1,87,950	0.05%	-	-	1,87,950	0.05%
Samriddhi Kejriwal	1,57,100	0.04%	-	-	1,57,100	0.04%
Shaswat Kejriwal	7,73,010	0.22%	-	-	7,73,010	0.19%
Uddhav Kejriwal C/o Samriddhi Trust	24,500	0.01%	-	-	24,500	0.01%
Umang Kejriwal C/o Sreeji Family Benefit Trust	1,75,13,527	4.91%	-	-	1,75,13,527	4.32%
Mayank Kejriwal C/o Sreeji Family Benefit Trust	1,75,13,526	4.91%	-	-	1,75,13,526	4.32%
Murari Investment & Trading Co. Ltd.	3,00,53,080	8.42%	-	-	3,00,53,080	7.41%
G. K. & Sons Pvt. Ltd.	3,67,31,833	10.29%	69,32,409	1.71%	4,36,64,242	10.77%
G. K. Investments Ltd.	2,17,39,560	6.09%	-	-	2,17,39,560	5.36%
Uttam Commercial Company Ltd.	1,85,90,570	5.21%	34,66,204	0.85%	2,20,56,774	5.44%
Electrocast Sales India Ltd.	2,98,99,981	8.38%	34,66,204	0.85%	3,33,66,185	8.23%
Malay Commercial Enterprises Ltd.	37,48,190	1.05%	-	-	37,48,190	0.92%
Escal Finance Services Ltd.	2,50,000	0.07%	-	-	2,50,000	0.06%
Global Exports Ltd.	2,00,000	0.06%	-	-	2,00,000	0.05%
Cubbon Marketing Pvt Ltd	25,00,000	0.70%	-	-	25,00,000	0.62%
Sri Gopal Investments Ventures Ltd.	37,32,885	1.05%	-	-	37,32,885	0.92%
Quinline Dealcomm Pvt. Ltd.	3,19,962	0.09%	-	-	3,19,962	0.08%
Ellenbarrie Developers Pvt. Ltd.	2,13,308	0.06%	-	-	2,13,308	0.05%
Greenchip Trexim Pvt. Ltd.	1,65,000	0.05%	-	-	1,65,000	0.04%
Calcutta Diagnostics Centre Pvt. Ltd.	1,30,000	0.04%	-	-	1,30,000	0.03%
Total	18,92,55,072	53.02%	1,38,64,817	0.03	20,31,19,889	50.09%


MAYANK KEJRIWAL