

November 14, 2022

To,
The Department of Corporate Services
BSE Limited
25th Floor, P. J. Tower,
Dalal Street,
Fort, Mumbai - 400 001

Security ID: ASHNI
Security Code: 541702

Dear Sir/Madam,

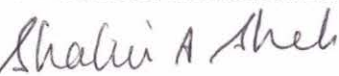
Sub: Outcome of Board Meeting

Pursuant to Regulation 33 and Para A of Part A of Schedule III read with Regulation 30 of SEBI (Listing Obligations and Disclosure Requirements) Regulations 2015, this is to inform you that the Board of Directors of the Company in its meeting held today i.e. on Monday, 14th November, 2022 from 05:00 P.M to 05:30 P.M at the Registered Office of the Company inter alia, has considered and approved the Standalone and Consolidated Unaudited Financial Results for the quarter and half year ended September 30, 2022 along with limited review report thereon.

Please take the above on your records.

Thanking You.

Yours faithfully,
For Ashnisha Industries Limited



Shalin A. Shah
Director
DIN: 00297447



Encl:

1. Unaudited Financial Results for the quarter and half year ended September 30, 2022.
2. Limited Review Report on Unaudited Financial Results.



GMCA & Co.

Chartered Accountants

UDIN: 22163940BDBMJC9916

Independent Auditor's Review Report on Standalone Unaudited Quarterly Financial Results and Year to Date Results of the Company Pursuant to the Regulation 33 of the SEBI (Listing Obligations and Disclosure Requirements) Regulations, 2015 (as amended)

To
The Board of Directors,
Ashnisha Industries Limited

We have reviewed the accompanying statement of unaudited financial results of Ashnisha Industries Limited for the quarter ended 30.09.2022 attached herewith, being submitted by the Company pursuant to the requirements of the Regulation 33 of the SEBI (Listing Obligations and Disclosures Requirements) Regulations, 2015, as amended.

This statement is the responsibility of the Company's Management and has been approved by the Board of Directors/ Committee of Board of Directors. Our responsibility is to issue a report on these financial statements based on our review.

We conducted our review in accordance with the Standard on Review Engagement (SRE) 2410, "Review of Interim Financial information performed by the Independent Auditor of the Entity issued by the Institute of Chartered Accountants of India. This standard requires that we plan and perform the review to obtain moderate assurance as to whether the financial statements are free of material misstatement. A review is limited primarily to inquiries of company personnel and analytical procedures applied to financial data and thus provide less assurance than an audit. We have not performed an audit and accordingly, we do not express an audit opinion.

Based on our review conducted as above, nothing has come to our attention that causes us to believe that the accompanying statement of unaudited financial results prepared in accordance with applicable accounting standards and other recognized accounting practices and policies has not disclosed the information required to be disclosed in terms of Regulation 33 of the SEBI (Listing Obligations and Disclosure Requirements) Regulations, 2015 including the manner in which it is to be disclosed, or that it contains any material misstatement.



For, G M C A & C O.
Chartered Accountants
FRN: 109850W

CA. Mitt S. Patel
Partner
Membership No: 163940

Place: Ahmedabad
Date: 14th November, 2022

ASHNISHA INDUSTRIES LIMITED

Registered Office: 7th Floor, Ashoka Chambers, Opp. HCG Hospital, Mithakhali Six Roads, Ahmedabad 380 006.

CIN : L74110GJ2009PLC057629

STATEMENT OF STANDALONE UNAUDITED FINANCIAL RESULTS FOR THE QUARTER ENDED SEPTEMBER 30, 2022.

(Rs. in Lakhs per share data)

Particulars	Quarter Ended			Six Month Ended		Year Ended
	30/09/2022	30/06/2022	30/09/2021	30/09/2022	30/09/2021	31/03/2022
	Unaudited	Unaudited	Unaudited	Unaudited	Unaudited	Audited
1 Income from Operations						
(a) Revenue from operations	115.31	52.64	0.00	167.95	0.00	0.00
(b) Other Income	0.00	22.50	0.00	22.50	0.00	50.30
Total Income	115.31	75.14	0.00	190.45	0.00	50.30
2 Expenses						
(a) Cost of Materials consumed	0.00	0.00	0.00	0.00	0.00	0.00
(b) Purchase of stock-in-trade	107.19	45.29	0.00	152.48	0.00	0.00
(c) Increase/Decrease in inventories of FG, WIP and stock-in-trade	0.00	0.00	0.00	0.00	0.00	0.00
(d) Employee benefits expense	0.30	0.30	0.20	0.60	0.50	8.78
(e) Finance Cost	0.00	0.00	0.00	0.00	0.00	0.31
(f) Depreciation and amortisation expense	0.05	0.04	0.26	0.09	0.52	0.33
(g) Other expenses	1.03	4.27	0.57	5.30	3.89	54.42
Total Expenses	108.57	49.90	1.03	158.47	4.91	63.84
3 Profit/(loss) before exceptional items and tax (1-2)	6.74	25.24	-1.03	31.98	-4.91	-13.54
4 Exceptional Items	0.00	0.00	0.00	0.00	0.00	0.00
5 Profit/(Loss) before Extraordinary Items (3-4)	6.74	25.24	-1.03	31.98	-4.91	-13.54
6 Extraordinary Items	0.00	0.00	0.00	0.00	0.00	0.00
7 Profit/(Loss) before tax (5-6)	6.74	25.24	-1.03	31.98	-4.91	-13.54
8 Tax Expense						
(a) Current tax	0.00	0.00	0.00	0.00	0.00	0.00
(b) Deferred tax	0.00	0.00	0.00	0.00	0.00	0.00
Total Tax Expenses	0.00	0.00	0.00	0.00	0.00	0.00
9 Profit / (Loss) for the period from continuing operations (7-8)	6.74	25.24	-1.03	31.98	-4.91	-13.54
10 Profit (Loss) from discontinuing operations	0.00	0.00	0.00	0.00	0.00	0.00
11 Tax Expense of discontinuing operations	0.00	0.00	0.00	0.00	0.00	0.00
12 Profit (Loss) from discontinuing operations (after tax)(10+11)	0.00	0.00	0.00	0.00	0.00	0.00
13 Other Comprehensive Income						
A(i) Items that will not be reclassified to profit or loss	0.00	0.00	0.00	0.00	0.00	0.00
(ii) Income tax relating to items that will not be reclassified to profit or loss	0.00	0.00	0.00	0.00	0.00	0.00
B (i) Items that will be reclassified to profit or loss	0.00	0.00	0.00	0.00	0.00	0.00
(ii) Income tax relating to items that will be reclassified to profit or loss	0.00	0.00	0.00	0.00	0.00	0.00
Other Comprehensive Income for the period	0.00	0.00	0.00	0.00	0.00	0.00
14 Total Comprehensive Income for the period	6.74	25.24	-1.03	31.98	-4.91	-13.54
15 Paid-up equity share capital (Face value of Rs 1/- each)	990.00	301.88	301.88	990.00	301.88	301.88
16 Other Equity	-	-	-	1317.18	894.72	886.08
Earnings Per Share (before exceptional items) (not annualised):						
(a) Basic	0.01	0.08	-0.03	0.03	-0.16	-0.45
(b) Diluted	0.01	0.08	-0.03	0.03	-0.16	-0.45
18 Earnings Per Share (after exceptional items) (not annualised):						
(a) Basic	0.01	0.08	-0.03	0.03	-0.16	-0.45
(b) Diluted	0.01	0.08	-0.03	0.03	-0.16	-0.45

Notes:

1. The above standalone financial results have been reviewed by the Audit Committee and approved by the Board of Directors in their meeting held on November 14, 2022. The Limited Review under Regulation 33 of the SEBI (Listing Obligations and Disclosure Requirements) Regulations, 2015 has been carried out by the statutory auditors. The Limited Review Report does not contain any observation which could have an impact on the results for the quarter ended September 30, 2022.

2. Company currently operates in trading of steel and chemical activities.

3. Previous period's figures have been regrouped/rearranged wherever necessary to confirm to the current period's classification.

4) The Company adopted the Indian Accounting Standards ("Ind AS") effective 1st April, 2017 (transition date 1st April, 2016). The financial results have been prepared in accordance with Ind AS as prescribed under Section 133 of the Companies Act, 2013 read with the relevant Rules issued there under.

Date : 14/11/2022
Place : Ahmedabad



For, ASHNISHA INDUSTRIES LIMITED

Ashok C. Shah

ASHOK C. SHAH
DIRECTOR

DIN : 02467830

ASHNISHA INDUSTRIES LIMITED			
STATEMENT OF STANDALONE UNAUDITED ASSETS AND LIABILITIES			
(Rs.in Lacs)			
Particulars		As at 30/09/2022	As at 31/03/2022
A	ASSETS		
1	Non-current Assets		
(a)	Property , Plant and Equipment	2.17	2.26
(b)	Other Intangible assets	-	-
(c)	Capital work in progress	-	-
(d)	Intangible assets under development	-	-
(e)	Financial Assets :		
(i)	Investments	343.54	343.54
(ii)	Deferred tax assets (Net)	-	-
(iii)	Loans	-	-
(f)	Other non-current assets	-	-
	Sub-total - Non-current Assets	345.71	345.80
2	Current Assets		
(a)	Inventories	-	-
(b)	Financial Assets :		
(i)	Investments	-	-
(ii)	Trade Receivables	533.63	421.45
(iii)	Cash and Cash Equivalents	502.22	1.93
(iv)	Loans	1409.84	722.69
(c)	Other current assets	16.99	3.18
	Sub-total - Current Assets	2,462.67	1,149.25
	TOTAL - ASSETS	2,808.38	1,495.05
B	EQUITY AND LIABILITIES		
	Shareholders' Funds		
(a)	Share Capital	990.00	301.88
(b)	Other Equity	1317.18	886.08
	Sub-total - Equity	2,307.18	1,187.96
1	Liabilities		
	Non-current Liabilities		
(a)	Financial Liabilities :		
(i)	Borrowings	188.15	165.56
(b)	Deferred Tax Liabilities (Net)	-	-
(c)	Provisions	-	-
(d)	Other Non - Current Liabilities	-	-
	Sub-total - Non-current liabilities	188.15	165.56
2	Current Liabilities		
(a)	Financial Liabilities :		
(i)	Borrowings	-	8.00
(ii)	Trade Payables		
	(i) Total outstanding dues to Micro and Small Enterprises		
	(ii) Total outstanding dues of creditors other than Micro and Small Enterprises	309.56	131.87
(iii)	Other Financial Liabilities	-	-
(b)	Provisions	1.15	1.25
(c)	Other Current Liabilities	2.34	0.41
	Sub-total - Current Liabilities	313.05	141.53
	TOTAL - EQUITY AND LIABILITIES	2,808.38	1,495.05



ASHNISHA INDUSTRIES LIMITED**Cashflow Statement**

(Rs.in Lacs)

Particulars	01-04-2022 to 30-09-2022	01-04-2021 to 30-09-2021
A Cash flow from Operating Activities		
Net Profit Before Tax	31.98	(4.91)
Adjustments for:		
Add Depreciation	0.09	0.52
Less Dividend Income	-	-
Add Interest Expense	-	-
Less Short Term Capital Gain (Mutual Fund)	-	-
Operating Profit / (Loss) before Working Capital Changes	32.07	(4.34)
Adjustments for:		
Increase/(Decrease) in Trade Payables	177.69	(0.96)
Increase/(Decrease) in Other Current Liabilities	1.93	5.06
Increase/(Decrease) in Provisions	(0.10)	0.10
(Increase)/Decrease in Trade Receivables	(112.18)	261.80
(Increase)/Decrease in short term loans & advances	(687.15)	(300.46)
Increase/(Decrease) in Borrowing	(8.00)	16.25
(Increase)/Decrease in inventories	-	-
(Increase)/Decrease in other current assets	(13.80)	-
Cashflow generated from Operating Activities	(609.54)	(22.60)
Income Tax Paid (Net of Refund)		
Net Cashflow generated from Operating Activities A	(609.54)	(22.60)
B Cash flow from Investment Activities		
Purchase of Property , Plant and Equipment	-	-
Sale of Property , Plant and Equipment	-	-
Sale of Investments	-	-
Purchase of Investments	-	-
Share Application Money Received Back	-	-
Dividend Income	-	-
Net Cashflow generated from Investments Activities B	-	-
C Cash flow from Financiag Activities		
(Increase)/Decrease in other non-current assets	-	-
(Increase) /Decrease in Long term Loans & Advances (Assets)	-	-
Increase /(Decrease) in Borrowings (Liabilities)	22.59	-
Increase /(Decrease) in Share Capital	1,087.24	-
Net Cashflow generated from Financing Activities C	1,109.83	-
Net Change in Cash & Cash Equivalents (A+B+C)	500.29	(22.60)
Opening Cash & Cash Equivalents	1.93	28.25
Closing Cash & Cash Equivalents	502.22	5.65



ASHNISHA INDUSTRIES LIMITED

Unaudited Segment - Wise Revenue , Results and Capital Employed

(Rs.In Lacs)

Particulars	Quarter Ended			Six Month Ended		Year Ended
	30/09/2022	30/06/2022	30/09/2021	30/09/2022	30/09/2021	31/03/2022
	Unaudited	Unaudited	Unaudited	Unaudited	Unaudited	Audited
1. Segment Revenue						
(a) Steel Trading	115.31	52.64	0.00	167.95	0.00	0.00
(b) Trading of Goods	0.00	0.00	0.00	0.00	0.00	0.00
(c) Others	0.00	0.00	0.00	0.00	0.00	0.00
Total						
Less: Inter Segment Revenue						
Net sales/Income From Operations	115.31	52.64	0.00	167.95	0.00	0.00
2. Segment Results						
(a) Steel Trading	8.12	7.35	0.00	15.47	0.00	0.00
(b) Trading of Goods	0.00	0.00	0.00	0.00	0.00	0.00
(c) Others	0.00	22.50	0.00	22.50	0.00	50.30
Total						
Less: (i) Other Un-allocable Expenditure net off	-1.38	-4.61	-1.03	-5.99	-4.91	-63.84
Total Profit Before Tax	6.74	25.24	-1.03	31.98	-4.91	-13.54
3. Capital Employed (Segment assets – Segment Liabilities)						
(a) Steel Operation	222.56	217.38	306.91	222.56	306.91	289.16
(b) Trading of Goods	0.00	0.00	0.00	0.00	6.00	0.00
(c) Other Unallocable	2084.61	995.82	883.69	2084.61	883.69	898.80
Total	2307.18	1213.20	1190.60	2307.18	1196.60	1187.96





G M C A & Co.

Chartered Accountants

UDIN: 22163940BDBNNM5222

Independent Auditor's Review Report on Consolidated Unaudited Quarterly Financial Results and Year to Date Results of the Company Pursuant to the Regulation 33 of the SEBI (Listing Obligations and Disclosure Requirements) Regulations, 2015 (as amended)

To
The Board of Directors,
Ashnisha Industries Limited

We have reviewed the accompanying statement of unaudited consolidated financial results (the 'Statement') of Ashnisha Industries Limited (the 'Holding Company') and its subsidiaries (the Holding Company and its subsidiaries together referred to as the 'Group') for the quarter ended 30 September 2022 and the consolidated year to date results for the period 1 April 2022 to 30 September 2022, being submitted by the Holding Company pursuant to the requirements of Regulation 33 of the SEBI (Listing Obligations and Disclosure Requirements) Regulations, 2015 (as amended), including relevant circulars issued by the SEBI from time to time.

This Statement, which is the responsibility of the Holding Company's management and approved by the Holding Company's Board of Directors, has been prepared in accordance with the recognition and measurement principles laid down in Indian Accounting Standard 34, interim Financial Reporting ('Ind AS 34'). Prescribed under section 133 of the Companies Act, 2013 ('the Act'), SEBI Circular CIR/CFD/FAC/62/2016 dated 5 July 2016 (hereinafter referred to as 'the SEBI Circular'), and other accounting principles generally accepted in India. Our responsibility is to express a conclusion on the Statement based on our review.

We conducted our review of the Statement in accordance with the Standard on Review Engagements (SRE) 2410, Review of Interim Financial Information Performed by the Independent Auditor of the Entity, issued by the Institute of Chartered Accountants of India. A review of interim financial information consists of making inquiries, primarily of persons responsible for financial and accounting matters and applying analytical and other review procedures. A review is substantially less in scope than an audit conducted in accordance with the Standards on Auditing specified under section 143(10) of the Act, and consequently, does not enable us to obtain assurance that we would become aware of all significant matters that might be identified in an audit. Accordingly, we do not express an audit opinion.


We also performed procedures in accordance with the SEBI Circular CIR/CFD/CMD1/44/2019 dated 29 March 2019 issued by the SEBI under Regulation 33 (8) of the SEBI (Listing Obligations and Disclosure Requirements) Regulations, 2015 (as amended), to the extent applicable.

Based on our review conducted and procedures performed as stated in paragraph 3 above, nothing has come to our attention that causes us to believe that the accompanying Statement, prepared in accordance with recognition and measurement principles laid down in Ind AS 34, prescribed under Section 133 of the Act, the SEBI Circular and other accounting principles generally accepted in India, has not disclosed the information required to be disclosed in

Address : 101, Parishram, 5-B, Rashmi Society, Nr. LG Showroom, Mithakhali Six Roads, Navrangpura, Ahmedabad -

380009

☎ 079-40037372 ✉ gmca1973@gmail.com





GMCA & Co.

Chartered Accountants


accordance with the requirements of Regulation 33 of the SEBI (Listing Obligations and Disclosure Requirements) Regulations, 2015 (as amended), including the manner in which it is to be disclosed, or that it contains any material misstatement.

The Statement includes the interim financial information of Adzillow Private Limited (The Subsidiary Company), which have not been reviewed / audited by their auditors, and have been furnished to us by the Holding Company's management. Our Conclusion on the Statement, and our report in terms of Regulation 33 of the SEBI (Listing Obligations and Disclosure Requirements) Regulations, 2015 (as amended), read with SEBI Circular, in so far as it relates to the aforesaid subsidiaries are based solely on such interim financial information.

Our conclusion is not modified in respect of this matter.



For, G M C A & CO.
Chartered Accountants
FRN: 109850W


CA. Mitt S. Patel
Partner
Membership No: 163940

Place: Ahmedabad
Date: 14th November, 2022

ASHNISHA INDUSTRIES LIMITED

Registered Office: 7th Floor, Ashoka Chambers, Opp. HCG Hospital, Mithakhali Six Roads, Ahmedabad 380 006.

CIN : L74110GJ2009PLC057629

STATEMENT OF CONSOLIDATED UNAUDITED FINANCIAL RESULTS FOR THE QUARTER ENDED SEPTEMBER 30, 2022.

(Rs. in Lakhs except per share data)

Sr No	Particulars	Quarter Ended			Six Month Ended		Year Ended
		30/09/2022	30/06/2022	30/09/2021	30/09/2022	30/09/2021	31/03/2022
		Unaudited	Unaudited	Unaudited	Unaudited	Unaudited	Audited
1	Income from Operations						
	(a) Revenue from operations	459.21	251.33	196.00	710.54	345.05	900.79
	(b) Other Income	11.58	22.50	0.00	34.08	0.00	227.20
	Total Income	470.80	273.83	196.00	744.63	345.05	1127.99
2	Expenses						
	(a) Cost of Materials consumed	0.00	0.00	0.00	0.00	0.00	0.00
	(b) Purchase of stock-in-trade	334.80	234.05	186.23	568.85	328.77	729.77
	(c) Increase/Decrease in inventories of FG, WIP and stock-in-trade	59.77	0.00	0.00	59.77	0.00	19.92
	(d) Employee benefits expense	3.81	3.85	1.22	7.66	1.52	17.66
	(e) Finance Cost	0.08	0.05	0.04	0.13	0.04	0.58
	(f) Depreciation and amortisation expense	24.24	24.58	21.64	48.82	44.12	98.08
	(g) Other expenses	1.15	9.88	2.93	11.03	11.64	139.10
	Total Expenses	423.86	272.40	212.05	696.27	386.09	1005.12
3	Profit/(loss) before exceptional items and tax (1-2)	46.93	1.43	-16.05	48.36	-41.04	122.87
4	Exceptional Items	0.00	0.00	0.00	0.00	0.00	0.00
5	Profit/(Loss) before Extraordinary Items (3-4)	46.93	1.43	-16.05	48.36	-41.04	122.87
6	Extraordinary Items	0.00	0.00	0.00	0.00	0.00	0.00
7	Profit/(Loss) before tax (5-6)	46.93	1.43	-16.05	48.36	-41.04	122.87
8	Tax Expense						
	(a) Current tax	0.00	0.00	0.00	0.00	0.00	26.09
	(b) Deferred tax	0.00	0.00	0.00	0.00	0.00	54.60
	Total Tax Expenses	0.00	0.00	0.00	0.00	0.00	80.69
9	Profit / (Loss) for the period from continuing operations (5-7)	46.93	1.43	-16.05	48.36	-41.04	42.18
10	Profit (Loss) from discontinuing operations	0.00	0.00	0.00	0.00	0.00	0.00
11	Tax Expense of discontinuing operations	0.00	0.00	0.00	0.00	0.00	0.00
12	Profit (Loss) from discontinuing operations (after tax)(8-10)	0.00	0.00	0.00	0.00	0.00	0.00
13	Share of Profit/(Loss) of associates*	0.00	0.00	0.00	0.00	0.00	0.00
14	Minority Interest*	0.00	0.00	0.00	0.00	0.00	0.00
15	Other Comprehensive Income						
	A(i) Items that will not be reclassified to profit or loss	0.00	0.00	0.00	0.00	0.00	0.00
	(ii) Income tax relating to items that will not be reclassified to profit or loss	0.00	0.00	0.00	0.00	0.00	0.00
	B (i) Items that will be reclassified to profit or loss	0.00	0.00	0.00	0.00	0.00	0.00
	ii) Income tax relating to items that will be reclassified to profit or loss	0.00	0.00	0.00	0.00	0.00	0.00
	Other Comprehensive Income for the period	0.00	0.00	0.00	0.00	0.00	0.00
16	Total Comprehensive Income for the period	46.93	1.43	-16.05	48.36	-41.04	42.18
17	Total Comprehensive Income attributable to :						
	Share of Profit / (Loss) of associates *	0.00	0.00	0.00	0.00	0.00	0.00
	Minority Interest *	0.00	0.00	0.00	0.00	0.00	0.00
18	Paid-up equity share capital (Face value of rs. 1/- each)*	990.00	301.88	301.88	990.00	301.88	301.88
19	Other Equity	-	-	-	-	4074.93	4158.15
20	Earnings Per Share (before exceptional items) (not annualised):						
	(a) Basic	0.047	0.005	-0.53	0.049	-1.36	1.40
	(b) Diluted	0.047	0.005	-0.53	0.049	-1.36	1.40
	Earnings Per Share (after exceptional items) (not annualised):						
21	(a) Basic	0.047	0.005	-0.53	0.049	-1.36	1.40
	(b) Diluted	0.047	0.005	-0.53	0.049	-1.36	1.40

Notes:

1. The above consolidated financial results have been reviewed by the Audit Committee and approved by the Board of Directors in their meeting held on November, 14, 2022. The Limited Review under Regulation 33 of the SEBI (Listing Obligations and Disclosure Requirements) Regulations, 2015 has been carried out by the statutory auditors. The Limited Review Report does not contain any observation which could have an impact on the results for the quarter ended September 30, 2022.

Date : 14/11/2022
Place : Ahmedabad



For, ASHNISHA INDUSTRIES LIMITED

Ashok C. Shah
ASHOK C. SHAH
DIRECTOR
DIN : 02467830

ASHNISHA INDUSTRIES LIMITED			
STATEMENT OF CONSOLIDATED UNAUDITED ASSETS AND LIABILITIES			
			(Rs.in Lakh)
Particulars		As at 30/09/2022	As at 31/03/2022
A	ASSETS		
	1 Non-current Assets		
(a)	Property , Plant and Equipment	10.49	11.34
(b)	Other Intangible assets	582.67	667.67
(c)	Goodwill	590.98	590.98
(d)	Capital work in progress	-	-
(e)	Intangible assets under development	-	-
(f)	Financial Assets :		
(i)	Investments	58.73	58.73
(ii)	Deferred tax assets (Net)	2,189.30	20.95
(iii)	Loans	20.95	1,588.90
(f)	Other non-current assets	715.74	646.73
	Sub-total - Non-current Assets	4,168.86	3,585.30
	2 Current Assets		
(a)	Inventories	0.00	105.19
(b)	Financial Assets :		
(i)	Investments		
(ii)	Trade Receivables	692.77	577.66
(iii)	Cash and Cash Equivalents	528.09	16.82
(iv)	Loans	2,719.56	2,372.87
(c)	Other current assets	267.26	206.09
	Sub-total - Current Assets	4,207.69	3,278.64
	TOTAL - ASSETS	8,376.54	6,863.93
B	EQUITY AND LIABILITIES		
	Shareholders' Funds		
(a)	Share Capital	990.00	301.88
(b)	Other Equity	4,549.90	4,158.15
(C)	Non Controlling Interest	1,689.91	1,621.74
	Sub-total - Shareholders' Funds	7,229.81	6,081.77
	1 Liabilities		
	Non-current Liabilities		
(a)	Financial Liabilities :		
(i)	Borrowings	188.15	165.56
(b)	Deferred Tax Liabilities (Net)	-	-
(c)	Provisions	-	-
(d)	Other Non Current Liabilities	-	-
	Sub-total - Non-current liabilities	188.15	165.56
	2 Current Liabilities		
(a)	Financial Liabilities :		
(i)	Borrowings	0.00	8.00
(ii)	Trade Payables		
	(i) Total outstanding dues to Micro and Small Enterprises		
	(ii) Total outstanding dues of creditors other than Micro and Small Enterprises	856.76	169.98
(iii)	Other Current Liabilities	22.38	430.22
(b)	Current Tax Liabilities (Net)	0.00	0.00
(c)	Provisions	79.44	8.42
	Sub-total - Current Liabilities	958.58	616.61
	TOTAL - EQUITY AND LIABILITIES	8,376.54	6,863.94



ASHNISHA INDUSTRIES LIMITED

UNAUDITED CONSOLIDATED CASH FLOW STATEMENT FOR QUARTER ENDED 30 SEPTEMBER , 2022

Particulars	01-04-2022 to 30-09-2022	01-04-2021 to 30-09-2021
A Cash flow from Operating Activities		
Net Profit Before Tax	48.36	(41.04)
Adjustments for:		
Add Depreciation	48.82	44.12
Less Dividend Income	-	-
Less Interest Income	-	-
Add Interest Expense	0.13	0.04
less Consolidation Adjustmnet	(55.72)	-
Operating Profit / (Loss) before Working Capital Changes	41.59	3.12
Adjustments for:		
Increase/(Decrease) in Trade Payables	686.78	(433.95)
Increase/(Decrease) in Other Current Liabilities	(407.83)	104.72
Increase/(Decrease) in Provisions	71.02	18.13
(Increase)/Decrease in Trade Receivables	(115.11)	246.74
(Increase)/Decrease in short term loans & advances	(346.70)	124.51
Increase/(Decrease) in Borrowing	(8.00)	(127.95)
(Increase)/Decrease in inventories	105.19	-
(Increase)/Decrease in other current assets	(61.17)	(402.78)
Cashflow generated from Operating Activities	(34.22)	(467.45)
Income Tax Paid (Net of Refund)	-	-
Net Cashflow generated from Operating Activities A	(34.22)	(467.45)
B Cash flow from Investment Activities		
Purchase of Property , Plant and Equipment, Change in Intangible Assets	37.03	33.13
Sale of Property , Plant and Equipment	-	-
Non Controlling Interest	68.17	(27.46)
Purchase/sale of Investments	-	-
Interest Income	-	-
Consolidation Adjustments	-	-
Net Cashflow generated from Investments Activities B	105.20	5.67
C Cash flow from Financiag Activities		
Interest Expenses	(0.13)	(0.04)
Non Controlling Interest	-	-
Proceeds/ (Repayment) toward share capital	-	-
(Increase)/Decrease in other non-current assets	(69.00)	(529.68)
(Increase) /Decrease in Long term Loans & Advances (Assets)	(600.41)	(483.19)
Increase /(Decrease) in Borrowings (Liabilities)	22.59	-
Increase /(Decrease) in Share Capital	1,087.24	-
Net Cashflow generated from Financing Activities C	440.28	(1,012.91)
Net Change in Cash & Cash Equivalents (A+B+C)	511.27	(1,474.68)
Opening Cash & Cash Equivalents	16.82	1,482.40
Closing Cash & Cash Equivalents	528.09	7.72



ASHNISHA INDUSTRIES LIMITED

Unaudited Consolidated Segment - Wise Revenue , Results and Capital Employed

(Rs.In Lakh)

Particulars	Quarter Ended			Six Month Ended		Year Ended
	30/09/2022	30/06/2022	30/09/2021	30/09/2022	30/09/2021	31/03/2022
	Unaudited	Unaudited	Unaudited	Unaudited	Unaudited	Audited
1. Segment Revenue						
(a) Steel Trading	115.31	52.64	0.00	167.95	0.00	0.00
(b) Trading of Software, Electronic and IT Product.	343.90	198.69	196.00	542.59	345.05	900.79
(c) Trading of Goods	0.00	0.00	0.00	0.00	0.00	0.00
(d) Others	0.00	0.00	0.00	0.00	0.00	0.00
Total						
Less: Inter Segment Revenue						
Net sales/Income From Operations	459.21	251.33	196.00	710.54	345.05	900.79
2. Segment Results						
(a) Steel Trading	8.12	7.35	0.00	15.47	0.00	0.00
(b) Trading of Software, Electronic and IT Product.	116.30	9.93	9.77	126.23	16.28	151.09
(c) Trading of Goods	0.00	0.00	0.00	0.00	0.00	0.00
(d) Others	11.58	22.50	0.00	34.08	0.00	227.20
Total						
Less: (i) Other Un-allocable Expenditure net off	-89.07	-38.35	-25.83	-127.42	-57.32	-255.42
Total Profit Before Tax	46.93	1.43	-16.06	48.36	-41.04	122.87
3. Capital Employed (Segment assets - Segment Liabilities)						
(a) Steel Operation	222.56	217.38	306.91	222.56	306.91	289.16
(b) Trading of Software, Electronic and IT Product.	921.00	100.91	153.69	921.00	153.69	11.30
(c) Trading of Goods	0.00	0.00	6.00	0.00	6.00	0.00
(d) Other Unallocable	4396.34	4143.17	3910.21	4396.34	3910.21	4159.57
Total	5539.90	4461.46	4376.81	5539.90	4376.81	4460.03

