



CIN: L65190MH2004GOI148838

आईडीबीआई बैंक लिमिटेड  
पंजीकृत कार्यालय : आईडीबीआई टॉवर,  
डब्ल्यूटीसी कॉम्प्लेक्स, कफ परेड,  
मुंबई - 400 005.  
टेलिफोन : (+91 22) 6655 3355, 2218 9111  
फैक्स : (+91 22) 2218 0411  
वेबसाइट : www.idbi.com

IDBI Bank Limited  
Regd. Office : IDBI Tower,  
WTC Complex, Cuffe Parade,  
Mumbai - 400 005.  
TEL.: (+91 22) 6655 3355, 2218 9111  
FAX : (+91 22) 2218 0411  
Website : www.idbi.com

28 जुलाई 2021

The Manager (Listing) BSE Ltd., 25th Floor, Phiroz Jeejeebhoy Towers, Dalal Street, Fort, Mumbai - 400 001	The Manager (Listing) National Stock Exchange of India Ltd., Exchange Plaza, 5th Floor, Plot No.C/1, G Block, Bandra Kurla Complex, Bandra(E), Mumbai - 400 051
--	--

Dear Sir/Madam,

**Un-audited Financial Results for the  
Quarter ended June 30, 2021 and Limited  
Review Report submitted by Statutory Central Auditors**

In terms of Regulation 33 of the SEBI (LODR) Regulations, 2015, we advise that the Board of Directors of IDBI Bank Ltd., at their meeting held on Wednesday, July 28, 2021, have taken on record the Un-audited Financial Results of the Bank for the quarter ended June 30, 2021. We enclose a statement of the results approved at the above meeting. The Board Meeting commenced at 11.00 a.m. and concluded at 12.40 p.m.

Further, please find enclosed the limited review report for the quarter ended June 30, 2021 received from M.P. Chitale & Co. and K. S. Aiyar & Co., Statutory Central Auditors of IDBI Bank Ltd.

Kindly acknowledge receipt and take the above on record.

भवदीया,  
कृते आईडीबीआई बैंक लिमिटेड

*ज्योति*  
28/7/2021


[ज्योति नायर]  
कंपनी सचिव

**IDBI BANK LIMITED**  
**Unaudited Standalone Financial Results for the Quarter ended June 30, 2021**

(₹ in Lakh)

Sr. No.	Particulars	Quarter Ended			Year Ended
		30.06.2021	31.03.2021	30.06.2020	31.03.2021
		(Reviewed)	(Audited) Refer Note No. 15	(Reviewed)	(Audited)
1	Interest earned (a)+(b)+(c)+(d)	4916 13	5781 39	4896 43	19929 81
	(a) Interest/discount on advances/bills	3398 54	2901 52	3057 51	11819 22
	(b) Income on investments	1166 14	1197 29	1383 93	5160 62
	(c) Interest on balances with Reserve Bank of India and other inter bank funds	182 14	179 19	138 33	644 32
	(d) Others	169 31	1503 39	316 66	2305 65
2	Other Income	1638 82	1181 20	1004 59	4627 12
<b>A.</b>	<b>Total Income (1+2)</b>	<b>6554 95</b>	<b>6962 59</b>	<b>5901 02</b>	<b>24556 93</b>
3	Interest Expended	2410 40	2541 68	3123 98	11414 21
4	Operating Expenses (a)+(b)	1368 48	1541 62	1451 02	6051 94
	(a) Employees cost	687 10	732 52	772 15	3090 25
	(b) Other operating expenses	681 38	809 10	678 87	2961 69
<b>B.</b>	<b>Total Expenditure (3+4)</b> (excluding provisions and contingencies)	<b>3778 88</b>	<b>4083 30</b>	<b>4575 00</b>	<b>17466 15</b>
<b>C.</b>	<b>Operating profit (A-B)</b> (Profit before Provisions & Contingencies )	<b>2776 07</b>	<b>2879 29</b>	<b>1326 02</b>	<b>7090 78</b>
<b>D.</b>	<b>Provisions (other than tax) and Contingencies (Net)</b>	<b>1751 80</b>	<b>2456 65</b>	<b>888 05</b>	<b>4722 16</b>
	: of which provisions for Non-performing Assets	199 16	(1119 65)	(1334 80)	(2570 53)
<b>E.</b>	<b>Exceptional items</b>	-	-	-	-
<b>F.</b>	<b>Profit (+)/Loss(-) from Ordinary Activities before tax (C-D-E)</b>	<b>1024 27</b>	<b>422 64</b>	<b>437 97</b>	<b>2368 62</b>
<b>G.</b>	<b>Tax Expense*</b>	<b>420 97</b>	<b>(89 56)</b>	<b>293 54</b>	<b>1009 16</b>
<b>H.</b>	<b>Net Profit (+)/Loss(-) from Ordinary Activities after tax (F-G)</b>	<b>603 30</b>	<b>512 20</b>	<b>144 43</b>	<b>1359 46</b>
<b>I.</b>	<b>Exceptional items (net of tax expense)</b>	-	-	-	-
<b>J.</b>	<b>Net Profit (+)/Loss(-) for the period (H-I)</b>	<b>603 30</b>	<b>512 20</b>	<b>144 43</b>	<b>1359 46</b>
5	Paid-up equity share capital (Face Value ₹10 Per Share)	10752 40	10752 40	10380 59	10752 40
6	Reserves excluding Revaluation Reserves (as per Balance sheet of previous year)	19777 22	19777 22	17140 41	19777 22
7	<b>Analytical Ratios</b>				
	(i) Percentage of shares held by Government of India	45.48	45.48	47.11	45.48
	(ii) Capital Adequacy Ratio (%) (Basel III)	16.23	15.59	13.37	15.59
	(a) CET I Ratio (including CCB Ratio) (%)	13.64	13.06	10.59	13.06
	(b) Additional Tier I ratio (%)	-	-	-	-
	(iii) Earning Per Share (EPS) (₹) (not annualised) Before and After Extraordinary items				
	(a) Basic	0.56	0.48	0.14	1.30
	(b) Diluted	0.56	0.48	0.14	1.30
	(iv) NPA Amount/ Ratios				
	(a) Amount of Gross Non-performing assets	35593 86	36211 95	44475 20	36211 95
	(b) Amount of Net Non-performing assets	2052 83	2519 38	4473 73	2519 38
	(c) % of Gross Non-performing assets	22.71	22.37	26.81	22.37
	(d) % of Net Non-performing assets	1.67	1.97	3.55	1.97
	(v) Return on Assets % (Annualised)	0.83	0.70	0.20	0.46

\*Q4 FY 21 includes ₹ 299 52 lakh write back of provision for tax on account of Income tax refund for earlier years




**Standalone Segment Information for the Quarter ended June 30, 2021**

(₹ in Lakh)

Sr. No.	Particulars	Quarter ended			Year Ended
		June 30, 2021	Mar 31, 2021	June 30, 2020	March 31, 2021
		(Reviewed)	(Audited)	(Reviewed)	(Audited)
<b>a.</b>	<b>Segment Revenue</b>				
	Corporate/Wholesale banking	3222 66	3364 55	2107 94	10244 86
	Retail banking	6276 61	6548 39	7185 32	27102 57
	Treasury	203 17	199 17	77 58	356 50
	Other banking operations	-	-	-	-
	Unallocated	-	-	-	-
	<b>TOTAL</b>	<b>9702 44</b>	<b>10112 11</b>	<b>9370 84</b>	<b>37703 93</b>
	Less :- Inter-segment revenue	3147 49	3149 52	3469 82	13147 00
	<b>Net sales / income from operations</b>	<b>6554 95</b>	<b>6962 59</b>	<b>5901 02</b>	<b>24556 93</b>
<b>b.</b>	<b>Segment Results -Profit/(loss) before tax</b>				
	Corporate/Wholesale banking	659 25	72 16	(597 81)	(653 97)
	Retail banking	179 12	164 16	961 48	2675 55
	Treasury	185 90	186 32	74 30	347 04
	Other banking operations	-	-	-	-
	Unallocated	-	-	-	-
	<b>Profit/(Loss) before tax</b>	<b>1024 27</b>	<b>422 64</b>	<b>437 97</b>	<b>2368 62</b>
	Income taxes	420 97	(89 56)	293 54	1009 16
	<b>Net profit/(Loss)</b>	<b>603 30</b>	<b>512 20</b>	<b>144 43</b>	<b>1359 46</b>
<b>c.</b>	<b>Segment assets</b>				
	Corporate/Wholesale banking	104962 36	93413 44	105979 17	93413 44
	Retail banking	169672 27	182583 68	170887 75	182583 68
	Treasury	1939 84	835 23	1243 89	835 23
	Other banking operations	-	-	-	-
	Unallocated assets	19068 14	20931 73	21389 00	20931 73
	<b>Total assets</b>	<b>295642 61</b>	<b>297764 08</b>	<b>299499 81</b>	<b>297764 08</b>
<b>d.</b>	<b>Segment liabilities</b>				
	Corporate/Wholesale banking	37520 24	27934 59	52272 50	27934 59
	Retail banking	226473 64	238354 71	219319 35	238354 71
	Treasury	460 70	945 15	187 15	945 15
	Other banking operations	-	-	-	-
	Unallocated liabilities	-	-	-	-
	<b>Total liabilities</b>	<b>264454 58</b>	<b>267234 45</b>	<b>271779 00</b>	<b>267234 45</b>
<b>e.</b>	<b>Capital employed (Segment assets-Segment liabilities)</b>				
	Corporate/Wholesale banking	67442 12	65478 85	53706 67	65478 85
	Retail banking	(56801 37)	(55771 03)	(48431 60)	(55771 03)
	Treasury	1479 14	(109 92)	1056 74	(109 92)
	Other banking operations	-	-	-	-
	Unallocated	19068 14	20931 73	21389 00	20931 73
	<b>Total</b>	<b>31188 03</b>	<b>30529 63</b>	<b>27720 81</b>	<b>30529 63</b>

**Notes on Segment Reporting:**

- As per RBI guidelines and in compliance with the applicable Accounting Standard (AS)- 17 on Segment Reporting, the Bank has classified "Corporate/Wholesale Banking", "Retail Banking" and "Treasury" as Primary Business Segments.
- These segments have been identified in line with the said Accounting Standard (AS) after considering the nature and risk profile of the products and services, the target customer profile, the organization structure and the internal reporting system of the Bank.
- In determining 'Segment Results', the funds transfer price mechanism adopted by the Bank has been used.
- Revenue and Capital Employed of International operations are included in Corporate/Wholesale Banking segment.




**K S Aiyar & Co**  
**Chartered Accountants**  
F-7, Laxmi Mills,  
Shakti Mills Lane,  
(Off Dr. E Moses Rd),  
Mahalaxmi,  
Mumbai - 400 011.

**M P Chitale & Co**  
**Chartered Accountants**  
1<sup>st</sup> Floor, Hamam House,  
Ambalal Doshi Marg,  
Fort,  
Mumbai – 400 001.

**Independent Auditors' Limited Review Report on Standalone Unaudited Quarterly Financial Results of IDBI Bank Limited Pursuant to the Regulation 33 of the SEBI (Listing Obligations and Disclosure Requirements) Regulations, 2015**

To  
**Board of Directors of  
IDBI Bank Limited**

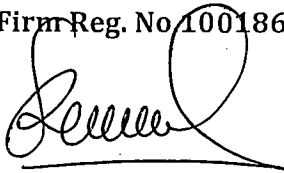
1. We have reviewed the accompanying statement of standalone unaudited financial results of IDBI Bank Limited ("the Bank") for the period ended June 30, 2021 ("the Statement").
2. This Statement which is the responsibility of the Bank's Management and approved by the Board of Directors has been prepared in accordance with recognition and measurement principles laid down in Accounting Standard 25 "Interim Financial Reporting" as prescribed under section 133 of the Companies Act, 2013 read with relevant rules issued thereunder, the relevant provisions of Banking Regulation Act, 1949, the relevant prudential norms issued by the Reserve Bank of India in respect of income recognition, asset classification, provisioning and other related matters ("RBI Guidelines") and other accounting principles generally accepted in India. Our responsibility is to issue a report on the Statement based on our review.
3. We conducted our review of the Statement in accordance with the Standard on Review Engagements (SRE) 2410 "Review of Interim Financial Information Performed by the Independent Auditor of the Entity", issued by the Institute of Chartered Accountants of India. This standard requires that we plan and perform the review to obtain moderate assurance as to whether the financial results are free of material misstatement. A review is limited primarily to inquiries of Bank personnel and analytical procedures applied to financial data and thus provides less assurance than an audit. We have not performed an audit and accordingly, we do not express an audit opinion.



4. In the conduct of our Review, we have relied on the review report of Dubai International Financial Centre (DIFC) branch of the Bank, reviewed by the auditor specifically appointed for this purpose and other reports, explanations & information collated by the head office of the Bank from its various branches.
5. Based on our review conducted as above, nothing has come to our attention that causes us to believe that the accompanying Statement of standalone unaudited financial results prepared in accordance with recognition and measurement principles laid down in aforesaid accounting standard, the RBI guidelines and other accounting principles generally accepted in India, in so far as they apply to Banks, has not disclosed the information required to be disclosed in terms of the Regulation including the manner in which it is to be disclosed, or that it contains any material misstatement or that it has not been prepared in accordance with the relevant prudential norms issued by the Reserve Bank of India in respect of income recognition, asset classification, provisioning and other related matters.
6. We draw attention to Note 7 of the accompanying standalone financial results, which describes the business uncertainties due to the outbreak of SARS-CoV-2 virus (COVID-19). In view of these uncertainties, the impact on the Bank's results is significantly dependent on future developments.

Our conclusion is not modified in respect of this matter.

**For K S Aiyar & Co**  
Chartered Accountants,  
Firm Reg. No. 100186W




**Satish Kelkar**  
Partner  
Membership No. 038934  
UDIN: 21038934AAAACU7214

**For M P Chitale & Co**  
Chartered Accountants,  
Firm Reg. No. 101851W



**Shraddha Jathar**  
Partner  
Membership No. 136908  
UDIN: 21136908AAAABV9618

**Place: Mumbai**  
**Date: June 28, 2021**




**IDBI BANK LIMITED**  
**Unaudited Consolidated Financial Results for the Quarter ended June 30, 2021**

(₹ in Lakh)

Sr. No.	Particulars	Quarter Ended			Year Ended
		30.06.2021	31.03.2021	30.06.2020	31.03.2021
		(Reviewed)	(Audited) Refer Note No. 15	(Reviewed)	(Audited)
1	Interest earned (a)+(b)+(c)+(d)	4920 35	5787 11	4902 81	19953 57
	(a) Interest/discount on advances/bills	3398 54	2902 78	3057 02	11819 22
	(b) Income on investments	1167 29	1192 88	1385 50	5160 90
	(c) Interest on balances with Reserve Bank of India and other inter bank funds	182 28	184 28	138 26	648 74
	(d) Others	172 24	1507 17	322 03	2324 71
2	Other Income	1674 51	1265 07	1052 36	4850 06
<b>A.</b>	<b>Total Income (1+2)</b>	<b>6594 86</b>	<b>7052 18</b>	<b>5955 17</b>	<b>24803 63</b>
3	Interest Expended	2408 35	2540 06	3122 06	11407 51
4	Operating Expenses (a)+(b)	1398 06	1582 40	1480 26	6175 99
	(a) Employees cost	723 96	768 91	804 50	3225 00
	(b) Other operating expenses	674 10	813 49	675 76	2950 99
<b>B.</b>	<b>Total Expenditure (3+4)</b>	<b>3806 41</b>	<b>4122 46</b>	<b>4602 32</b>	<b>17583 50</b>
<b>C.</b>	<b>Operating profit (A-B)</b>	<b>2788 45</b>	<b>2929 72</b>	<b>1352 85</b>	<b>7220 13</b>
<b>D.</b>	<b>Provisions (other than tax) and Contingencies (Net)</b>	<b>1753 31</b>	<b>2462 93</b>	<b>888 92</b>	<b>4735 72</b>
	: of which provisions for Non-performing Assets	199 16	(1119 65)	(1334 80)	(2570 53)
<b>E.</b>	<b>Exceptional items</b>	-	-	-	-
<b>F.</b>	<b>Profit (+)/Loss(-) from Ordinary Activities before tax (C-D-E)</b>	<b>1035 14</b>	<b>466 79</b>	<b>463 93</b>	<b>2484 41</b>
<b>G.</b>	<b>Tax Expense*</b>	<b>430 40</b>	<b>(81 14)</b>	<b>299 44</b>	<b>1035 74</b>
<b>H.</b>	<b>Net Profit (+)/Loss(-) from Ordinary Activities after tax (F-G)</b>	<b>604 74</b>	<b>547 93</b>	<b>164 49</b>	<b>1448 67</b>
<b>I.</b>	<b>Exceptional items (net of tax expense)</b>	-	-	-	-
<b>J.</b>	<b>a) Net Profit (+)/Loss(-) for the period before Minority Interest &amp; Share of Loss in Associate (H-I)</b>	<b>604 74</b>	<b>547 93</b>	<b>164 49</b>	<b>1448 67</b>
<b>K.</b>	<b>Add: Share of Profit (+)/Loss (-) in Associate</b>	-	83 46	-	83 46
<b>L.</b>	<b>Less: Minority Interest</b>	6 61	2 34	5 35	18 16
	<b>b) Net Profit (+)/Loss(-) for the period after Minority Interest &amp; Share of Loss in Associate (J+K-L)</b>	<b>598 13</b>	<b>629 05</b>	<b>159 14</b>	<b>1513 97</b>
5	Paid-up equity share capital (Face Value ₹10 Per Share)	10752 40	10752 40	10380 59	10752 40
6	Reserves excluding Revaluation Reserves (as per Balance sheet of previous year)	20594 19	20594 19	17951 76	20594 19
7	<b>Analytical Ratios</b>				
	(i) Percentage of shares held by Government of India	45.48	45.48	47.11	45.48
	(ii) Capital Adequacy Ratio (%) (Basel III)	16.38	15.74	13.52	15.74
	(a) CET 1 Ratio (including CCB Ratio) (%)	13.80	13.23	10.76	13.23
	(b) Additional Tier 1 ratio (%)	-	-	-	-
	(iii) Earning Per Share (EPS) (₹) (not annualised) Before and After Extraordinary items				
	(a) Basic	0.56	0.59	0.15	1.44
	(b) Diluted	0.56	0.59	0.15	1.44

\*Q4 FY 21 includes ₹ 299 52 lakh write back of provision for tax on account of Income tax refund for earlier years





**Consolidated Segment Information for the Quarter ended June 30, 2021**

(₹ in Lakh)

Sr. No.	Particulars	Quarter ended			Year Ended
		June 30, 2021	Mar 31, 2021	June 30, 2020	March 31, 2021
		(Reviewed)	(Audited)	(Reviewed)	(Audited)
<b>a.</b>	<b>Segment Revenue</b>				
	Corporate/Wholesale banking	3192 91	3359 78	2103 75	10216 72
	Retail banking	6276 61	6548 39	7185 32	27102 57
	Treasury	203 17	199 17	77 58	356 50
	Other banking operations	69 66	94 36	58 34	274 84
	Unallocated	-	-	-	-
	<b>TOTAL</b>	<b>9742 35</b>	<b>10201 70</b>	<b>9424 99</b>	<b>37950 63</b>
	Less :- Inter-segment revenue	3147 49	3149 52	3469 82	13147 00
	<b>Net sales / income from operations</b>	<b>6594 86</b>	<b>7052 18</b>	<b>5955 17</b>	<b>24803 63</b>
<b>b.</b>	<b>Segment Results -Profit/(Loss) before tax</b>				
	Corporate/Wholesale banking	659 25	84 52	(584 65)	(605 36)
	Retail banking	179 12	164 16	961 48	2675 55
	Treasury	185 90	186 32	74 30	347 04
	Other banking operations	4 26	112 91	7 45	132 48
	Unallocated	-	-	-	-
	<b>Profit/(Loss) before tax</b>	<b>1028 53</b>	<b>547 91</b>	<b>458 58</b>	<b>2549 71</b>
	Income taxes	430 40	(81 14)	299 44	1035 74
	<b>Net profit/(Loss)</b>	<b>598 13</b>	<b>629 05</b>	<b>159 14</b>	<b>1513 97</b>
<b>c.</b>	<b>Segment assets</b>				
	Corporate/Wholesale banking	104934 51	93381 67	105837 22	93381 67
	Retail banking	169672 27	182583 68	170887 75	182583 68
	Treasury	1939 84	835 23	1243 90	835 23
	Other banking operations	897 18	863 16	1105 07	863 16
	Unallocated assets	19127 85	20989 10	21460 43	20989 10
	<b>Total assets</b>	<b>296571 65</b>	<b>298652 84</b>	<b>300534 37</b>	<b>298652 84</b>
<b>d.</b>	<b>Segment liabilities</b>				
	Corporate/Wholesale banking	37277 27	27718 87	52066 24	27718 87
	Retail banking	226473 64	238354 71	219319 35	238354 71
	Treasury	460 70	945 15	187 15	945 15
	Other banking operations	347 69	297 02	390 00	297 02
	Unallocated liabilities	-	-	-	-
	<b>Total liabilities</b>	<b>264559 30</b>	<b>267315 75</b>	<b>271962 74</b>	<b>267315 75</b>
<b>e.</b>	<b>Capital employed (Segment assets-Segment liabilities)</b>				
	Corporate/Wholesale banking	67657 24	65662 80	53770 98	65662 80
	Retail banking	(56801 37)	(55771 03)	(48431 60)	(55771 03)
	Treasury	1479 14	(109 92)	1056 75	(109 92)
	Other banking operations	549 49	566 14	715 07	566 14
	Unallocated	19127 85	20989 10	21460 43	20989 10
	<b>Total</b>	<b>32012 35</b>	<b>31337 09</b>	<b>28571 63</b>	<b>31337 09</b>

**Notes on Segment Reporting:**

- As per RBI guidelines and in compliance with the applicable Accounting Standard (AS)- 17 on Segment Reporting issued, the Bank has classified "Corporate/Wholesale Banking", "Retail Banking" and "Treasury" as Primary Business Segments.
- These segments have been identified in line with the said Accounting Standard (AS) after considering the nature and risk profile of the products and services, the target customer profile, the organization structure and the internal reporting system of the
- In determining 'Segment Results', the funds transfer price mechanism adopted by the Bank has been used.
- Results, Revenue and Capital Employed of International operations are included in Corporate/Wholesale Banking segment.




**K. S. Aiyar & Co.**  
**Chartered Accountants**  
F-7, Laxmi Mills,  
Shakti Mills Lane,  
(Off Dr. E Moses Rd),  
Mahalaxmi,  
Mumbai - 400 011.

**M. P. Chitale & Co.**  
**Chartered Accountants**  
1<sup>st</sup> Floor, Hamam House,  
Ambalal Doshi Marg,  
Fort,  
Mumbai - 400 001.

**Independent Auditors' Limited Review Report on Consolidated Unaudited Quarterly and Year to Date Financial Results of IDBI Bank Limited Pursuant to the Regulation 33 of the SEBI (Listing Obligations and Disclosure Requirements) Regulations, 2015**

To  
**Board of Directors of  
IDBI Bank Limited**

1. We have reviewed the accompanying statement of Consolidated Unaudited Financial results of IDBI Bank Limited ("the Parent"/"the Bank") and its subsidiaries (the Parent and its subsidiaries together referred to as "the Group"), its Jointly Controlled Entities and its share of the net profit/(loss) after tax of its Associates for the quarter ended June 30, 2021 ("the Statement"), being submitted by the Parent pursuant to the requirement of Regulation 33 of the SEBI (Listing Obligations and Disclosure Requirements) Regulations, 2015 ("the Regulation"), as amended, except for the disclosures relating to 'Pillar 3 under Basel III Capital Regulations', and those relating to 'Leverage Ratio' and 'Liquidity Coverage Ratio' under Capital Adequacy and Liquidity Standards issued by Reserve Bank of India ('RBI') as have been disclosed on the Bank's website and in respect of which a link has been provided in the aforesaid statement and have not been reviewed by us.
2. This Statement, which is the responsibility of the Parent's Management and approved by the Parent's Board of Directors, has been prepared in accordance with the recognition and measurement principles laid down in Accounting Standard 25 "Interim Financial Reporting" ("AS 25"), prescribed under Section 133 of the Companies Act, 2013 read with relevant rules issued thereunder, the relevant provisions of the Banking Regulation Act, 1949, the circulars, guidelines and directions issued by the Reserve Bank of India (RBI) from time to time ("RBI Guidelines") and other accounting principles generally accepted in India. Our responsibility is to express a conclusion on the Statement based on our review.
3. We conducted our review of the Statement in accordance with the Standard on Review Engagements (SRE) 2410 "Review of Interim Financial Information





Performed by the Independent Auditor of the Entity", issued by the Institute of Chartered Accountants of India. A review of interim financial information consists of making inquiries, primarily of persons responsible for financial and accounting matters, and applying analytical and other review procedures. A review is substantially less in scope than an audit conducted in accordance with Standards on Auditing and consequently does not enable us to obtain assurance that we would become aware of all significant matters that might be identified in an audit. Accordingly, we do not express an audit opinion.

We also performed procedures in accordance with the circular issued by the SEBI under Regulation 33 (8) of the SEBI (Listing Obligations and Disclosure Requirements) Regulations, 2015, as amended, to the extent applicable.

4. The Statement includes the results of the following entities:

**Domestic Subsidiaries**

- (i) IDBI Asset Management Limited
- (ii) IDBI Intech Limited
- (iii) IDBI Capital Markets & Securities Limited
- (iv) IDBI Trusteeship Services Limited
- (v) IDBI Mutual Fund Trustee Company Limited


**Jointly Controlled Entity**

- (i) Ageas Federal Life Insurance Company Limited

**Associates**


- (i) Biotech Consortium India Limited
- (ii) National Securities Depository Limited
- (iii) North Eastern Development Finance Corporation Limited
- (iv) Pondicherry Industrial Promotion Development and Investment Corporation Limited

5. Based on our review conducted and procedures performed as stated in paragraph 3 above and based on the consideration of the interim financial results referred to in paragraph 7 below, nothing has come to our attention that causes us to believe that the accompanying Statement of Consolidated Unaudited Financial results, prepared in accordance with the recognition and measurement principles laid down in the aforesaid Accounting Standard, RBI guidelines and other accounting principles generally accepted in India, has not disclosed the information required to be disclosed in terms of Regulation 33 of the SEBI (Listing Obligations and



Disclosure Requirements) Regulations, 2015, as amended including the manner in which it is to be disclosed except for the disclosure relating to consolidated pillar 3 disclosure as at June 30, 2021 including leverage ratio and liquidity coverage ratio under Basel III Capital Regulations as have been disclosed on the Bank's website and in respect of which a link has been provided in the statement and have not been reviewed by us, or that it contains any material misstatement.

6. We draw attention to Note 7 of the accompanying Consolidated Unaudited Financial Results, which describes the business uncertainties due to the outbreak of SARS-CoV-2 virus (COVID-19). In view of these uncertainties, the impact on the Bank's results is significantly dependent on future developments.
7.
  - a. In the conduct of our Review, we have relied on the review report of Dubai International Financial Centre (DIFC) branch of the Bank, reviewed by the auditor specifically appointed for this purpose and other reports, explanations & information collated by the head office of the Bank from its various branches.
  - b. We did not review the interim financial results of 1 subsidiary and included in the consolidated unaudited financial results, whose interim financial results reflect total assets of Rs. 10490.39 lakhs as at June 30, 2021 and total revenues of Rs. 3409.30 lakhs and total net profit after tax of Rs. 386.99 lakhs for the quarter June 30, 2021, as considered in the consolidated unaudited financial results. This interim financial result has been reviewed by other auditor whose report has been furnished to us by the Management and our conclusion on the Statement, in so far as it relates to the amounts and disclosures included in respect of this subsidiary is based solely on the report of the other auditor and the procedures performed by us as stated in paragraph 3 above.
  - c. The consolidated unaudited financial results include the interim financial results of 4 Subsidiary which have not been reviewed by their auditors, whose interim financial results reflect total assets of Rs. 79689.36 Lakhs as at June 30, 2021 and total revenues of Rs. 5563.68 Lakhs and total net profit of Rs. 2108.08 lakhs for the quarter ended June 30, 2021. The consolidated unaudited financial results also include the interim financial results of 1 jointly controlled entity which have not been reviewed by their auditors, whose interim financial results reflects Bank's share of assets of Rs. 36509.47 Lakhs as at June 30, 2021 and Bank's share of revenues of Rs. 344.94 Lakhs and total net profit after tax of Rs. 254.15 for the quarter ended June 30, 2021 as considered in the consolidated unaudited financial results. According to the information and explanations given to us by the Management, these interim financial results are not material to the Group and our conclusion on the Statement, in so far as it relates to the amounts



**K S Aiyar & Co**  
Chartered Accountants


**M P Chitale & Co**  
Chartered Accountants,

and disclosures included in respect of these subsidiary and jointly controlled entity, is based solely on Management confirmations.

- d. The Consolidated Unaudited Financial Results does not include the results in respect of all 4 Associates for which financial results have not been received. According to the information and explanations given to us by the Management, these interim financial results are not material to the Group.

Our conclusion is not modified in respect of the matters mentioned in paragraphs 6 and 7 above.

**For K S Aiyar & Co**  
Chartered Accountants,  
Firm Reg. No.100186W



**Satish Kelkar**  
Partner  
Membership No. 038934  
UDIN: 21038934AAAACV5802

**For M P Chitale & Co**  
Chartered Accountants,  
Firm Reg. No. 101851W



**Shraddha Jathar**  
Partner  
Membership No. 136908  
UDIN: 21136908AAAABW3799


**Place: Mumbai**  
**Date: July 28, 2021**



Statement of Assets & Liabilities


(₹ in Lakh)

Particulars	As at	As at	As at	As at	As at	As at
	30.06.2021	31.03.2021	30.06.2020	30.06.2021	31.03.2021	30.06.2020
	Standalone			Consolidated		
	(Reviewed)	(Audited)	(Reviewed)	(Reviewed)	(Audited)	(Reviewed)
<b>CAPITAL AND LIABILITIES</b>						
Capital	10752 40	10752 40	10380 59	10752 40	10752 40	10380 59
Reserves and Surplus	26661 96	26058 67	23788 20	27486 28	26875 64	24639 01
Minority Interest	-	-	-	119 59	112 98	108 93
Deposits	222380 54	230898 41	219378 90	222173 45	230706 81	219193 40
Borrowings	23831 92	15908 05	36206 41	23831 92	15908 05	36206 41
Other Liabilities and Provisions	12015 79	14146 55	9745 71	12208 01	14296 96	10006 03
<b>TOTAL</b>	<b>295642 61</b>	<b>297764 08</b>	<b>299499 81</b>	<b>296571 65</b>	<b>298652 84</b>	<b>300534 37</b>
<b>ASSETS</b>						
Cash and balances with Reserve Bank of India	11453 49	13012 80	9028 19	11453 69	13013 13	9028 52
Balances with banks and money at call and short notice	33363 51	22209 39	21673 04	33453 79	22294 99	21730 59
Investments	78742 64	81022 56	83884 44	79218 79	81470 88	84358 40
Advances	122994 17	128149 94	125875 04	122985 56	128152 39	125878 71
Fixed Assets	7777 57	7827 42	8023 56	7822 38	7872 73	8099 42
Other Assets	41311 23	45541 97	51015 54	41637 44	45848 72	51438 73
<b>TOTAL</b>	<b>295642 61</b>	<b>297764 08</b>	<b>299499 81</b>	<b>296571 65</b>	<b>298652 84</b>	<b>300534 37</b>



**Notes forming part of the Financial Results for the**  
**Quarter ended June 30, 2021**

1. The above Standalone and Consolidated Financial Results have been reviewed and recommended by the Audit Committee of Board and approved by the Board of Directors at their meeting held on July 28, 2021. The same have been subjected to review by the Statutory Auditors of the Bank, in line with the guidelines issued by the Reserve Bank of India and pursuant to SEBI (Listing Obligation and Disclosure Requirement) Regulations, 2015.
2. The Financial Results for the Quarter ended June 30, 2021 have been prepared following the same accounting policies and practices as those followed in the annual financial statements for the year ended March 31, 2021.
3. The Financial Results for the Quarter ended June 30, 2021 have been arrived at after considering provisions for standard assets including requirements for exposures to entities with Un-hedged Foreign Currency Exposures (estimated by the Bank based on available financial statements and declaration from Borrowers), non-performing advances & investments, provision in respect of cases admitted to NCLT based on RBI directions, depreciation on investments, income tax, employee benefits and other usual and necessary provisions.
4. In accordance with the RBI circulars DBR No BP.BC.18/21.04.048/2018-19 dated January 01, 2019; DOR.No.BP.BC.34/21.04.048/2019-20 dated February 11, 2020 RBI/2020-21/17; DOR. No. BP.BC./4/21.04.048/2020-21 dated August 6, 2020 and RBI/2021-22/32 DOR.STR.REC.12/21.04.048/2021-22 dated May 05, 2021 on Restructuring of MSME Advances, the Bank has restructured 4507 accounts amounting to Rs.40383 lakh up to June 30, 2021.



5. Details of resolution plan implemented under the Resolution Framework for COVID-19-related Stress as per RBI circular dated August 6, 2020 are given below:


(Rs in lakh, except for number of Accounts)

	(A)	(B)	(C)	(D)	(E)
<b>Type of Borrower</b>	Number of accounts where resolution plan has been implemented under this window	Exposure to accounts mentioned at (A) before implementation of the plan	Of (B), aggregate amount of debt that was converted into other securities	Additional funding sanctioned, if any, including between invocation of the plan and implementation	Increase in provisions on account of the implementation of the resolution plan#
Personal Loans	3948	154817	Nil	Nil	17338
Corporate Loans	13	308682	1807	15217	18147
<i>Of which, MSMEs</i>	<i>1</i>	<i>3270</i>	<i>Nil</i>	<i>89</i>	<i>283</i>
Others	4353	7635	Nil	Nil	851
<b>Total</b>	<b>8314</b>	<b>471134</b>	<b>1807</b>	<b>15217</b>	<b>36336</b>

# represents provisions held by the Bank as on June 30, 2021.


There are 52 borrowers' accounts amounting to Rs.1881 lakh, where resolution was implemented under Resolution Framework 1.0 and now modified under Resolution Framework 2.0 dated May 05, 2021.

6. In terms of RBI's circular on Resolution Framework 1.0 and Resolution Framework 2.0, Bank has made total provision of Rs.48400 lakh, which includes provision of Rs.12000 lakh towards expected restructuring under Resolution Framework 2.0.
7. The SARS-CoV2 virus responsible for COVID-19 has resulted in a significant decline and volatility in global and Indian markets and economic activity. Implementation of lockdown and its extensions have resulted in disruptions of business and common life. The Bank has geared itself on all fronts to meet the




challenges imposed by COVID including the likelihood of rise in customer defaults and an increase in provisioning requirements. The second wave of COVID which started from mid-March 2021 disrupted the economic activities in many states, due to lockdown announced by the GoI. The national lockdown was lifted by GoI subsequently but regional lockdowns were imposed in many states/locations where the pandemic was more severe. The Bank's capital and liquidity position is strong and would continue to be the focus area for the Bank during this period. As on June 30, 2021, the Bank held aggregate COVID-19 related provision of Rs.86300 lakh (other than provisions held for restructuring under COVID-19 norms). The provision held by the Bank is in excess of RBI prescribed norms.

8. Provision Coverage Ratio (including Technical Write-Offs) is 97.42 % as on June 30, 2021.
9. Bank will be required to meet the shortfall in recovery of Stressed Assets Stabilization Fund (SASF) Trust set up by the Government of India, if any, at the time of termination of the trust in September 2024. Accordingly, Bank has made provision of Rs.90200 lakh, during the quarter ended June 30, 2021, towards the estimated shortfall in recoveries by SASF Trust. Total provision held as on June 30, 2021 is Rs.200200 lakh.
10. During the quarter ended June 30, 2021, Bank has made additional provision of Rs.44731 lakh over and above the IRAC norms in respect of certain borrower accounts in view of the inherent risk and uncertainty of recovery in these identified accounts.
11. Other income includes income from non-fund based banking activities such as commission, fees, earnings from foreign exchange and derivative transactions, profit and loss from sale of investment and recoveries from written off accounts.



12. Pursuant to RBI circular DBR.No.BP.BC.1/21.06.201/2015-16 dated July 01, 2015 on 'Basel III Capital Regulations' read together with the RBI circular DBR.No.BP.BC.80/ 21.06.201/ 2014-15 dated March 31, 2015 on 'Prudential Guidelines on Capital Adequacy and Liquidity Standards - Amendments, the Banks are required to make Pillar 3 disclosures including leverage ratios and liquidity coverage ratio under Basel III Framework. These disclosures are available on the Bank's website at the following link: <http://www.idbi.com/Regulatory-Disclosures-Section.asp>. The disclosures have not been subjected to review / audit by the Statutory Auditors.
13. The consolidated financial statements include the accounts of IDBI Bank Limited (parent company – “the Bank”) and all its subsidiaries/associates /Joint Venture/ as defined in Accounting Standard AS-21 'Consolidated Financial Statements', AS-23 'Accounting for Investments in Associates in Consolidated Financial Statements' and AS-27 'Financial Reporting of Interests in Joint Ventures'. The financial statements of the subsidiaries/associates/joint venture used in the consolidation are drawn up to the same reporting date as that of the Bank i.e. quarter ended June 30, 2021, except for associates whose financial statements for the quarter are unavailable. These associates are however not material for the Group.
14. The consolidated financial statements include the accounts of IDBI Bank Limited (parent company – “the Bank”) and all its subsidiaries (% of holding) viz., IDBI Capital Market Securities Ltd (100%), IDBI Asset Management Ltd (66.67%), IDBI MF Trustee Ltd (100%), IDBI Trusteeship Services Ltd (54.70%) and Joint Venture viz., Ageas Federal Life Insurance Company Ltd. (25%) (Formerly known as IDBI Federal Life Insurance Company Ltd.) based on management certified accounts and IDBI Intech Ltd (100%) based on reviewed accounts. The financials of four associates viz., National Securities Depository Limited (26.10%) and North Eastern Development Finance Corporation Limited (25%), Biotech Consortium India Limited (27.93%) and Pondicherry Industrial





Promotion Development And Investment Corporation Limited (21.14%) are not considered for consolidation on account of non-receipt of financial statements for Q1 of FY 2022, impact of which on the consolidated financial statements is not material. In case of Pondicherry Industrial Promotion Development And Investment Corporation Limited the investment in the said company has been written down to Re 1.

15. The figures of Q4 FY 2020-21 are the balancing figures between audited figures in respect of the financial year ended March 31, 2021 and the published year to date figures up to the third quarter of the same financial year.
16. The figures for the previous period/year have been re-grouped/re-classified wherever considered necessary.

By order of the Board



( J. Samuel Joseph)

Deputy Managing Director



(Suresh Khatanhar )

Deputy Managing Director



(Rakesh Sharma)

(Managing Director & CEO)

Mumbai

July 28, 2021

