

Amarjothi House
157, Kumarani Road,
Tirupur 641601
Tamil Nadu, India

T + 91 421 4311600
info@amarjothi.net
www.amarjothi.net



ISO 9001 : 2008 | GOTS-OE | OEKO TEX CERTIFIED
GST : 33AAFCA7082C1ZO

CIN: L17111TZ1987PLC002090

07.11.2022

To

BSE Limited,
Listing Dept. / Dept of Corporate Services,
Phiroze Jeejeebhoy Towers,
Dalal Street,
Mumbai- 400 001.

Script Code; 521097

Name: M/s. Amarjothi Spinning Mills Limited

Dear Sir,

Sub: Unaudited Financial Results & Limited Review Report for the quarter and half year ended 30TH September, 2022

As per Regulation 33 of SEBI (Listing Obligations and Disclosure Requirements) Regulations 2015, the Unaudited Financial Results for the quarter and half year ended 30th September 2022, Statement of Assets & Liabilities and Statement of Cash Flow as of 30th September, 2022 as reviewed by Audit Committee and approved by the Board of Directors at its meeting held on 07th November, 2022 along with Limited Review Report issued by Statutory Auditors of the Company is enclosed.

Kindly take this information on record.

Thanking You,

Yours faithfully,

For M/s. Amarjothi Spinning Mills Limited

A handwritten signature in blue ink, appearing to read "M. Priya", is written over the typed name of the Company Secretary.

Mohana Priya.M
Company Secretary

V. NARAYANASWAMI M.A., FCA.,
Chartered Accountant

MF3, Ramani's Rajagriha, 28, Desabandhu Street,
Ramnagar, Coimbatore - 641 009.
Phone : 0422 - 2230094
Mobile : +91 94432 33435
E-mail : vnarayanaswami58@gmail.com


Independent Auditor's Review Report on the Quarterly Unaudited Standalone Financial Results of the Company Pursuant to the Regulation 33 of the SEBI (Listing Obligations and Disclosure Requirements) Regulations, 2015, as amended.

Review Report to
The Board of Directors Of
M/s AMARJOTHI SPINNING MILLS LTD.

I have reviewed the accompanying Statement of Unaudited Financial Results of AMARJOTHI SPINNING MILLS LIMITED ("the Company") for the quarter ended 30th September, 2022 and year to date from 1st April, 2022 to 30th September, 2022 ("the Statement") attached herewith, being submitted by the Company pursuant to the requirement of Regulation 33 of SEBI (Listing Obligations and Disclosure Requirements), Regulations, 2015 ("the Regulation") as amended (the "Listing Regulations").


This statement which is the responsibility of the Company's Management and approved by the Board of Directors has been prepared in accordance with the recognition and measurement principles laid down in the Indian Accounting Standard 34 "Interim Financial Reporting" (Ind AS 34), prescribed under Section 133 of the Companies Act, 2013 read with relevant rules issued there under and other accounting principles generally accepted in India. My responsibility is to issue a report on the Statement based on my review.

I conducted my review of the Statement in accordance with the Standard on Review Engagement (SRE) 2410, "Review of Interim Financial Information performed by the Independent Auditor of the Entity", issued by the Institute of Chartered Accountants of India. This Standard requires that I plan and perform the review to obtain moderate assurance as to whether the Statement is free of material misstatement. A review is limited primarily to inquiries of company personnel and analytical procedure applied to financial data and thus provides less assurance than an audit. I have not performed an audit and, accordingly, I do not express an audit opinion.



V. NARAYANASWAMI M.A., FCA.,
Chartered Accountant

Based on my review conducted as above, nothing has come to my attention that causes me to believe that the accompanying statement of Unaudited Financial Results prepared in accordance with applicable Indian Accounting Standards specified under section 133 of the Companies Act, 2013 as amended, read with relevant rules issued thereunder and other recognized accounting practices and policies has not disclosed the information required to be disclosed in terms of the Regulation 33 of the SEBI (Listing Obligations and Disclosure Requirements) Regulations, 2015, including the manner in which it is to be disclosed, or that it contains any material misstatement.



V NARAYANASWAMI

CHARTERED ACCOUNTANT

Membership No: 023661

UDIN: 22023661BCICVN3356

Dated: 07.11.2022

Place: Coimbatore.

V. NARAYANASWAMI M.A., F.C.A.,
Chartered Accountant
MF3, Ramani's Rajagriha
28, Desabandhu Street, Ramnagar
Coimbatore - 641 009. Ph. : 0422 - 2230094
Membership No. : 200-23661

V. NARAYANASWAMI M.A., FCA.,
Chartered Accountant

MF3, Ramani's Rajagriha, 28, Desabandhu Street,
Ramnagar, Coimbatore - 641 009.
Phone : 0422 - 2230094
Mobile : +91 94432 33435
E-mail : vnarayanaswami58@gmail.com

Independent Auditor's Review Report on the Quarterly Consolidated Financial Results of the Company Pursuant to the Regulation 33 of the SEBI (Listing Obligations and Disclosure Requirements) Regulations, 2015, as amended.

Review Report to
The Board of Directors Of
M/s AMARJOTHI SPINNING MILLS LTD.

I have reviewed the accompanying Statement of Unaudited Consolidated Financial Results of AMARJOTHI SPINNING MILLS LIMITED ("the Parent") and its associates and subsidiaries, (collectively referred to as "the Group") and its share of the net profit/(loss) after tax from associates and total comprehensive income / loss of its subsidiaries for the quarter ended 30th September, 2022 and year to date from 1st April, 2022 to 30th September, 2022 ("the Statement") attached herewith, being submitted by the Parent pursuant to the requirement of Regulation 33 of SEBI (Listing Obligations and Disclosure Requirements), Regulations, 2015, as amended (the "Listing Regulations"). Attention is drawn to the fact that the consolidated figures for the corresponding quarter ended 30th September, 2022 as reported in these unaudited consolidated financial results have been approved by the Parent's Board of Directors, but have not been subjected to review.

This statement which is the responsibility of the Parent's Management and approved by the Parent's Board of Directors has been compiled from the related interim consolidated financial results / interim consolidated financial information which has been prepared in accordance with the recognition and measurement principles laid down in the Indian Accounting Standard 34 "Interim Financial Reporting" (Ind AS 34), prescribed under Section 133 of the Companies Act, 2013 read with relevant rules issued there under and other accounting principles generally accepted in India. My responsibility is to express a conclusion on the Statement based on my review.

I conducted my review of the Statement in accordance with the Standard on Review Engagement (SRE) 2410, "Review of Interim Financial Information performed by the Independent Auditor of the Entity", issued by the Institute of Chartered Accountants of India.



This Standard requires that I plan and perform the review to obtain moderate assurance as to whether the Statement is free of material misstatement. A review is limited primarily to inquiries of company personnel and analytical procedures applied to the financial data and thus provides less assurance than an audit. I have not performed an audit and, accordingly, I do not express an audit opinion.

I also performed procedures in accordance with the circular issued by the SEBI under Regulation 33 (8) of the SEBI (Listing Obligations and Disclosure Requirements) Regulations, 2015, as amended, to the extent applicable.

This statement includes the results of the following entities:-

Parent Company:

Amarjothi Spinning Mills Limited

Subsidiaries

RPJ Textiles

Associates:

Kanagathara Wind Farms

Based on my review conducted as above, nothing has come to my attention that causes me to believe that the accompanying statement of Unaudited Financial Results prepared in accordance with applicable Indian Accounting Standards specified under section 133 of the Companies Act, 2013 as amended, read with relevant rules issued thereunder and other recognized accounting practices and policies has not disclosed the information required to be disclosed in terms of the Regulation 33 of the SEBI (Listing Obligations and Disclosure Requirements) Regulations, 2015, including the manner in which it is to be disclosed, or that it contains any material misstatement.

I have not conducted review of One subsidiary included in the unaudited consolidated financial results, whose unaudited interim financial information reflect total assets of ₹. 234.88 Lakhs, total revenue of ₹.112.46 Lakhs, total net profit /(loss) after tax of ₹. 7.51 Lakhs and total cash flows (net) of ₹. 6.48 Lakhs for the quarter ended 30th September, 2022 as considered in the Statement whose interim financial results and other financial



information have not been reviewed by their auditors. The Consolidated financial results also include the group's share of total net profit / (Loss) of ₹. 26.77 Lakhs for the quarter ended 30th September, 2022 as considered in the consolidated unaudited financial results in respect of One associate, based on its financial statements / information / results which has not been reviewed or audited by its auditor. These unaudited financial results and other unaudited financial information have been approved and furnished to me by the Management and my conclusion on the Statement, in so far as it relates to the affairs of these subsidiaries and associate are based solely on such unaudited financial results and other unaudited financial information. According to the information and explanations given to me by the Management, these interim financial results are not material to the group.

My Conclusion on the statement is not modified in respect of the above matters.



V NARAYANASWAMI
CHARTERED ACCOUNTANT

Membership No: 023661

UDIN: 22023661BCIDNB3623

Dated: 07.11.2022

Place: Coimbatore.

V. NARAYANASWAMI M.A., F.C.A.,
Chartered Accountant
MF3, Ramani's Rajagriha
2B, Desabandhu Street, Ramnagar
Coimbatore - 641 009. Ph. : 0422 - 2230094
Membership No. : 200-23661

AMARJOTHI SPINNING MILLS LTD.,
Regd. Office : 157 KUMARAN ROAD
TIRUPUR - 641 601.


Statement of Standalone Unaudited Financial Results for the Half year ended September 30, 2022

S. No.	Particulars	Quarter ended			Six Months ended		Year Ended
		30/09/22	30/06/22	30/09/21	30/09/22	30/09/21	31/03/22
		(Unaudited)	(Unaudited)	(Unaudited)	(Unaudited)	(Unaudited)	(Audited)
		(Rupees In Lakhs)					
1	Income from operations						
	(a) Revenue from operations	4451.11	7391.50	7380.69	11842.61	13501.53	25029.27
	(b) Other income	96.67	21.18	42.95	117.85	79.29	163.27
	Total Income	4547.78	7412.68	7423.64	11960.46	13580.82	25192.54
2	Expenses						
	(a) Cost of materials consumed	3974.40	4655.99	3974.42	8630.39	7918.14	15030.28
	(b) Purchases of stock-in-trade	0.00	0.00	0.00	0.00	0.00	0.00
	(c) Change in Inventories of FG, WIP and stock-in-trade	-1460.57	-46.46	253.22	-1507.03	168.38	-976.57
	(d) Employee benefit expense	464.46	435.06	413.81	899.52	717.48	1579.70
	(e) Finance Costs	144.49	158.66	112.91	303.15	209.85	503.75
	(f) Depreciation and amortisation expense	199.85	213.07	259.76	412.92	567.30	946.29
	(g) Other expenses	953.30	1375.36	1758.88	2328.66	2889.36	6073.10
	Total expenses	4275.93	6791.68	6773.00	11067.61	12470.51	23156.55
3	Profit/(Loss) before exceptional items and tax	271.85	621.00	650.64	892.85	1110.31	2035.99
4	Exceptional items	0.00	0.00	0.00	0.00	0.00	0.00
5	Profit/(Loss) before Tax	271.85	621.00	650.64	892.85	1110.31	2035.99
6	Tax expense						
	Current Tax	47.92	109.45	114.68	157.37	195.70	357.00
	Deferred Tax	0.00	0.00	0.00	0.00	0.00	-429.92
7	Net Profit/(Loss) for the period from Continuing Operations	223.93	511.55	535.96	735.48	914.61	2108.91
8	Extraordinary Items (Net of Tax)	0.00	0.00	0.00	0.00	0.00	0.00
9	Tax Expense of Discontinued Operations	0.00	0.00	0.00	0.00	0.00	0.00
10	Net Profit (Loss) from Discontinued Operation after Tax	0.00	0.00	0.00	0.00	0.00	0.00
11	Profit/(Loss) for the period	223.93	511.55	535.96	735.48	914.61	2108.91
12	Other Comprehensive income	0.00	0.00	0.00	0.00	0.00	0.00
13	Total Comprehensive income for the period	223.93	511.55	535.96	735.48	914.61	2108.91
14	Details of Equity Share Capital						
	Paid-up equity share capital	675.00	675.00	675.00	675.00	675.00	675.00
	Face value of Equity Share Capital (Rs.)	10.00	10.00	10.00	10.00	10.00	10.00
15	Reserves Excluding Revaluation Reserve	0.00	0.00	0.00	0.00	0.00	15911.27
16	Earnings per share before & after extraordinary Items						
	a) Basic	3.32	7.58	7.94	10.90	13.55	31.24
	b) Diluted	3.32	7.58	7.94	10.90	13.55	31.24

AMARJOTHI SPINNING MILLS LTD.,
Regd. Office : 157 KUMARAN ROAD
TIRUPUR - 641 601.

Statement of Consolidated Unaudited Financial Results for the Half year ended September 30, 2022

S. No.	Particulars	Quarter ended			Six Months ended		Year Ended
		30/09/22	30/06/22	30/09/21	30/09/22	30/09/21	31/03/22
		(Unaudited)	(Unaudited)	(Unaudited)	(Unaudited)	(Unaudited)	(Audited)
(Rupees In Lakhs)							
1	Income from operations						
	(a) Revenue from operations	4563.57	7406.05	7629.81	11969.62	14129.14	25747.08
	(b) Other income	96.89	21.18	42.95	118.07	79.29	175.86
	Total Income	4660.46	7427.23	7672.76	12087.69	14208.43	25922.94
2	Expenses						
	(a) Cost of materials consumed	3974.40	4655.99	3974.42	8630.32	7918.14	15030.28
	(b) Purchases of stock-in-trade	0.00	0.00	0.00	0.00	0.00	0.00
	(c) Change in Inventories of FG, WIP and stock-in-trade	-1441.08	-85.08	452.77	-1526.16	671.20	-438.03
	(d) Employee benefit expense	464.46	447.54	436.63	912.09	743.73	1631.09
	(e) Finance Costs	144.49	158.66	105.81	303.14	209.85	579.77
	(f) Depreciation and amortisation expense	214.57	227.79	259.76	442.35	567.30	1005.19
	(g) Other expenses	990.16	1383.39	1790.74	2383.95	2903.83	5945.38
	Total expenses	4347.00	6788.29	7020.13	11145.69	13014.05	23763.68
3	Profit/(Loss) before exceptional items and tax	313.46	638.94	652.63	942.00	1194.38	2169.26
4	Exceptional items	0.00	0.00	0.00	0.00	0.00	0.00
5	Profit/(Loss) before Tax	313.46	638.94	652.63	942.00	1194.38	2169.26
6	Tax expense						
	Current Tax	55.25	112.62	115.03	166.03	210.52	380.76
	Deferred Tax	0.00	0.00	0.00	0.00	0.00	-429.92
7	Net Profit/(Loss) for the period from Continuing Operations	258.21	526.32	537.60	775.97	983.86	2218.42
8	Extraordinary Items (Net of Tax)	0.00	0.00	0.00	0.00	0.00	0.00
9	Tax Expense of Discontinued Operations	0.00	0.00	0.00	0.00	0.00	0.00
10	Net Profit (Loss) from Discontinued Operation after Tax	0.00	0.00	0.00	0.00	0.00	0.00
11	Profit/(Loss) for the period	258.21	526.32	537.60	775.97	983.86	2218.42
12	Non-Controlling Interest	0.00	0.00	0.00	0.00	0.00	0.00
13	Share of profit of Associates and Joint Ventures	26.77	7.23	13.52	35.68	25.32	41.10
14	Profit/(Loss) after non Controlling Interest and share of profit of Associates	231.44	519.09	524.08	740.28	958.54	2177.32
15	Other Comprehensive Income	0.00	0.00	0.00	0.00	0.00	0.00
16	Total Comprehensive Income for the period	231.44	519.09	524.08	740.28	958.54	2177.32
17	Details of Equity Share capital						
	Paid-up equity share capital	675.00	675.00	675.00	675.00	675.00	675.00
	Face value of Equity Share Capital (Rs.)	10.00	10.00	10.00	10.00	10.00	10.00
18	Reserves Excluding Revaluation Reserve	0.00	0.00	0.00	0.00	0.00	16337.11
19	Earnings per share before & after extraordinary Items						
	a) Basic	3.43	7.69	7.76	10.97	14.20	32.26
	b) Diluted	3.43	7.69	7.76	10.97	14.20	32.26

Standalone/Consolidated Statement of Assets and Liabilities		STAND ALONE		CONSOLIDATED		STAND ALONE	CONSOLIDATED
		As at 30.09.2022	As at 30.09.2021	As at 30.09.2022	As at 30.09.2021	As at 31.03.2022	As at 31.03.2022
Particulars		(Unaudited)	(Unaudited)	(Unaudited)	(Unaudited)	(Audited)	(Audited)
A	ASSETS						
1	Non-current assets						
a)	Property, Plant and Equipment	14052.03	11418.13	14052.03	11418.13	11054.67	12172.03
b)	Other Intangible assets	0.44	0.44	0.44	0.44	0.44	0.45
c)	Capital Work-in-progress	493.84	493.84	493.84	493.84	3666.33	3669.16
d)	Good Will	0.00	0.00	0.00	0.00	0.00	0.00
e)	Intangible assets under development	0.00	0.00	0.00	0.00	0.00	0.00
f)	Financial Assets :						
(i)	Investments	219.13	215.87	219.13	215.87	234.33	91.03
(ii)	Deferred tax assets (Net)	0.00	0.00	0.00	0.00	0.00	0.00
(iii)	Loans	0.00	0.00	0.00	0.00	0.00	0.00
(iv)	Other Financial Assets	0.00	0.00	0.00	0.00	1247.77	1247.77
f)	Other non-current assets	88.13	0.00	88.13	0.00	46.23	46.23
	Sub-total - Non-current assets	14853.57	12128.28	14853.57	12128.28	16249.77	17226.67
2	Current assets						
a)	Inventories	4926.28	1394.26	5078.57	1553.89	6610.86	6749.73
b)	Financial Assets :						
(i)	Investments						
(ii)	Trade Receivables	2782.61	4044.83	2823.63	4088.41	3557.20	3593.23
(iii)	Cash and Cash equivalents	1.87	1.38	2.03	1.59	83.56	193.29
(iv)	Bank Balances	2361.78	4092.73	2368.10	4105.07	30.14	30.14
(v)	Loans	0.00	0.00	0.00	0.00	0.00	0.00
c)	Current Tax Assets (Net)	0.00	0.00	0.00	0.00	0.00	5.88
d)	Other current assets	1492.74	1967.77	1501.23	1992.74	1358.67	1830.27
	Sub-total - Current assets	11565.28	11500.97	11773.56	11741.70	11640.43	12402.54
	TOTAL - ASSETS	26418.85	23629.25	26627.13	23869.98	27890.20	29629.21
B	EQUITY AND LIABILITIES						
	Shareholders' funds						
(a)	Share capital	675.00	675.00	675.00	675.00	675.00	675.00
(b)	other Equity	16799.50	15098.90	16620.25	15308.98	15911.27	16337.11
	Sub-total - Shareholders' funds	17474.50	15773.90	17295.25	15983.98	16586.27	17012.11
	Non-Controlling Interest	0.00	0.00	414.13	0.00	0.00	145.75
	Total Equity	17474.50	15773.90	17709.38	15983.98	16586.27	17157.86
1	Liabilities						
	Non-current Liabilities						
(a)	Financial Liabilities :	0	0	0	0	0	0
(I)	Borrowings	2313.78	3660.21	2313.78	3660.21	4804.31	5817.71
(b)	Deferred Tax Liabilities (Net)	876.97	1306.89	876.97	1306.89	876.97	876.97
(c)	Provisions	0.00	0.00	0.00	0.00	0.00	0.00
(d)	Other Non - Current Liabilities	0.00	0.00	0.00	0.00	0.00	0.00
	Sub-total - Non-current liabilities	3190.75	4967.10	3190.75	4967.10	5681.28	6694.68
2	Current liabilities						
(a)	Financial Liabilities :	0	0	0	0	0	0
(I)	Borrowings	1591.97	112.54	1591.97	112.54	3932.53	4084.98
(ii)	Trade Payables	3990.95	1455.16	3937.75	1483.79	1022.92	1023.06
(iii)	Other Financial Liabilities	0.00	0.00	0.00	0.00	208	208.52
(b)	Provisions	170.68	1320.55	197.28	1322.57	453.12	460.11
(c)	Current tax Liabilities (Net)	0	0	0	0	6.08	0
	Sub-total - Current liabilities	5753.6	2888.25	5727	2918.9	5622.65	5776.67
	TOTAL - EQUITY AND LIABILITIES	26418.85	23629.25	26627.13	23869.98	27890.20	29629.21
Notes:	Total - Current liabilities	0.00	0.00	0.00	0.00	0.00	0.00
1	The above results after their review by the Audit Committee were taken on record by the Board of Directors in their meeting held on 07 th Nov 2022						
2	In accordance with the requirement of regulation 33 of SEBI (LODR) Regulations 2015 with the stock Exchanges, the financial result of the quarter ended 30 th September 2022 have been subject to Limited Review by the Statutory Auditors of the company.						
3	The Operations of the Company relates to only one Segment namely, yarn manufacturing.						
		(BY ORDER OF THE BOARD) For Amarjothi Spinning Mills Ltd.,					
		 R.JAICHANDER JOINT MANAGING DIRECTOR					
Place:	Tirupur						
Date:	07/11/22						

AMARJOTHI SPINNING MILLS LIMITED

CASH FLOW STATEMENT FOR THE HALF YEAR ENDED 30/09/2022

Rupees in Lakhs

	STAND ALONE		CONSOLIDATED	
	30.09.2022		30.09.2022	
A. CASH FLOW FROM OPERATING ACTIVITIES:				
NET Profit before Taxation		892.85		942.00
Adjustments for:				
Depreciation and amortisation	412.92		567.30	
Loss /(Profit) on Sale of Assets	0.00		0.00	
Interest Income	-14.79		-14.79	
Finance costs	303.15		303.14	
		701.28		855.65
Operating Profit before Working Capital Changes		1594.13		1797.65
Adjustments for:				
Trade & other Receivables	1691.12		1233.44	
Inventories	-1684.58		-1671.16	
Trade Payable & Other Liabilities	1866.57	1873.11	2186.69	1748.97
Cash Generated from Operations		3467.24		3546.62
Direct Taxes provisions / paid		322.82		322.82
Net Cash from Operating activities	A	3790.06		3869.44
B. CASH FLOW FROM INVESTMENT ACTIVITIES:				
Purchase of Fixed Assets		-2997.36		-1880.00
Sale of Fixed Assets		0.00		0.00
Payment for Capital Projects in Progress		3172.49		3175.32
Investments made		15.20		-128.10
Adjustments for other non current assets		1205.87		1205.87
Interest Received		14.79		14.79
Net Cash from Investment activities	B	1410.99		2387.88
C. CASH FLOW FROM FINANCING ACTIVITIES:				
Borrowings (net)		-4831.09		-5996.94
Dividend paid including tax		-148.50		-148.50
Finance costs		-303.15		-303.14
Net Cash from Financing Activities	C	-5282.74		-6448.58
Net Increase/ (Decrease) in cash and cash equivalents	(A+B+C)	-81.69		-191.26
Cash and Cash Equivalents as at the beginning of the period		83.56		193.29
Cash and Cash Equivalents as at the end of the period		1.87		2.03

On behalf of the Board of Directors
For Amarjothi Spinning Mills Ltd


R.JAICHANDER
Joint Managing Director

Place : Tirupur
Date : 07.11.2022

MD-CFO CERTIFICATION

To


The Audit Committee / Board of Directors
Amarjothi Spinning Mills Limited
157, Kumaran Road
Tirupur-641601

Sub : Certificate under Regulation 33 (2)(a) of the SEBI (Listing Obligations and Disclosure Requirements) Regulations, 2015.

We hereby certify that financial results of the Company for the quarter and half year ended 30th September 2022 do not contain any false or misleading statement or figures and do not omit any material fact which may make the statements or figures contained therein misleading.



Mr.R.Premchander
Managing Director



Mr.K.Elango
CFO

Date : 07.11.2022
Place : Tirupur