

Independent Auditor's Report on the Quarterly and Year to Date Audited Standalone Financial Results of the Company Pursuant to Regulation 33 of the SEBI (Listing Obligations and Disclosure Requirements) Regulations, 2015, as amended

TO

**TO THE BOARD OF DIRECTORS OF
INVENTURE GROWTH & SECURITIES LIMITED**

Report on audit of the Standalone Financial Results

Opinion

We have audited the accompanying statement of quarterly and the year to date standalone financial results of **Inventure Growth & Securities Limited** ("the Company") for the quarter ended March 31, 2021, and for the year ended March 31, 2021 ("Statement"), attached herewith, being submitted by the Company pursuant to the requirement of Regulation 33 of the SEBI (Listing Obligations and Disclosure Requirements) Regulations, 2015, as amended (the 'Listing Regulations').

In our opinion and to the best of our information and according to the explanations given to us, the Statement:

- i. is presented in accordance with the requirements of Listing Regulations in this regard; and
- ii. gives a true and fair view in conformity with the applicable accounting standards and other accounting principles generally accepted in India, of the net profit and other comprehensive income and other financial information of the Company for the quarter ended March 31, 2021 and for the year ended March 31, 2021.

Basis for Opinion

We conducted our audit in accordance with the Standards on Auditing ("SAs") specified under Section 143(10) of the Companies Act, 2013, as amended ("the Act"). Our responsibilities under those Standards are further described in the *Auditor's Responsibilities for the Audit of the Standalone Financial Results* section of our report. We are independent of the Company in accordance with the Code of Ethics issued by the Institute of Chartered Accountants of India ("the ICAI") together with the ethical requirements that are relevant to our audit of the financial statements under the



provisions of the Act and the Rules thereunder, and we have fulfilled our other ethical responsibilities in accordance with these requirements and the ICAI's Code of Ethics. We believe that the audit evidence obtained by us is sufficient and appropriate to provide a basis for our opinion.

Management's Responsibilities for the Standalone Financial Results

The Statement has been prepared on the basis of the standalone annual financial statements. The Board of Directors of the Company are responsible for the preparation and presentation of the Statement that gives a true and fair view of the net profit and other comprehensive income of the Company and other financial information in accordance with the applicable accounting standards prescribed under Section 133 of the Act read with relevant rules issued thereunder and other accounting principles generally accepted in India and in compliance with Regulation 33 of the Listing Obligations. This responsibility also includes maintenance of adequate accounting records in accordance with the provisions of the Act for safeguarding of the assets of the Company and for preventing and detecting frauds and other irregularities; selection and application of appropriate accounting policies; making judgments and estimates that are reasonable and prudent; and the design, implementation and maintenance of adequate internal financial controls, that were operating effectively for ensuring the accuracy and completeness of the accounting records, relevant to the preparation and presentation of the Statement that give a true and fair view and are free from material misstatement, whether due to fraud or error.

In preparing the Statement, the Board of Directors is responsible for assessing the Company's ability to continue as a going concern, disclosing, as applicable, matters related to going concern and using the going concern basis of accounting unless the Board of Directors either intends to liquidate the Company or to cease operations, or has no realistic alternative but to do so.

Those Board of Directors are also responsible for overseeing the Company's financial reporting process.

Auditor's Responsibilities for the Audit of the Financial Statements

Our objectives are to obtain reasonable assurance about whether the Statement as a whole is free from material misstatement, whether due to fraud or error, and to issue an auditor's report that includes our opinion. Reasonable assurance is a high level of assurance, but is not a guarantee that an audit conducted in accordance with SAs will



always detect a material misstatement when it exists. Misstatements can arise from fraud or error and are considered material if, individually or in the aggregate, they could reasonably be expected to influence the economic decisions of users taken on the basis of the Statement.

As part of an audit in accordance with SAs, we exercise professional judgment and maintain professional skepticism throughout the audit. We also:

- Identify and assess the risks of material misstatement of the financial statements, whether due to fraud or error, design and perform audit procedures responsive to those risks, and obtain audit evidence that is sufficient and appropriate to provide a basis for our opinion. The risk of not detecting a material misstatement resulting from fraud is higher than for one resulting from error, as fraud may involve collusion, forgery, intentional omissions, misrepresentations, or the override of internal control.
- Obtain an understanding of internal control relevant to the audit in order to design audit procedures that are appropriate in the circumstances. Under section 143(3)(i) of the Companies Act, 2013, we are also responsible for expressing our opinion on whether the company has adequate internal financial controls system in place and the operating effectiveness of such controls.
- Evaluate the appropriateness of accounting policies used and the reasonableness of accounting estimates and related disclosures made by the Board of Directors.
- Conclude on the appropriateness of the Board of Directors' use of the going concern basis of accounting and, based on the audit evidence obtained, whether a material uncertainty exists related to events or conditions that may cast significant doubt on the Company's ability to continue as a going concern. If we conclude that a material uncertainty exists, we are required to draw attention in our auditor's report to the related disclosures in the financial statements or, if such disclosures are inadequate, to modify our opinion. Our conclusions are based on the audit evidence obtained up to the date of our auditor's report. However, future events or conditions may cause the Company to cease to continue as a going concern.
- Evaluate the overall presentation, structure and content of the financial statements, including the disclosures, and whether the financial statements represent the underlying transactions and events in a manner that achieves fair presentation.

We communicate with those charged with governance regarding, among other matters, the planned scope and timing of the audit and significant audit findings, including any significant deficiencies in internal control that we identify during our audit.



We also provide those charged with governance with a statement that we have complied with relevant ethical requirements regarding independence, and to communicate with them all relationships and other matters that may reasonably be thought to bear on our independence, and where applicable, related safeguards.

Other Matters

The Statement includes the results for quarter ended March 31, 2021 being the balancing figure between audited figures in respect of the full financial year ended March 31, 2021 and the published unaudited year to date figures upto the third quarter of the current financial year, which were subjected to limited review, as required under the Listing Regulations.

For PPV & CO

Chartered Accountants

Firm Registration No. 153929W

Priyanshi

Priyanshi Vakharia

Proprietor

Membership No.: 181834

UDIN: 21181834AAAAAO7798

Place: Mumbai

Date: 09 June 2021



INVENTURE GROWTH & SECURITIES LIMITED

Registered Office : 201,2nd Floor, Viraj Towers, W.E. Highway, Andheri- East, Mumbai- 400069
WEBSITE: www.inventuregrowth.com, CIN : L65990MH1995PLC089838

STATEMENT OF STANDALONE AUDITED FINANCIAL RESULTS FOR THE QUARTER AND YEAR ENDED 31ST MARCH,2021

(Rs. in lakhs)

Particulars	Quarter Ended			Year Ended	
	31.03.2021 (Audited)	31.12.2020 (Unaudited)	31.03.2020 (Audited)	31.03.2021 (Audited)	31.03.2020 (Audited)
Revenue from operations					
(i) Interest income	114	107		414	344
(ii) Dividend income		-	1	3	1
(iii) Fees and commission income	737	381	305	1,938	1,029
(iv) Sale of shares/ & securities	-	-	-	-	-
(v) Other operating income	46	47	46	189	159
(I) Total revenue from operations	897	535	352	2,544	1,533
(II) Other income	130	138	240	595	701
(III) Total Revenue (I+II)	1,027	673	592	3,139	2,234
Expenses					
(i) Finance costs	10	2	29	16	120
(ii) Fees and commission expense	281	205	168	932	535
(iii) Impairment on financial instruments	18	11	38	43	15
(iv) Purchases of stock-in-trade	-	-	-	-	-
(v) Changes in stock-in-trade	(1)	(4)	9	2	16
(vi) Employee benefits expenses	99	143	140	472	571
(vii) Depreciation and amortization expense	9	9	10	37	42
(viii) Other expenses	189	135	143	523	468
(IV) Total expenses	605	501	537	2,025	1,767
(V) Profit/(loss) before exceptional item and tax (III-IV)	422	172	55	1,114	467
(VI) Exceptional items	-	-	-	-	-
(VII) Profit/(loss) before tax (V-VI)	422	172	55	1,114	467
(VIII) Tax expense					
(i) Current tax	(35)	49	9	167	44
(ii) MAT credit entitlement	-	-	21	-	-
(iii) Net current tax (i-ii)	(35)	49	30	167	44
(iv) Deferred tax	192	8	(13)	179	(11)
(v) Tax adjustment for earlier years	-	-	-	-	-
Total tax expenses (VIII)	157	57	17	346	33
(IX) Profit/(loss) after tax for the period/year (VII -VIII)	265	115	38	768	434
(X) Other comprehensive income					
Items that will not be reclassified to Profit or Loss:					
(i) Change in fair value of financial assets	(0.40)	0.62	(1.72)	2.31	(2.64)
(ii) Remeasurements of net defined benefit expenses	17.81	8.30	(0.87)	16.12	(1.26)
(iii) Tax effect of above	(3.95)	(2.31)	0.24	(3.48)	0.35
Other comprehensive income/(loss) (X)	13.46	6.61	(2.35)	14.95	(3.55)
(XI) Total comprehensive income for the period/year (IX + X)	278	122	36	783	430
(XII) Paid up equity share capital (face value of Rs.10/- each)	8,400	8,400	8,400	8,400	8,400
Earnings Per Share(EPS) (of Rs 10/- each) (not annualised for quarterly period) :					
Basic (in Rs)	0.31	0.14	0.05	0.91	0.52
Diluted (in Rs)	0.31	0.14	0.05	0.91	0.52

Notes

- The above Audited Standalone Financial Results for the quarter and year ended March 31, 2021 have been reviewed by the Audit Committee and approved by the Board of Directors at its meeting held on 9th June, 2021.
- The figures of last quarter for the current year and for the previous year are the balancing figures between the audited figures in respect of the full financial year ended 31st March and the unaudited published year to date figures upto the third quarter ended 31st December, which are subject to a limited review.
- The above financial results have been prepared in accordance with the recognition and measurement principles laid down in the Ind AS notified under section 133 of Companies Act, 2013, read with relevant rules read thereunder and other accounting principles generally accepted in India.
- The continued spread of novel coronavirus (COVID -19) pandemic across the globe, including India has caused complete/partial lockdown across the country to control the spread of the virus. However, Stock Broking Services being part of Capital Market operations, have been declared as essential services, hence the Company has not faced business interruption on account of restrictions and lockdown. As such, based on the facts and circumstances existing as on the balance sheet date, the Company does not anticipate any material uncertainties which may affect its liquidity position and its ability to continue as a going concern. The ongoing COVID-19 situation may result in changes in the overall economic conditions which may in turn have an impact on the operations of the Company.
- The Company's operations relate to a single reportable operating business segment, i.e. Stock Broking Transactional Services & Other related Financial Intermediation Services.
- The previous period/year figures have been regrouped, rearranged and recasted, wherever necessary to make them comparable.
- Standalone Statement of Assets and Liabilities as at 31.03.2021 and Standalone Statement of Cash Flow for the year ended 31.03.2021 are attached herewith.

For identification purpose only

Date : 9th June, 2021
Place : Mumbai



On behalf of the Board of Directors
Inventure Growth & Securities Limited

Kanji B. Rifa
DIN - 00727470
Chairman & Managing Director



INVENTURE GROWTH & SECURITIES LIMITED

Registered Office : 201,2nd Floor, Viraj Towers, W.E. Highway, Andheri- East, Mumbai- 400069

WEBSITE: www.inventuregrowth.com, CIN : L65990MH1995PLC089838

(Rupees in lakhs)

STANDALONE AUDITED STATEMENT OF ASSETS AND LIABILITIES AS AT 31.03.2021			
Particulars		As at 31.03.2021 Audited	As at 31.03.2020 Audited
ASSETS			
1	Financial Assets		
(a)	Cash and cash equivalents	1,684	1,222
(b)	Bank balance other than (a) above	8,017	4,383
(c)	Stock in trade	96	98
(d)	Receivables		
	I Trade Receivables	588	575
	II Other Receivables	-	-
(e)	Loans	1,631	3,251
(f)	Investments	6,644	6,432
(g)	Other Financial Assets	360	329
	Sub total - Financial Assets	19,020	16,290
2	Non-Financial Assets		
(a)	Current tax assets (net)	306	331
(b)	Deferred tax assets (net)	104	279
(c)	Investment Property	253	253
(d)	Property, Plant and equipment	653	679
(e)	Other Intangible assets	8	7
(g)	Other non-financial assets	64	57
	Sub total - Non financial Assets	1,388	1,606
	TOTAL - ASSETS	20,408	17,896
LIABILITIES AND EQUITY			
Liabilities			
(1) Financial Liabilities			
(a)	Payables		
	(I) Trade Payables		
	(i) total outstanding dues of micro enterprises and small enterprises	-	-
	(ii) total outstanding dues of creditors other than micro enterprises and small	3,537	2,731
	(II) Other Payables		
	(i) total outstanding dues of micro enterprises and small enterprises	-	-
	(ii) enterprises	-	-
(b)	Borrowings	806	3
(c)	Deposits	303	124
(d)	Other financial liabilities	62	23
	Sub total - Financial Liabilities	4,708	2,881
2	Non-financial liabilities		
(a)	Current tax liabilities (net)	-	-
(b)	Provisions	-	97
(c)	Other non financial liabilities	21	21
	Sub total - Non financial liabilities	21	118
3	Equity		
(a)	Equity share capital	8,400	8,400
(b)	Other equity	7,279	6,497
	Sub total - Equity	15,679	14,897
	TOTAL - LIABILITIES	20,408	17,896

For identification purpose only



Date : 9th June 2021
Place : Mumbai

On behalf of the Board of Directors
Inventure Growth & Securities Limited

K.B.P. J
Kanji B. Rita
DIN - 00727470
Chairman & Managing Director



INVENTURE GROWTH & SECURITIES LIMITED

Registered Office : 201,2nd Floor, Viraj Towers, W.E. Highway, Andheri- East, Mumbai- 400069
WEBSITE: www.inventuregrowth.com, CIN : L65990MH1995PLC089838

STANDALONE AUDITED STATEMENT OF CASH FLOW FOR YEAR ENDED 31ST MARCH 2021

Particulars	For the Year Ended 31 March 2021		For the Year Ended 31 March 2020	
	₹	₹	₹	₹
A. Cash Flow from Operating Activities				
Net Profit before tax, exceptional/extraordinary item		1,114		465
Adjustment for :				
Depreciation and amortisation	37		42	
Finance costs	16		120	
Interest income	(577)		(497)	
Dividend income	-		(192)	
Provision for employee benefits	87		15	
Impairment on financial instruments (net)	43		15	
		(394)		(497)
Operating profit before working capital changes		720		(31)
Adjustments for :				
(Increase)/ decrease in trade receivables	(57)		(221)	
(Increase)/ decrease in inventories (held as stock in trade)	2		16	
Increase/(decrease) in loans	(273)		71	
(Increase)/ decrease in other financial assets	(30)		78	
(Increase)/ decrease in other non financial assets	(6)		1	
Other non financial assets.	-		-	
Increase/(decrease) in trade payables	805		1,550	
Increase/(decrease) in other financial liabilities	39		1	
Increase/(decrease) in other non financial liability	-		21	
Increase/(decrease) in deposits	(5,021)		(3,371)	
Term deposits with banks with original maturity of more than three months - placed	1,395		3,237	
Term deposits with banks with original maturity of more than three months - matured	-		-	
		(3,146)		1,384
Cash generated from operations		(2,426)		1353
Direct Taxes paid (Net of refunds)		(142)		(104)
Net cash flow from/(used in) operating activities (A)		(2,568)		1,249
B. Cash Flow from Investing Activities				
Purchase of property plant and equipment	(13)		(10)	
Term deposits with banks with original maturity of more than three months - placed	(1,205)		-	
Term deposits with banks with original maturity of more than three months - matured	1,201		2,431	
Investment in subsidiary	(209)		-	
Dividend income	-		192	
Interest received	30		125	
Net cash flow from/(used in) investing activities (B)		(196)		2739
C. Cash Flow from Financing Activities				
Proceeds/(Repayment) of bank overdraft	803		(308)	
Finance costs	(16)		(120)	
Interest received on loans	547		367	
Loans/(repayment) to/from subsidiaries (net)	1,892		(3,092)	
Dividend and Dividend Distribution Tax paid	-		(214)	
Net cash flow from/(used in) financing activities (C)		3,226		(3,367)
Net increase/(decrease) in cash and cash equivalents (A+B+C)		462		620
Cash and cash equivalents at the beginning of the period		1,222		602
Cash and cash equivalents at the end of the year		1,684		1222

Notes:

1 Cash and Cash Equivalents are as under:

Particulars	As at 31 March 2021	As at 31 March 2020
	₹	₹
Cash on hand	0.19	0.61
Balance with banks in current accounts	1,684.08	1,221.38
	1,684	1,222

2 The above Cash Flow Statement has been prepared under the 'Indirect Method' as set out in Indian Accounting Standard -7 on "Cash Flow Statements" as prescribed by the Central Government in the Companies (Accounting Standards) Rules, 2015, as amended

3 Previous period's figures have been regrouped/rearranged wherever necessary to conform to the current Period's presentation.

For identification purpose only



For and on behalf of the Board of Directors

Kanji B. Rita
DIN - 00727470
Managing Director

K. B. Rita



Independent Auditor's Report On Quarterly and Year to Date Consolidated Financial Results Of The Company Pursuant To Regulation 33 Of The SEBI (Listing Obligations And Disclosure Requirements) Regulations, 2015, as amended

**TO THE BOARD OF DIRECTORS OF
INVENTURE GROWTH & SECURITIES LIMITED**

Report on the audit of the Consolidated Financial Results


Opinion

We have audited the accompanying statement of quarterly and year to date consolidated financial results of Inventure Growth & Securities Limited ('the Holding Company') and its subsidiaries (the Holding Company and its subsidiaries together referred to as "the Group") for the quarter ended March 31, 2021 and for the year ended March, 31, 2021 ("Statement"), attached herewith, being submitted by the Holding Company pursuant to the requirement of Regulation 33 of SEBI (Listing Obligations and Disclosure Requirements) Regulations, 2015, as amended ("Listing Regulations").

In our opinion and to the best of our information and according to the explanations given to us and based on the consideration of reports of other auditors on separate audited financial results of the subsidiaries, the Statement:

- i. includes the results of the following entities;

Sr. No.	Name of the Entity	Relationship
1.	Inventure Growth & Securities Limited	Holding Company
2.	Inventure Commodities Limited	Subsidiary (99.97%)
3.	Inventure Finance Private Limited	Wholly Owned Subsidiary
4.	Inventure Wealth Management Limited	Wholly Owned Subsidiary
5.	Inventure Insurance Broking Private Limited	Wholly Owned Subsidiary
6.	Inventure Merchant Banker Services Private Limited	Wholly Owned Subsidiary
7.	Inventure Developers Private Limited	Wholly Owned Subsidiary



- ii. are presented in accordance with the requirements of the Listing Regulations in this regard; and
- iii. give a true and fair view in conformity with the applicable accounting standards, and other accounting principles generally accepted in India, of the consolidated net profit and other comprehensive income and other financial information of the Group for the quarter ended March 31,2021 and for the year ended March, 31 2021.

Basis for Opinion

We conducted our audit in accordance with the Standards on Auditing (SAs) specified under section 143(10) of the Companies Act, 2013 ("Act"). Our responsibilities under those Standards are further described in the *Auditor's Responsibilities for the Audit of the Consolidated Financial Results* section of our report. We are independent of the Group in accordance with the Code of Ethics issued by the Institute of Chartered Accountants of India together with the ethical requirements that are relevant to our audit of the financial statements under the provisions of the Companies Act, 2013 and the Rules thereunder, and we have fulfilled our other ethical responsibilities in accordance with these requirements and the Code of Ethics. We believe that the audit evidence obtained by us and other auditors is sufficient and appropriate to provide a basis for our opinion.

Board of Directors' Responsibilities for the Consolidated Financial Results

The Statement has been prepared on the basis of the consolidated annual financial statements. The Holding Company's Board of Directors are responsible for the preparation and presentation of these consolidated financial results that give a true and fair view of the net profit and other comprehensive income and other financial information of the Group in accordance with the Indian Accounting Standards prescribed under Section 133 of the Act read with relevant rules issued thereunder and other accounting principles generally accepted in India and in compliance with Regulation 33 of the Listing Regulations. The respective Board of Directors of the companies included in the Group are responsible for maintenance of adequate accounting records in accordance with the provisions of the Act for safeguarding of the assets of the Group and for preventing and detecting frauds and other irregularities; selection and application of appropriate accounting policies; making judgments and estimates that are reasonable and prudent; and the design, implementation and maintenance of adequate internal financial controls, that were operating effectively for ensuring accuracy and completeness of the accounting records, relevant to the preparation and presentation of



the Statement that give a true and fair view and are free from material misstatement, whether due to fraud or error, which have been used for the purpose of preparation of the Statement by the Directors of the Holding Company, as aforesaid.

In preparing the Statement, the respective Board of Directors of the companies included in the Group are responsible for assessing the ability of the Group to continue as a going concern, disclosing, as applicable, matters related to going concern and using the going concern basis of accounting unless the respective Board of Directors either intends to liquidate the Group or to cease operations, or has no realistic alternative but to do so.

The respective Board of Directors of the companies included in the Group are responsible for overseeing the financial reporting process of the Group.

Auditor's Responsibilities for the Audit of the Consolidated Financial Results

Our objectives are to obtain reasonable assurance about whether the Statement as a whole are free from material misstatement, whether due to fraud or error, and to issue an auditor's report that includes our opinion. Reasonable assurance is a high level of assurance, but is not a guarantee that an audit conducted in accordance with SAs will always detect a material misstatement when it exists. Misstatements can arise from fraud or error and are considered material if, individually or in the aggregate, they could reasonably be expected to influence the economic decisions of users taken on the basis of the Statement.

As part of an audit in accordance with SAs, we exercise professional judgment and maintain professional skepticism throughout the audit. We also:

- Identify and assess the risks of material misstatement of the consolidated financial results, whether due to fraud or error, design and perform audit procedures responsive to those risks, and obtain audit evidence that is sufficient and appropriate to provide a basis for our opinion. The risk of not detecting a material misstatement resulting from fraud is higher than for one resulting from error, as fraud may involve collusion, forgery, intentional omissions, misrepresentations, or the override of internal control.
- Obtain an understanding of internal control relevant to the audit in order to design audit procedures that are appropriate in the circumstances. Under Section 143(3) (i) of the Act, we are also responsible for expressing our opinion on whether the company has adequate internal financial controls with reference to financial statements in place and the operating effectiveness of such controls.
- Evaluate the appropriateness of accounting policies used and the reasonableness of accounting estimates and related disclosures made by the Board of Directors.



- Conclude on the appropriateness of the Board of Directors use of the going concern basis of accounting and, based on the audit evidence obtained, whether a material uncertainty exists related to events or conditions that may cast significant doubt on the ability of the Group to continue as a going concern. If we conclude that a material uncertainty exists, we are required to draw attention in our auditor's report to the related disclosures in the consolidated financial results or, if such disclosures are inadequate, to modify our opinion. Our conclusions are based on the audit evidence obtained up to the date of our auditor's report. However, future events or conditions may cause the Group to cease to continue as a going concern.
- Evaluate the overall presentation, structure and content of the consolidated financial results, including the disclosures, and whether the consolidated financial results represent the underlying transactions and events in a manner that achieves fair presentation.
- Obtain sufficient appropriate audit evidence regarding the financial results/financial information of the entities within the Group to express an opinion on the consolidated Financial Results. We are responsible for the direction, supervision and performance of the audit of financial information of such entities included in the consolidated financial results of which we are the independent auditors. For the other entities included in the consolidated Financial Results, which have been audited by other auditors, such other auditors remain responsible for the direction, supervision and performance of the audits carried out by them. We remain solely responsible for our audit opinion.

We communicate with those charged with governance of the Holding Company, among other matters, the planned scope and timing of the audit and significant audit findings, including any significant deficiencies in internal control that we identify during our audit.

We also provide those charged with governance with a statement that we have complied with relevant ethical requirements regarding independence, and to communicate with them all relationships and other matters that may reasonably be thought to bear on our independence, and where applicable, related safeguards.

We also performed procedures in accordance with the circular issued by the SEBI under Regulation 33(8) of the Listing Regulations, as amended, to the extent applicable.



Other Matters

The accompanying Statement includes the audited financial results and other financial information, in respect of six subsidiaries, whose Financial Results reflect Group's share of total assets of Rs. 12,933 lakhs as at March 31, 2021 , Group's share of total revenue of Rs. 633 lakhs and Rs. 1484 lakhs and Group's share of total net profit after tax of Rs. 535 lakhs and Rs. 476 lakhs for the quarter ended March 31, 2021 and for the period from April 01, 2021 to March 31, 2021 respectively, as considered in the Statement, which have been audited by their respective independent auditors. The independent auditors' reports on Financial Results of these entities have been furnished to us and our opinion on the Statement, in so far as it relates to the amounts and disclosures included in respect of these entities, is based solely on the report of such auditors and the procedures performed by us are as stated in paragraph above.

Our opinion on the consolidated Financial Results is not modified in respect of the above matters with respect to our reliance on the work done and the reports of the other auditors and the Financial Results/financial information certified by the Board of Directors.

The Statement includes the results for the quarter ended March, 31, 2021 being the balancing figure between the audited figures in respect of the full financial year ended March 31, 2021 and the published unaudited year to date figures up to the end of the third quarter of the current financial year which were subject to limited review, as required under the Listing Regulations.

For PPV & CO

Chartered Accountants

Firm Registration No. 153929W

Priyanshi

Priyanshi Vakharia

Proprietor

Membership No.: 181834

UDIN: 21181834AAAAAN5775

Place: Mumbai

Date: 09 June 2021



INVENTURE GROWTH & SECURITIES LIMITED

CIN NO: L65990MH1995PLC089838

Registered office: 201, 2ND FLOOR, VIRAJ TOWER, NEAR LANDMARK, WESTERN EXPRESS HIGHWAY, ANDHERI - EAST MUMBAI 400069

(Rs. in lakhs)

STATEMENT OF AUDITED CONSOLIDATED FINANCIAL RESULTS FOR THE QUARTER AND YEAR ENDED MARCH, 2021

Sr No	Particulars	Quarter ended			Year ended	
		31.03.2021	31.12.2020	31.03.2020	31.03.2021	31.03.2020
		Audited	Unaudited	Audited	Audited	Audited
I	Revenue from Operations					
	(i) Interest Income	702	362	494	1,734	1,512
	(ii) Fees and Commission Income	739	382	308	1,947	1,063
	(iii) Dividend Income	-	-	1	3	1
	(iv) Other Operating Income	47	39	48	193	191
	Total Revenue from Operations (I)	1,488	783	850	3,877	2,767
II	Other Income	57	92	228	186	361
III	Total Revenue (I+II)	1,545	875	1,078	4,063	3,128
IV	Expenses					
	(i) Finance Costs	33	24	40	72	236
	(ii) Changes in inventories of stock in trade	-1	-4	9	2	16
	(iii) Fees and Commission Expense	282	206	170	935	547
	(iv) Impairment on Financial Instruments	-242	16	-222	74	1,050
	(v) Employee Benefits Expense	118	167	158	544	658
	(vi) Depreciation and Amortisation Expense	15	14	15	57	60
	(vii) Other Expenses	191	176	193	578	566
	Total Expenses (IV)	396	599	363	2,262	3,133
V	Profit/(Loss) Before Exceptional Items and Tax (III-IV)	1,149	276	715	1,801	(5)
VI	Exceptional Items	-	-	-	-	-
VII	Profit/(Loss) Before Tax (V-VI)	1,149	276	715	1,801	(5)
	Less: Share of Profit/(Loss) transferred to Minority Interest					
VIII	Tax Expense :					
	(a) Current Tax	75	59	50	319	152
	(b) MAT Credit entitlement	-	-	21	-	-
	(c) Deferred Tax	274	37	106	224	(194)
	(d) Tax adjustment for earlier years	-	-	-	12	32
	Total Tax Expense (VIII)	349	96	177	555	(10)
IX	Profit/(Loss) for the period / year before Minority Interest (VII-VIII)	800	180	538	1,246	5
X	Other Comprehensive Income					
	(a) (i) Items that will not be reclassified to Profit or Loss					
	Actuarial Gain/(Loss) on defined employee benefit plans	18	8	-1	16	(1)
	(ii) Income Tax relating to Items that will not be reclassified to Profit or Loss	(4)	(3)	-	-4	-
	(iii) Change in Fair Value of Financial Asset	35	17	-33	121	(68)
	(b) (i) Items that will be reclassified to Profit or Loss					
	(ii) Income Tax relating to Items that will be reclassified to Profit or Loss					
	Other Comprehensive Income(a+b)	49	22	-34	133	(69)
XI	Total Comprehensive Income for the period/year (IX+X)	849	202	505	1,379	(64)
XII	Net Profit/(Loss) for the period/year attributable to :					
	Owners of the Company	800	180	538	1246	5
	Non controlling Interest					
XIII	Other Comprehensive Income for the period/year attributable to :					
	Owners of the Company	49	22	(34)	133	(69)
	Non controlling Interest					
XIV	Total Comprehensive Income for the period/year attributable to :					
	Owners of the Company	849	202	505	1379	(64)
	Non controlling Interest					
XV	Paid up Equity Share Capital (Face Value of Rs 10/- each)	8,400	8,400	8,400	8,400	8,400
XVI	Earnings Per Share(EPS) (of Rs 10/- each) (not annualised for quarterly periods) :					
	(a) Basic	0.95	0.21	0.64	1.48	0.01
	(b) Diluted	0.95	0.21	0.64	1.48	0.01

Notes

- The above Consolidated Financial Results have been reviewed by the Audit Committee and approved by the Board of Directors at its meeting held on 9th June, 2021.
- The figures of last quarter for the current year and for the previous year are the balancing figures between the audited figures in respect of the full financial year ended 31st March and the unaudited published year to date figures upto the third quarter ended 31st December, which are subject to a limited review.
- The above financial results have been prepared in accordance with the recognition and measurement principles laid down in Ind AS notified under section 133 of Companies Act, 2013 read with relevant Rules issued thereunder and other accounting principles generally accepted in India.
- The outbreak of Covid-19 pandemic has affected several countries across the world, including India. The Indian Government had announced a complete lockdown across the country which is still continuing with gradual relaxations. Stock Broking services, being part of Capital Market operations have been declared as essential services and accordingly, the Company faced no business interruption on account of the lockdown. There has been no material change in the controls or processes followed in the closing of the financial statements of the Company. Based on facts and circumstances existing as on the date, the Company does not anticipate any material uncertainties, which affect its liquidity position; and its ability to fulfil its financial obligations. The ongoing COVID-19 situation, if prolonged, may result in some changes in the overall economic and market conditions, which may in turn have an impact on the future operations of the Company.
- The Consolidated Financial Results of the Company includes the results of the wholly owned subsidiaries – Inventure Finance Private Limited, Inventure Wealth Management Private Limited, Inventure Merchant Banker Services Private Limited, Inventure Developers Private Limited, Inventure Insurance Broking Private Limited and further, the said Financial Results also include the result of subsidiary in which the Company has 99.97% interest.
- The Previous period/year figures have been regrouped, rearranged and recasted, wherever necessary to make them comparable.
- The Consolidated Statement of Assets and Liabilities as at 31.03.2021, Consolidated Statement of Cash Flow for the year ended 31.03.2021 and Consolidated Segment Result are attached herewith.

For identification purpose only



On behalf of the Board of Directors
Inventure Growth & Securities Limited

Kanji B. Rita
DIN - 00727470
Chairman & Managing Director
Date : 09/06/2021
Place : Mumbai



INVENTURE GROWTH & SECURITIES LIMITED

CIN NO: L65990MH1995PLC089838

Registered office: 201, 2ND FLOOR, VIRAJ TOWER, NEAR LANDMARK, WESTERN EXPRESS HIGHWAY, ANDHERI - EAST MUMBAI
400069

CONSOLIDATED AUDITED STATEMENT OF ASSETS AND LIABILITIES

(Rs in Lacs)

S. No.	Particulars	As at 31.03.2021	As at 31.03.2020
1	Financial Assets		
(a)	Cash and cash equivalents	1,848	1,262
(b)	Bank balance other than (a) above	9,278	5,684
(c)	Stock in trade	96	98
(d)	Receivables	-	-
I	Trade receivables	592	599
II	Other receivables	4	4
(e)	Loans	10,547	9,420
(f)	Investments	141	103
(g)	Other financial assets	413	406
		22,918	17,575
2	Non-Financial Assets		
(a)	Current tax assets (net)	380	597
(b)	Deferred tax assets (net)	471	692
(c)	Investment property	559	740
(d)	Property, plant and equipment	934	975
(e)	Other intangible assets	165	159
(f)	Other non-financial assets	217	212
		2,727	3,375
	Total Assets	25,645	20,950
LIABILITIES AND EQUITY			
Liabilities			
1	Financial Liabilities		
(a)	Payables		
(I)	Trade payables		
(i)	total outstanding dues of Micro and Small enterprises		
(ii)	total outstanding dues of creditors other than Micro and Small enterprises	3,610	2,793
(II)	Other Payables	-	-
	total outstanding dues of Micro and Small enterprises	-	-
	total outstanding dues of creditors other than Micro and Small enterprises	-	-
(b)	Borrowings	3,136	742
(c)	Deposits	303	124
(d)	Other financial liabilities	66	29
		7,116	3,689
2	Non-Financial Liabilities		
(a)	Current tax liabilities (net)		
(b)	Provisions	-	101
(c)	Other non financial liabilities	21	30
(d)	Other Non-financial liabilities		
		21	131
3	Minority Interest	0	0
4	Equity		
(a)	Equity share capital	8,400	8,400
(b)	Other equity	10,108	8,731
		18,508	17,131
	Total Liabilities and Equity	25,645	20,950

For Identification Purpose Only

Date: 09 June, 2021

Place : Mumbai



On behalf of the Board of Directors
Inventure Growth & Securities Limited

K. B. Rita

Kanji B. Rita

DIN - 00727470

Chairman & Managing Director



INVENTURE GROWTH & SECURITIES LIMITED

CIN NO: L65990MH1995PLC089838

Registered office: 201, 2ND FLOOR, VIRAJ TOWER, NEAR LANDMARK, WESTERN EXPRESS HIGHWAY, ANDHERI - EAST MUMBAI 400069

Consolidated Cash Flow Statement for the year ended 31 March 2021

Rs. in lakhs

Particulars	For the year ended 31 March 2021		For the year ended 31 March 2020	
	₹	₹	₹	₹
A. Cash Flow from Operating Activities				
Net Profit before exceptional item and tax		1,800		(5)
<i>Adjustment for:</i>				
Depreciation and amortisation	57		60	
Finance costs	65		155	
Interest income	(69)		(152)	
Interest on IT Refund	(3)		(12)	
Preliminary expenses written off	-		0	
Dividend income	(6)		(3)	
Provision for defined employee benefits	84		17	
Impairment on financial instruments (net)	21		1,050	
(Profit)/ Loss on sale of investments (net)	(23)		(116)	
		126		999
Operating profit before working capital changes		1,926		994
<i>Adjustments for:</i>				
(Increase)/decrease in trade receivables	(29)		(410)	
(Increase)/decrease in inventories (held as stock in trade)	2		16	
Increase/(decrease) in loans	766		(1,240)	
(Increase)/decrease in other financial assets	10		167	
(Increase)/decrease in other non financial assets	(10)		(149)	
Increase/(decrease) in trade payables	823		1,567	
Increase/(decrease) in other financial liabilities	37		(99)	
Increase/(decrease) in other non financial liability	(9)		19	
Term deposits with banks with original maturity of more than three months - placed	(5,122)		(3,810)	
Term deposits with banks with original maturity of more than three months - matured	1,621	(1,911)	3,902	(37)
Cash generated from operations		15		957
Direct Taxes paid (Net of refunds)		(184)		(256)
Net cash flow from operating activities (A)		-169		701
B. Cash Flow from Investing Activities				
Purchase of property plant and equipment	(9)		(10)	
Purchase of Intangible assets	(13)		-	
Investment in property	-		(64)	
Proceeds from sale of investment in property	245		367	
Proceeds from sale of investments in shares and securities	83		-	
Term deposits with banks with original maturity of more than three months - placed	(1,345)		(666)	
Term deposits with banks with original maturity of more than three months - matured	1,279		2,965	
Dividend income	6		3	
Interest received	65		142	
Net cash flow from investing activities (B)		311		2,737
C. Cash Flow from Financing Activities				
Repayment of long term borrowings	(36)		(1)	
Proceeds/(Repayment) of bank overdrafts	539		(2,379)	
Finance costs	(65)		(155)	
Interest received	8		0	
Dividend and Dividend Distribution Tax paid	-		(253)	
Net cash flow from financing activities (C)		446		(2,788)
Net increase/(decrease) in cash and cash equivalents (A+B+C)		588		650
Cash and cash equivalents at the beginning of the year		1,261		611
Cash and cash equivalents at the end of the year		1,849		1,261

Notes:


1 Cash and Cash Equivalents are as under:

Particulars	As at 31 March 2021	As at 31 March 2020
	₹	₹
Cash on hand	0.36	0.94
Cheque in hand	-	30
Balance in Current Accounts	1849	1231
	1849	1261

2 The above Cash Flow Statement has been prepared under the 'Indirect Method' as set out in Indian Accounting Standard -7 on "Cash Flow Statements" as prescribed by the Central Government in the Companies (Accounting Standards) Rules, 2015, as

3 Previous year's figures have been regrouped/rearranged wherever necessary to conform to the current year's presentation.


For identification purpose only



Date : 09/06/2021
Place : Mumbai

On behalf of the Board of Directors
Inventure Growth & Securities Limited

Kanji B. Rija
DIN - 00727470
Chairman & Managing Director



INVENTURE GROWTH & SECURITIES LIMITED

CIN NO: L65990MH1995PLC089838

Registered office: 201, 2ND FLOOR, VIRAJ TOWER, NEAR LANDMARK, WESTERN EXPRESS HIGHWAY, ANDHERI - EAST MUMBAI 400069

AUDITED CONSOLIDATED SEGMENT RESULTS FOR THE YEAR ENDED 31ST MARCH 2021

(Rs. in Lakhs)

Particulars	Quarter ended			Year ended	
	31.03.2021 Audited	31.12.2020 Unaudited	31.03.2020 Audited	31.03.2021 Audited	31.03.2020 Audited
Segment Revenue					
a) Equity/Commodity Broking & Other related activities	825	549	222	2,519	1,442
b) Financing & Other related activities	668	244	588	1,370	1,282
c) Others	166	208	343	733	910
Total	1,659	1,001	1,153	4,622	3,634
Less: Inter Segment Revenue	115	126	140	560	571
Income form Operations, Other Opertaing Income & Other Income	1,544	875	1,013	4,062	3,063
Segment Results: Profit before tax and interest from Each segment					
a) Equity/Commodity Broking & Other related activities	327	95	(38)	653	(5)
b) Financing & Other related activities	837	187	797	1,180	166
c) Others	0	2	(11)	(1)	(15)
Total	1,164	284	748	1,832	146
Add: Unallocable income/Expense(Net)	-	-	-	-	-
Interest	16	7	34	32	151
Profit/(Loss) from Ordinary Activities before tax	1,148	276	714	1,800	(5)
Capital Employed					
Segment Assets					
Equity/Commodity Broking & Other related activities	13,766	12,769	9,389	13,766	9,389
Financing & Other related activities	11,084	10,788	10,621	11,084	10,621
c) Others	795	862	940	795	940
Total Segment Assets (A)	25,645	24,419	20,950	25,645	20,950
Segment Liabilities					
a) Equity/Commodity Broking & Other related activities	3,734	3,099	388	3,734	388
b) Financing & Other related activities	3,403	3,659	3,432	3,403	3,432
c) Others	-	-	-	-	-
Total Segment Liabilities (B)	7,137	6,758	3,820	7,137	3,820
Capital Employed (A-B)	18,508	17,661	17,130	18,508	17,130

Note :

The Group's operations predominantly relate to Equity Broking, Commodity Broking, Financing and other related activities. In accordance with Ind AS - 108 "Operating Segments" and Company (Accounting Standards) Rules, 2006, the Company has identified (i) Equity/Commodity Broking and Other related activities (ii) Financing and Other related activities as reportable segments. There are no geographical segments identified by the Company.

For identification purpose only



On behalf of the Board of Directors
Inventure Growth & Securities Limited

K.B.R.
Kanji B. Rita
DIN - 00727470
Chairman & Managing Director
Date : 09/06/2021
Place : Mumbai

