

Tijaria Polypipes Limited



29th May, 2023

To,
The Manager,
Department of Corporate Services
BSE Limited,
Phiroze Jeejeebhoy Towers,
Dalal Street, Mumbai- 400001
Scrip Code: 533629

Listing Compliances,
National Stock Exchange of India Limited,
Exchange Plaza,
Bandra Kurla Complex,
Mumbai-400051
NSE Symbol: TIJARIA

Dear Sir/Madam,

Sub: Outcome of the Board Meeting held on 29th May, 2023

Pursuant to the requirements of Regulation 30 of Securities and Exchange Board of India (Listing Obligations and Disclosure Requirements) Regulations, 2015 and any other applicable provisions, if any, it is hereby informed that the Board of Directors of our company in its meeting held on 29th May, 2023 which commenced at 03.00 P.M. and concluded at 04:40 P.M. inter-alia, have approved the following:

1. Audited Financial Results of the Company for the Quarter and Year ended 31st March, 2023 along with Independent Auditor's Report thereon.
2. Statement of Assets and Liabilities for the year ended on 31st March, 2023.
3. Cash Flow Statement for the year ended 31st March, 2023.

As required under Regulation 33 of the SEBI (Listing Obligations and Disclosure Requirements) Regulations, 2015, a copy of Audited Financial Results along with statement of Assets & Liabilities, Declaration with respect to the Audit Report with unmodified opinion to the Audited Financial Results and certified copy of Audit Report is attached herewith.

This is for your information and record.

Thanking you,

Yours faithfully,

For, Tijaria Polypipes Limited

Shipra Gandhi
Digitally signed
by Shipra Gandhi
Date: 2023.05.29
16:47:41 +05'30'

Shipra Gandhi
(Company Secretary & Compliance officer)
M. No. A68405

PIPING SOLUTIONS

Correspondence Office:

A-130 (H), Road No. 9-D, Vishwakarma Industrial Area
Jaipur-302013 (Raj.) India
Tel : 0141-2333722
E-mail: info@tijaria-pipes.com

Regd. Office / Works:

SP-1-2316, RIICO Industrial Area
Ramchandrapura, Sitapura Extn.
Jaipur-302022 (Raj.) India.
CIN - L25209RJ2006PLC022828



TO

THE BOARD OF DIRECTORS OF

TIJARIA POLYPIPES LIMITED
(CIN : L25209RJ2006PLC022828)

Regd. Office : SP-1-2316, RIICO Industrial Area,
Sitapura Extn. Jaipur, Rajasthan - 302022

Independent Auditor's Report On Quarterly Financial Results and Year to Date Results of the Company Pursuant to the Regulation 33 of the SEBI (Listing Obligations and Disclosure Requirements) Regulations, 2015

Report on the audit of the Standalone Financial Results of Tijaria Polypipes Limited

We have audited the standalone financial results of M/s Tijaria Polypipes Limited for the quarter ended 31st March 2023 and the year to date results for the period 1st April 2022 to 31st March 2023, attached herewith, being submitted by the company pursuant to the requirement of Regulation 33 of the SEBI (Listing Obligations and Disclosure Requirements) Regulations, 2015.

These quarterly financial results as well as the year to date financial results have been prepared on the basis of the interim financial statements, which are the responsibility of the company's management. Our responsibility is to express an opinion on these financial results based on our audit of such interim financial statements, which have been prepared in accordance with the recognition and measurement principles laid down in Indian Accounting Standard 34 (Ind AS 34) for Interim Financial Reporting, prescribed, under Section 133 of the Companies Act, 2013 read with relevant rules issued there under; or by the Institute of Chartered Accountants of India, as applicable and other accounting principles generally accepted in India.

We conducted our audit in accordance with the auditing standards generally accepted in India. Those standards require that we plan and perform the audit to obtain reasonable assurance about whether the financial results are free of material misstatement(s). An audit includes examining, on a test basis, evidence supporting the amounts disclosed as financial results. An audit also includes assessing the accounting principles used and significant estimates made by management. We believe that our audit provides a reasonable basis for our opinion.




The Company has prepared financial results as prescribed in the SEBI Regulation 2015. We do not express an opinion on the accompanying statement of the Company. Because of the significant of the matters described in the "Basis for Disclaimer of Opinion" section of our report. In our opinion and to the best of our information and according to the given to us these quarterly financial results as well as the year to date results:

- i. are presented in accordance with the requirements of Regulation 33 of the SEBI (Listing Obligations and Disclosure Requirements) Regulations, 2015 in this regard; and
- ii. Give a true and fair view of the net loss and other financial information for the quarter ended 31st March 2023 as well as the year to date results for the period from 1st Apr 2022 to 31st Mar 2023.

Basis for Disclaimer of Opinion

We draw your attention to:

- a. Bank of India has declared Non-Performing Assets (NPA) to the Company on 30.06.2022 (w.e.f. 27.11.2020) as on date outstanding loan amount was 7250.19 Lacs and Bank Guarantee Rs. 57 lacs total Rs. 7307.19 Lacs. As per the section 13(8) of the SARFAESI Act, 2002 the right of redemption of secured assets, Bank of India has excising the power and forfeited Equity shares investment of Promoters / Directors and their relatives total Amount Rs. 474.06 Lacs. This has been shown in Financials statements as Loan against shares forfeited.
- b. The company has taken a loan of Rs 44 lakhs from the directors, this amount is pending since last years. Management treating it as current borrowing and no provision for interest has been made.
- c. During the Financial Year 2022-23 Bank of India has sold total numbers of share 14,17,858 amounting Rs. 76,33,435/- which was forfeited by the Bank of India related to directors / promoters and their relatives person / companies. The said amount has been credited by the Bank of India against outstanding loan amount.
- d. As management has been decided that there is not made interest provision on NPA declared Bank Loan Account since declaration of NPA by the bank i.e. 1st July 2022.
- e. The company has total outstanding loans and advances of Rs. 2294/- lacs as on the year ended 31st March, 2023 from various entities. We have circulated the independent balance confirmation for the majority of the outstanding loans and advances, however, we have not received any confirmation independently. Also, the company has not accrued any interest on the said loans & advances.



Accordingly, due to lack of sufficient and appropriate audit evidence, we are unable to comment on the recoverability and existence of such loans and advances.

- f. As per Standards on Auditing (SA) – 505 External Confirmation, Independent Balance confirmation for outstanding Bank Balances as on 31.03.2023 were sought during the course of audit and the response to the said confirmations were received by us.
- g. Some of the balances of Trade Receivables and Trade payable of the Company are subject to confirmation from the respective parties and consequential reconciliation/adjustment arising there from, if any.
- h. The company has declared land and building of Rs. 29.82 Lacs situated at Daulatpura, Jaipur held for sale since long times. Refer to IND AS 105 for this to be the case, the assets must be available for immediate sale in its present condition, for the sale to be highly probable, the appropriate level of management must be committed to a plan of such assets. In this regard the company management not provide any future plan to execute the same.
- i. The company has a Gross Tax Asset of Rs. 21.42 Lacs as on 31st March 2023 pertaining to various years. The company has not provided with the status of the assessment/refund/appeal for the said Tax Assets and hence, due to lack of the information and documentary evidence, we are unable to comment on the recoverability of the tax assets or requirement of the provision, if any.
- j. The company has a Yarn Division in the textile segment which has been closed for a long time. Plant and Machinery and other assets belonging to Yarn Division on which depreciation charged by the company. We have been unable to find sufficient appropriate evidence as to whether the company will be able to resume production under this division. The total amount of Gross Assets as on 31.03.2023 in Textile Segment is Rs.83.98 Crores and the Net Block of Assets is Rs.19.48 Crores which includes the assets of Blanket Division and Yarn Division.

We conducted our audit in accordance with the Standards on Auditing (“SAs”) specified under Section 143(10) of the Companies Act, 2013 (“the Act”). Our responsibilities under those Standards are further described in paragraph (a) of Auditor’s Responsibilities section below. We are independent of the Company in accordance with the Code of Ethics issued by the Institute of Chartered Accountants of India (“the ICAI”) together with the ethical requirements that are relevant to our audit of the Standalone Financial Results for the year ended Month 31, 2022 under the provisions of the Act and



the Rules thereunder, and we have fulfilled our other ethical responsibilities in accordance with these requirements and the ICAI's Code of Ethics. We believe that the audit evidence obtained by us is not sufficient and appropriate to provide a basis for our audit opinion.

Emphasis of Matter

We draw your attention to:

- a) The Company has outstanding payable of Rs. 5,55,045/- as on 31st March 2023 towards Group Gratuity Payable in previous years.
- b) The Company has outstanding payable of Rs. 44,00,000/- as on 31st March 2023 towards loan from Directors payable in previous years. There is no interest provision was made during the financial year.

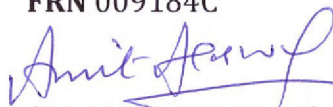
Other Matter

The Statement includes the results for the quarter ended March 31, 2023 being the balancing figure between the audited figures in respect of the full financial year ended March 31, 2023 and the published unaudited year-to-date figures up to the third quarter of the current financial year, which were subjected to a limited review by us, as required under the Listing Regulations.

For **AMIT RAMAKANT & CO**

Chartered Accountants

FRN 009184C


(CA AMIT AGRAWAL)

PARTNER

M.No. 077407



Place : Jaipur

Date : 29th May 2023

UDIN : 23077407BGYFHW7630

TIJARIA POLYPIPES LIMITED

CIN: L25209RJ2006PLC022828

REG. OFFICE: SP-1-2316, RIICO INDUSTRIAL AREA, RAMCHANDRAPURA, SITAPURA EXTENSION, JAIPUR-302022
TEL/FAX: 0141-2333722; EMAIL: - INVESTORS@TIJARIA-PIPES.COM, WEBSITE: WWW.TIJARIA-PIPES.COM
STANDALONE AUDITED FINANCIAL RESULTS FOR THE QUARTER AND YEAR ENDED MARCH 31, 2023

Particulars	₹ in Lacs) except EPS					
	Quarter Ended			Year Ended		
	Audited 31.03.2023	Un-audited 31.12.2022	Audited 31.03.2022	Audited 31.03.2023	Audited 31.03.2022	
1. Income						
Revenue from Operations	384.28	-0.40	1,355.79	1,384.67	5,488.24	
Other Income	3.76	3.29	11.46	16.70	22.17	
Total Income	388.04	2.89	1,367.25	1,401.37	5,510.41	
2. Expenses						
Cost of materials consumed	160.78	-	1,342.33	1,076.87	5,090.42	
Purchase of stock-in-trade	385.52	-	1.47	389.45	52.32	
Changes in inventories of finished goods, work-in-progress & stock-in-trade	-1.54	-	289.82	66.04	203.16	
Employee benefits expenses	10.03	19.35	59.91	87.11	260.91	
Finance Cost	1.21	0.93	200.64	201.37	842.15	
Depreciation	80.46	83.47	99.87	332.21	412.88	
Other expenditures	31.40	9.95	115.57	147.29	595.34	
Store & Spares consumed	0.08	0.10	10.78	45.53	224.92	
Total Expenses	667.94	113.80	2,120.39	2,345.87	7,682.10	
3. Profit/(Loss) before exceptional and extraordinary items and tax (1-2)	-279.90	-110.91	-753.14	-944.50	-2,171.69	
4. Exceptional items	-	-	-	1.05	0.12	
5. Profit/(Loss) before extraordinary items and tax (3-4)	-279.90	-110.91	-753.14	-945.55	-2,171.81	
6. Extraordinary item	-	-	-	-	-	
7. Profit/(Loss) before tax (5-6)	-279.90	-110.91	-753.14	-945.55	-2,171.81	
8. Tax expenses	-	-	-	-	-	
Current tax	-	-	-	-	-	
Deferred tax	-	-	-	-	-	
9. Profit/(Loss) for the period (7-8)	-279.90	-110.91	-753.14	-945.55	-2,171.81	
10. Other Comprehensive Income	-	-	2.35	-	2.35	
11. Total Comprehensive Income/(Loss) for the period (9+10)	-279.90	-110.91	-750.79	-945.55	-2,169.46	
12. Paid up Equity Share capital (Face value Rs. 10/- each)	2,862.66	2,862.66	2,862.66	2,862.66	2,862.66	
13. Earning Per Share (Not annualised)						
(a) Basic	-0.98	-0.39	-2.62	-3.30	-7.58	
(a) Diluted	-0.98	-0.39	-2.62	-3.30	-7.58	

Notes:

- The above financial results have been reviewed and recommended by the Audit Committee and approved by the Board of Directors at their meeting held on 29th May, 2023.
- Previous period figures have been regrouped/rearranged wherever considered necessary.
- The figures of the quarter ended March 31 2023 are the balancing figures between audited figures in respect of the full period of twelve months ending as at March 31, 2023 and the unaudited published year to date figures upto December 31, 2022, being the date of the end of the third quarter of the Financial Year.
- Operating Segments: The Company primarily operates in two segments i.e. Pipes & Textiles. The products considered for each operating segments are: 1) Pipes includes HDPE, PVC pipe, irrigation system; 2) Textile includes Mink Blankets
Segment wise information as per Ind AS-108 'Operating Segments' are as under:

Particulars	₹ in Lacs) except EPS					
	Quarter Ended			Year Ended		
	Audited 31.03.2023	Un-audited 31.12.2022	Audited 31.03.2022	Audited 31.03.2023	Audited 31.03.2022	
Segment Revenue (Net Sales/Income)						
a) Pipe	384.28	-0.40	1,304.13	1,379.94	4,846.20	
b) Textile	-	-	51.66	4.73	642.04	
c) Unallocated	-	-	-	-	-	
Total	384.28	-0.40	1,355.79	1,384.67	5,488.24	
Less: Inter Segment Revenue	-	-	-	-	-	
Net Sales / Income from Operations	384.28	-0.40	1,355.79	1,384.67	5,488.24	
Segment Results						
a) Pipe	-235.97	-18.77	-363.16	-467.16	-765.77	
b) Textile	-42.72	-91.22	-186.99	-277.02	-561.54	
Segment Results before Interest & Tax	-278.69	-109.99	-550.15	-744.18	-1,327.31	
Less : Finance Cost	1.21	0.93	200.64	201.37	842.15	
Profit / (Loss) before tax	-279.90	-110.92	-750.79	-945.55	-2,169.46	
Segment Assets						
a) Pipe	6,426.38	4,352.32	15,223.98	6,426.38	15,223.98	
b) Textile	-273.69	2,083.50	-8,454.38	-273.69	-8,454.38	
Total	6,152.69	6,435.82	6,769.60	6,152.69	6,769.60	
Segment Liabilities						
a) Pipe	8,564.95	8,545.43	8,214.75	8,564.95	8,214.75	
b) Textile	3.33	27.98	28.10	3.33	28.10	
c) Unallocable	-	-	-	-	-	
Total	8,568.28	8,573.41	8,242.85	8,568.28	8,242.85	

For Amit Ramakant & Co.

Chartered Accountants

FRN: 009184C

CA Amit Agewal

Partner

M. No. 077407

Place: Jaipur

Date: May 29, 2023



For and on behalf of the Board of Directors
For Tijaria Polypipes Limited

ALOK JAIN
TIJARIA

Digitally signed by
ALOK JAIN TIJARIA

Date: 2023.05.29

15:26:28 +05'30'

Alok Jain Tijaria

Managing Director

DIN: 00114937

TIJARIA POLYPIPES LIMITED
BALANCE SHEET AS AT MARCH 31, 2023

(₹ in Lacs)

Particulars	As at March 31 st , 2023 Audited	As at March 31 st , 2022 Audited
ASSETS		
Non-Current Assets		
Property Plant And Equipment	2,531.10	2,878.50
Financial Assets		
Securities Deposited	0.50	0.50
Other Non Current Assets	160.89	160.04
Total Non-Current Assets	2,692.49	3,039.04
Current Assets		
Inventories	50.47	576.33
Financial Assets		
Trade Receivables	2,503.78	2,521.41
Loans & Advances	435.10	39.47
Cash and Cash Equivalent	8.85	4.58
Bank Balances other than cash and cash equivalents	169.48	256.57
Other Current Assets	262.68	302.37
Non Current Assets Held For Sale	29.83	29.83
Total Current Assets	3,460.19	3,730.56
Total Assets	6,152.68	6,769.60
EQUITY AND LIABILITIES		
Equity		
Equity Share Capital	2,862.66	2,862.66
Other Equity		
General Reserve	87.08	87.08
Retained Earning	-11,155.23	-10,212.90
Share Premium	5,789.90	5,789.90
Total Equity	-2,415.59	-1,473.26
Liabilities		
Non Current Liabilities		
Financial Liabilities		
Borrowings	6,546.34	5,823.35
Total Non Current Liabilities	6,546.34	5,823.35
Current Liabilities		
Financial Liabilities		
Borrowings	1,090.44	1,092.07
Trade Payables	704.94	1,063.40
Other Payables	6.70	31.20
Security Deposits	10.10	10.10
Other Current Liabilities	209.75	222.74
Total Current Liabilities	2,021.93	2,419.51
Total Equity & Liabilities	6,152.68	6,769.60

For Amit Ramakant & Co.

Chartered Accountants
FRN: 009184C


CA Amit Agrawal

Partner

M. No. 077407

Place: Jaipur

Date: May 29, 2023



For and on behalf of the Board of Directors

For Tijaria Polypipes Limited

ALOK JAIN
TIJARIA

Digitally signed by
ALOK JAIN TIJARIA
Date: 2023.05.29
15:26:56 +05'30'

Alok Jain Tijaria
Managing Director
DIN: 00114937


TIJARIA POLYPIPES LIMITED**STATEMENT OF CASH FLOWS**

Particulars	Year Ended 31.03.2023 Audited	Year Ended 31.03.2022 Audited
(A) Cash Flows From Operating Activities		
1. Profit / (Loss) Before Tax	-9,45,55,231.28	-21,69,46,078.92
2. Adjustment for :		
Depreciation and Amortisation Expenses	3,32,20,558.40	4,12,87,640.95
Provision for Income Tax / FBT earlier years	3,21,906.00	-
Interest Income	-4,57,830.25	-16,25,810.77
Interest on Borrowings	2,01,37,360.09	8,42,15,249.89
Profit on Sale of Property / Investments	2,94,125.30	35,56,441.11
3. Operating Profit before Working Capital Changes (1+2)	-4,10,39,111.74	-8,95,12,557.74
4. Change in Working Capital (Excluding Cash & Bank Balances)		
Increase(-) / Decrease in Trade & Other Receivables	17,63,223.39	12,30,12,475.17
Increase (-) / Decrease in Inventories	5,25,85,030.47	9,09,08,221.25
Increase (-) / Decrease in Loans and advances	-3,95,63,681.84	1,34,000.00
Increase (-) / Decrease in Other Current Assets	1,25,93,228.40	44,81,451.09
Increase / Decrease (-) in Trade payables and Other Current Liabilities	-3,95,92,689.78	-10,75,21,371.46
Change in Working Capital	-1,22,14,889.36	11,10,14,776.05
5. Cash Generated from Operations (3+4)	-5,32,54,001.10	2,15,02,218.31
6. Tax Paid	-	-
7. Net Cash Flows from Operating Activities	-5,32,54,001.10	2,15,02,218.31
(B) Cash Flows from Investing Activities		
Proceeds from sale of Property, Plant and equipment / Transfer of Assets	12,25,000.00	56,70,307.12
Purchase of Property, Plant and Equipments	-	-14,77,311.24
Interest Received	4,57,830.25	16,25,810.77
Net Cash Generated / (Used) in Investing Activities:	16,82,830.25	58,18,806.65
(C) Net Cash flow from Financing Activities		
Increase (-) / Decrease in Equities	-	-
Increase in Equity (Share Warrant)	-	-
Increase in Share Premium	-	-
Repayment of Term Borrowings	7,21,35,794.27	3,27,72,629.63
Proceeds from Other Borrowings	-	-
Interest Paid	-2,01,37,360.09	-8,42,15,249.89
Net Cash Generation / (Used) From Financing Activities	5,19,98,434.18	-5,14,42,620.26
(D) Net Change in Cash & Cash Equivalents (A+B+C)	4,27,263.33	-2,41,21,595.30
(E1) Cash & Cash Equivalents as at the end of the Year	8,85,236.32	4,57,972.99
(E2) Cash & Cash Equivalents as at the Beginning of the Year	4,57,972.99	2,45,79,568.29
Net Change In Cash & Cash Equivalents (E1 + E2)	4,27,263.33	-2,41,21,595.30

The above cash flow statement has been prepared under the Indirect method as set out in accounting standard - 3 on cash flow statement.

For Amit Ramakant & Co.

Chartered Accountants
FRN: 009184C



CA Amit Agrawal
Partner
M. No. 077407
Place: Jaipur
Date: May 29, 2023

For and on behalf of the Board of Directors
For Tijaria Polypipes Limited

ALOK JAIN
TIJARIA

Digitally signed by
ALOK JAIN TIJARIA
Date: 2023.05.29
15:27:13 +05'30'

Alok Jain Tijaria
Managing Director
DIN: 00114937