

JASCH INDUSTRIES LIMITED

JASCH

Works:

43/5, Bahalgarh Road, P.O. Bahalgarh - 131021

Distt. Sonapat (Haryana) INDIA

Phone : 0130-2216666

Email. accounts@jasch.biz **Website.** www.jaschindustries.com

CIN : L24302DL1985PLC383771

JI/SE/N/1

20th May 2023

The BSE Ltd,
Deptt of Corporate Services,
Phiroze Jeejeebhoy Towers,
Dalal Street, Mumbai 400001

Sub: Audited financial results for the quarter & financial year ended on 31st March 2023

Dear Sirs,

Pursuant to Regulation 33 of SEBI (Listing Obligations & Disclosure Requirements) Regulations 2015, we are enclosing herewith audited stand-alone & consolidated financial results of the Company for the quarter & financial year ended on 31st March 2023 as reviewed by the Audit Committee and approved by the Board of Directors of the Company in their respective meetings both held today and Auditors' report in respect of the same.

The aforesaid financial results also contain statement of cash flows for the half year ended on 31st March 2023.

The meeting of Board of Directors of the Company commenced at 12:30 hours and concluded at 15:00 hours.


An extract of the above results is also being published in newspapers.

Kindly take the same on record.

Yours faithfully,

For Jasch Industries Ltd


J.K. Garg
Managing Director



Encl: As above


JASCH INDUSTRIES LIMITED

Regd. Office : 502, NDM-II, NSP, Pitampura, Delhi - 11034

CIN No. : L24302DL1985PLC383771

Statement of Standalone and Consolidated Audited Financial Results for the Quarter and Year Ended 31st March 2023 (Rs. In Lakh) (EPS in Rs. Only)

Sno	Particulars	STANDALONE					CONSOLIDATED		
		Quarter Ended			Financial Year Ended		Quarter Ended	Financial Year Ended	
		31.03.23	31.12.22	31.03.22	31.03.23	31.03.22	31.03.23	31.03.23	31.03.22
		Audited	Unaudited	Audited	Audited	Audited	Audited	Audited	Audited
1	Income								
	Revenue from operation	5,453.16	5,715.92	6,219.52	23,351.85	21,427.85	5,453.16	23,351.85	21,427.85
	Other income	86.07	138.26	46.45	342.97	179.61	86.07	342.97	179.61
	Total income	5,539.23	5,854.18	6,265.97	23,694.82	21,607.46	5,539.23	23,694.82	21,607.46
2	Expenses								
	(a) Cost of materials consumed	3,367.29	3,895.72	4,141.37	15,857.40	14,681.19	3,367.29	15,857.40	14,681.19
	(b) Purchase of Stock-in-trade	--	--	--	--	--	--	--	--
	(c) Change in inventories of finished goods, work-in-progress and stock-in-trade	(158.78)	112.16	(31.01)	(157.19)	(203.30)	(158.78)	(157.19)	(203.30)
	(d) Employee benefits expenses	477.50	417.17	409.59	1,723.09	1,521.87	477.50	1,723.09	1,521.87
	(e) Finance Costs	29.73	30.28	14.14	95.76	51.88	29.73	95.76	51.88
	(f) Depreciation & amortization expenses	79.83	81.48	73.30	311.88	293.57	79.83	311.88	293.57
	(g) Other Expenses.								
	(i) Power and Fuel	389.06	379.32	338.09	1,532.49	1,148.37	389.06	1,532.49	1,148.37
	(ii) Store & Spares / Consumables	(2.44)	19.27	18.57	57.86	58.83	(2.44)	57.86	58.83
	(iii) Other expenditure	460.04	379.51	434.44	1,571.04	1,326.87	460.53	1,571.53	1,326.87
	Total Expenses	4,642.23	5,314.91	5,398.49	20,992.33	18,879.28	4,642.72	20,992.82	18,879.28
3	Profit / (Loss) before exceptional item & tax	897.00	539.27	867.48	2,702.49	2,728.18	896.51	2,702.00	2,728.18
4	Less : Exceptional Item (Net)	-	0.07	-	5.23	-	-	5.23	-
5	Profit / (Loss) before tax	897.00	539.20	867.48	2,697.26	2,728.18	896.51	2,696.77	2,728.18
6	Less :Tax expenses								
7	Current Tax	217.58	144.04	235.59	680.33	714.20	217.58	680.33	714.20
8	Deferred Tax	22.33	--	(10.43)	22.33	(10.43)	22.33	22.33	(10.43)
9	Profit / (Loss) for the period from continuing operations	657.09	395.16	642.32	1,994.60	2,024.41	656.60	1,994.11	2,024.41
10	Profit / (Loss) from discontinued operation before tax	-	-	-	-	-	-	-	-
11	Tax Expense on discontinued operation	-	-	-	-	-	-	-	-
12	Profit / (Loss) from discontinued operation after tax	-	-	-	-	-	-	-	-
13	Profit / (Loss) for the period	657.09	395.16	642.32	1,994.60	2,024.41	656.60	1,994.11	2,024.41
14	Other comprehensive income								
	(i) Items that will not be reclassified to profit or loss	-	--	-	-	-	-	-	-
	(ii) Income tax relating to items that will not be reclassified to profit or loss	-	--	-	-	-	-	-	-
	(iii) Items that will be reclassified to profit or loss	-	-	-	-	-	-	-	-
	(iv) Income tax relating to items that will be reclassified to profit or loss	-	-	-	-	-	-	-	-
	Other Comprehensive Income	-	-	-	-	-	-	-	-



	Total Comprehensive income / (loss) for the period	657.09	395.16	642.32	1,994.60	2,024.41	656.60	1,994.11	2,024.41
15	Total Profit or Loss attributable to								
	Profit or Loss, attributable to Owners of parent.	-	-	-	-	-	-	-	-
	Total profit or loss, attributable to Non-controlling interests	-	-	-	-	-	-	-	-
16	Total Comprehensive income for the period attributable to								
	Comprehensive income for the period attributable to owners of parent	657.09	395.16	642.32	1,994.60	2,024.41	656.60	1,994.11	2,024.41
	Total Comprehensive income for the period attributable to owners of parent non-controlling interests.	-	-	-	-	-	-	-	-
17	Details of equity share capital								
	Paid-up equity share capital (Face value of Rs. 10/- each)	1,133.00	1,133.00	1,133.00	1,133.00	1,133.00	1,133.00	1,133.00	1,133.00
18	Details of debt securities	-	-	-	-	-	-	-	-
19	Reserve excluding Revaluation Reserves	9,855.64	9,180.76	7,843.25	9,855.64	7,843.25	9,855.15	9,855.15	7,843.25
20	Earning per share								
i	Earnings per equity share from continuing operations								
	(a) Basic	5.80	3.49	5.67	17.60	17.87	5.80	17.60	17.87
	(b) Diluted	5.80	3.49	5.67	17.60	17.87	5.80	17.60	17.87
ii	Earnings per equity share from discontinued operations								
	(a) Basic	-	-	-	-	-	-	-	-
	(b) Diluted	-	-	-	-	-	-	-	-
iii	Earnings per equity share								
	(a) Basic	5.80	3.49	5.67	17.60	17.87	5.80	17.60	17.87
	(b) Diluted	5.80	3.49	5.67	17.60	17.87	5.80	17.60	17.87

bray.



JASCH INDUSTRIES LIMITED
AUDITED STANDALONE AND CONSOLIDATED STATEMENT OF ASSETS AND LIABILITIES AS AT 31ST MARCH 2023

(Rs. In Lakhs)

Particulars	Standalone As At		CONSOLIDATED AS AT	
	31ST March 2023	31st March, 2022	31ST March 2023	31st March, 2022
ASSETS				NIL
Non-Current Assets				
a) Property, Plant and Equipment	3,641.78	2,929.20	3,641.78	2,929.20
b) Capital work-in-progress	15.00	-	15.00	-
c) Investment Property	-	-	-	-
d) Goodwill	-	-	-	-
e) Other Intangible Assets	-	-	-	-
f) Financial assets				
i) Investments	5.10	5.10	0.10	0.10
ii) Trade Receivables	-	-	-	-
iii) Loans	-	-	-	-
iv) Others	143.36	257.64	143.36	257.64
g) Deferred Tax Assets (Net)	-	-	-	-
h) Other non-current assets	-	-	-	-
Current assets				
a) Inventories	2,802.05	3,093.74	2,802.05	3,093.74
b) Financial assets				
i) Investments	-	-	-	-
ii) Trade receivables	2,887.75	2,818.63	2,887.75	2,818.63
iii) Cash and cash equivalents	767.02	639.29	771.78	644.24
iv) Bank Balances other than (iii) above	4,969.90	3,538.11	4,969.90	3,538.11
v) Loans	-	-	-	-
vi) Others	-	-	-	-
c) Current Tax Assets (Net)	-	-	-	-
d) Other current assets	152.71	114.86	147.27	109.41
i) Preliminary Expenses (to the extent not written off)	-	-	5.62	5.62
TOTAL ASSETS	15,384.67	13,396.58	15,384.61	13,396.70
EQUITY AND LIABILITIES				
Equity				
a) Equity share capital	1,133.00	1,133.00	1,133.00	1,133.00
b) Other equity	9,855.64	7,843.25	9,855.15	7,843.25
Liabilities				
Non-current liabilities				
a) Financial liabilities				
i) Borrowings	289.61	114.76	289.61	114.76
ia) Lease liabilities	-	-	-	-
ii) [Trade payables : -	-	-	-	-
A) Total outstanding dues of micro enterprises and small enterprises; and	-	-	-	-
B) Total outstanding dues of creditors other than micro enterprises and small enterprises]	-	-	-	-
iii) Other financial liabilities (other than those specified in items (b))	-	-	-	-
b) Provisions	-	-	-	-
c) Deferred tax liability (Net)	309.29	286.96	309.29	286.96
d) Other non-current liabilities	-	-	-	-
Current liabilities				
a) Financial liabilities				
i) Borrowings	564.51	359.28	564.51	359.28
ia) Lease liabilities	-	-	-	-
ii) [Trade payables : -	1,890.43	2,404.94	1,890.43	-
A) Total outstanding dues of micro enterprises and small enterprises; and	-	-	-	-
B) Total outstanding dues of creditors other than micro enterprises and small enterprises]	-	-	-	2,404.94
iii) Other financial liabilities (other than those specified in items (c))	25.37	22.85	25.37	22.85
b) Other current liabilities	1,237.50	1,128.91	1,237.93	1,129.03
c) Provisions	73.23	64.89	73.23	64.89
d) Current Tax Liabilities (Net)	6.09	37.74	6.09	37.74
TOTAL EQUITY AND LIABILITIES	15,384.67	13,396.58	15,384.61	13,396.70




JASCH INDUSTRIES LIMITED


Regd. Office : 502, NDM-II, NSP, Pitampura, Delhi - 11034

CIN No. : L24302DL1985PLC383771

STANDALONE AND CONSOLIDATED STATEMENT OF CASH FLOWS FOR THE YEAR ENDED 31ST MARCH, 2023

(Rs. In Lakh)

Particulars	Standalone		Consolidated	
	31.03.2023	31.03.2022	31.03.2023	31.03.2022
CASH FLOW FROM OPERATING ACTIVITIES :				
Profit before tax	2,702.49	2,728.18	2,702.00	2,728.18
Adjustments to reconcile net profit to net cash provided by operating activities				
Depreciation and amortization	311.88	293.57	311.88	293.57
Finance cost	95.76	51.88	95.76	51.88
Exchange differences on translation of assets and liabilities	-	(30.65)	-	(30.65)
Interest, dividend and other income	(246.36)	(124.32)	(246.36)	(124.32)
Net (gain) / reduction in the fair value of assets held for sale	-	-	-	-
Bad debts written off	5.24	61.45	5.24	61.45
Other adjustments	0.75	5.58	0.75	5.58
Operating profit before working capital changes	2,869.76	2,985.69	2,869.27	2,985.68
Adjustments for change in assets and liabilities				
(Increase) / decrease in trade receivables	(69.12)	(57.36)	(69.12)	(57.36)
(Increase) / decrease in inventories	291.69	(921.70)	291.69	(921.70)
Other financial assets and other assets	(1,355.36)	(1,672.80)	(1,355.36)	(1,672.80)
Increase / (decrease) in trade payables	(514.51)	290.41	(514.51)	290.41
Other financial liabilities, other liabilities and provisions	87.80	347.42	88.10	347.37
Income taxes paid	(674.24)	(676.46)	(674.24)	(676.46)
Exceptional items	-	-	-	-
Net cash flows (used in)/generated from operating activities after exceptional items	636.02	295.20	635.82	295.14
CASH FLOW FROM INVESTING ACTIVITIES :				
Inflows				
Sale proceeds of vehicles, plant and equipment	20.52	15.12	20.52	15.12
Interest & other income	246.36	124.32	246.36	124.32
Sale of Investment in subsidiaries (Net)	-	-	-	-
Sale of current investments	-	-	-	-
Exchange Rate effect	-	4.82	-	4.82
Gain on sale of short term investments	-	-	-	-
Inflow from Investing Activity	266.88	144.26	266.88	144.26
Outflows				
Purchase of Property, plant and equipment	1,059.49	233.32	1,059.49	233.32
Purchase of non current investments	-	-	-	-
Purchase of current investments (net)	-	-	-	-
Investment in subsidiaries.	-	5.00	-	-
Outflow from Investing Activity	1,059.49	238.32	1,059.49	233.32
Net cash (used in) / generated from investing activities	(792.60)	(94.06)	(792.60)	(89.06)
CASH FLOW FROM FINANCING ACTIVITIES :				
Inflows				
Proceeds from long-term borrowings	390.46	97.71	390.46	97.71
Proceeds of short term borrowings.	146.42	102.79	146.42	102.79
Inflow from financing activity	536.88	200.50	536.88	200.50
Outflows				
Repayment of long term borrowings (Net)	156.80	97.84	156.80	97.84
Repayment of short term borrowings (Net)	-	-	-	-
Dividend paid	-	-	-	-
Interest paid	95.76	51.88	95.76	51.88
Outflow from financing activity	252.57	149.72	252.57	149.72
Net cash (used in) / generated from financing activities	284.31	50.78	284.31	50.78
NET INCREASE/(DECREASE) IN CASH AND CASH EQUIVALENTS	127.73	251.92	127.53	256.86
Cash and cash equivalence at beginning of the year	639.29	387.37	644.24	387.38
Cash and cash equivalence at end of the Year.	767.02	639.29	771.78	644.24



JASCH INDUSTRIES LIMITED

Regd. Office : 502, NDM-II, NSP, Pitampura, Delhi - 11034

CIN No. : L24302DL1985PLC383771

Standalone and Consolidated Segment wise Revenue, Results, Assets and Liabilities for the Quarter and Year Ended 31st March, 2023

(Rs. in lakh)

	Particulars	STANDALONE					CONSOLIDATED		
		Quarter Ended			Year Ended		Quarter Ended	Year Ended	
		31.03.23 Audited	31.12.22 Unaudited	31.03.22 Audited	31.03.23 Audited	31.03.22 Audited	31.03.23 Audited	31.03.23 Audited	31.03.22 Audited
1	Segment Revenue								
	a) Electronic Thickness Gauge (BTG)	1,619.03	1,753.35	1,780.32	6,984.71	6,165.98	1,619.03	6,984.71	6,165.98
	b) Synthetic Leather & Allied Products	3,920.20	4,100.83	4,485.65	16,710.11	15,441.48	3,920.20	16,710.11	15,441.48
	c) Unallocated	-	-	-	-	-	-	-	-
	Total	5,539.23	5,854.18	6,265.97	23,694.82	21,607.46	5,539.23	23,694.82	21,607.46
	Less: Inter-segment Revenue.	-	-	-	-	-	-	-	-
	Revenue From Operations	5,539.23	5,854.18	6,265.97	23,694.82	21,607.46	5,539.23	23,694.82	21,607.46
2	Segment Result (Profit (+) / Loss (-) before Tax and Interest								
	a) Electronic Thickness Gauge (BTG)	669.71	390.33	627.68	2,315.13	2,189.14	669.22	2,314.64	2,189.14
	b) Synthetic Leather & Allied Products	257.02	179.22	253.94	483.12	590.92	257.02	483.12	590.92
	c) Unallocated	-	-	-	-	-	-	-	-
	Total	926.73	569.55	881.62	2,798.25	2,780.06	926.24	2,797.76	2,780.06
	Less : (i) Interest	29.73	30.28	14.14	95.76	51.88	29.73	95.76	51.88
	(ii) Other un-allocable expenditure Net of un-allocable income	-	-	-	-	-	-	-	-
	Total Profit Before Tax	897.00	539.27	867.48	2,702.49	2,728.18	896.51	2,702.00	2,728.18
3	Segment Assets								
	a) Electronic Thickness Gauge (BTG)	7,569.43	7,118.69	5,889.06	7,569.43	5,889.06	7,569.37	7,569.37	5,889.06
	b) Synthetic Leather & Allied Products	7,815.24	7,761.93	7,507.52	7,815.24	7,507.52	7,815.24	7,815.24	7,507.52
	Total Assets	15,384.67	14,880.62	13,396.58	15,384.67	13,396.58	15,384.61	15,384.61	3,396.58
4	Segment Liabilities								
	a) Electronic Thickness Gauge (BTG)	1,374.60	1,391.98	1,317.40	1,374.60	1,317.40	1,374.54	1,374.54	1,317.40
	b) Synthetic Leather & Allied Products	3,021.43	3,174.88	2,815.97	3,021.43	2,815.97	3,021.43	3,021.43	2,815.97
	c) Unallocated	10,988.64	10,313.76	9,263.21	10,988.64	9,263.21	10,988.64	10,988.64	9,263.21
	Total Liabilities	15,384.67	14,880.62	13,396.58	15,384.67	13,396.58	15,384.61	15,384.61	13,396.58

Notes :

- The above results have been reviewed by the Audit Committee and approved by the Board of Directors at their respective meetings held on 20th May 2023. The Statutory Auditors of the Company have carried out audit of these financial results.
- The financial results of the Company have been prepared in accordance with Indian Accounting Standards (Ind AS).
- Figures for the previous periods have been regrouped, wherever necessary, to conform to the current period classification.
- The figures of last quarter are the balancing figures between audited figures in respect of the full financial year and the published year-to-date unaudited figures upto the third quarter of the current financial year.
- The Financial results of Jasch Industries Ltd ("JIL") have been consolidated with that of Jasch Gauging Technologies Ltd ("JGTL" - a wholly owned subsidiary of JIL) which was incorporated only on 25-05-2021 and received approval to commence business on 06-07-2021. JGTL has not carried on any business activity during the financial year under report. Therefore, standalone and consolidated figures (both quarterly and yearly) as at 31-03-2023 are the same.

Sonipat, 20th May 2023

for Jasch Industries Ltd
Jasch Industries Ltd

J.K. Garg
Chairman & Managing Director
Managing Director

Works:

43/5, Bahalgarh Road,
Sonipat (Haryana) 131021
Phone : 0130-2216666

Website. www.jaschindustries.com
CIN : L24302DL1985PLC383771


Declaration on Audit Qualification

[vide SEBI Circular No. CIR/CFD/CMD/56/2016 dated May 27, 2016]

We hereby confirm that there is no Audit Qualification with respect to the Audited Standalone & Consolidated Financial Results of the Company for the financial year ended 31st March 2023.

Place: Sonipat
Date: 20th May 2023

For Jasch Industries Limited



Jai Kishan Garg
Jai Kishan Garg
Chairman & Managing Director



ARORA & CHOUDHARY ASSOCIATES

CHARTERED ACCOUNTANTS

8/28, W.E.A., Abdul Aziz Road, Karol Bagh, New Delhi - 110 005
Phone : +91-11-28750794, 41451114 Fax : +91-11-28750796
E-mail : choudhary.vk@gmail.com
Website : www.arorachoudhary.com

INDEPENDENT AUDITOR'S REPORT ON AUDIT OF THE STANDALONE FINANCIAL RESULTS OF JASCH INDUSTRIES LIMITED FOR THE YEAR ENDED MARCH 31, 2023 PURSUANT TO THE REQUIREMENT OF REGULATION 33 OF THE SECURITIES AND EXCHANGE BOARD OF INDIA (LISTING OBLIGATIONS AND DISCLOSURE REQUIREMENTS) REGULATIONS, 2015

To The Board of Directors,
Jasch Industries Limited
(CIN : L24302DL1985PLC383771)
502, Block-C, NDM-II,
NSP, Pitampura, Delhi - 110034

OPINION

We have audited the accompanying statement of standalone Ind AS financial results of Jasch Industries Limited ("the Company") for the year ending 31st March, 2023 ("the Statement") being submitted by the company pursuant to the requirement Regulation 33 of SEBI (Listing Obligations and Disclosure Requirements) Regulations, 2015 as amended ("the Listing Regulation").

In our opinion and to the best of our information and according to the explanations given to us, these quarterly financial results as well as the year to date results :

- i. is presented in accordance with the requirements of Regulation 33 of SEBI (Listing Obligations and Disclosure Requirements) Regulations, 2015 as modified by circular no CIR / CFD / FAC / 62 / 2016 Dated 5th July 2016: and
- ii. gives a true and fair view in conformity with the aforesaid Indian Accounting Standards (Ind AS) and other accounting principles generally accepted in India of the Standalone net profit and total comprehensive income and other financial information of the company for the year ended 31st March, 2023.

BASIS OF OPINION

We conducted our audit in accordance with the Standards of Auditing issued by the Institute of Chartered Accountants of India. Those standards require that we comply with ethical requirements and plan the perform the audit to obtain reasonable assurance about whether the statement is free from material misstatement.

An audit includes performing procedures to obtain audit evidence about the amounts and the disclosures in the Statement. The procedures selected depends on the auditor's judgement including the assessment of the risks of material misstatement of the Statement, whether due to fraud or error. In making those risk assessment the auditor considers internal control relevant to the company's preparation and fair presentation of the Statement in order to design audit procedures that are appropriate in the circumstances, but not for the purpose of expressing an opinion on the effectiveness of the internal controls. An audit also includes evaluating the appropriateness of the accounting policies used and the reasonableness of the accounting estimates made by the Management as well as evaluating the overall presentation of the Statement.

We believe that the audit evidence we have obtained is sufficient and appropriate to provide a basis for our audit opinion.



(Cont...2)

MANAGEMENT RESPONSIBILITIES FOR THE STANDALONE FINANCIAL RESULTS

This statement, which is the responsibility of the Company's Management, has been complied from the related standalone financial statements which has been prepared in accordance with the Indian Accounting Standards (Ind AS) prescribed under section 133 of the Companies Act 2013 ("the Act") read with relevant rules issued thereunder and other accounting principles generally accepted in India. Our responsibility is to express an opinion on the Statements based on our audit of such standalone Ind AS financial statements.

AUDITOR'S RESPONSIBILITIES FOR THE AUDIT OF THE STANDALONE FINANCIAL RESULTS


Our responsibility is to express an opinion on these Annual Financial Results based on our audit of annual financial statements which have been prepared in accordance with the recognition and measurement principles laid down in the companies (Indian Accounting Standard) Rules, 2015 as per Section 133 of Companies Act, 2013 and other accounting principles generally accepted in India and in compliance with Regulation 33 of SEBI (LODR) Listing Regulations.

Emphasis of Matter
Global Health Pandemic – COVID-19


All the segments of Business has substantially recovered during the year from Covid-19 Pandemic. The company has considered both Current Situation and likely Future Developments in preparation of Financial Statements for the year ended March 31, 2023

The Statement includes the Standalone results for the quarter ended 31st March, 2023 being the balancing between audited figures in respect of the full financial year and the unaudited published year to date figures up to the third quarter of the current financial year which were subject to limited review by us.

For **Arora & Choudhary Associates.**
Chartered Accountants
(Firm Registration No. 003870N)


CA. Vijay K. Choudhary
(Partner)

Membership No. 81843
UDIN : 23081843BGSNZG2543
Place: New Delhi
Date : 20.05.2023





ARORA & CHOUDHARY ASSOCIATES

CHARTERED ACCOUNTANTS

8/28, W.E.A., Abdul Aziz Road, Karol Bagh, New Delhi - 110 005
Phone : +91-11-28750794, 41451114 Fax : +91-11-28750796
E-mail : choudhary.vk@gmail.com
Website : www.arorachoudhary.com

Independent Auditor's Report on the audit of the annual financial results of the group with the last quarter financial results being balancing figures Pursuant to the Regulation 33 of the SEBI (Listing Obligations and Disclosure Requirements) Regulations, 2015.


To The Board of Directors,
Jasch Industries Limited
(CIN : L24302DL1985PLC383771)
502, Block-C, NDM-II, NSP,
Pitampura, Delhi – 110034

OPINION

1. We have audited the accompanying Statement of consolidated financial Results of Jasch Industries Limited ("the Parent") and its subsidiaries (the Parent and its subsidiaries here referred to as "the Group") for the year ended 31st March, 2023 ("the statements"), being submitted by the parent pursuant to requirement of Regulation 33 of the SEBI (Listing Obligations and Disclosure Requirements) Regulations, 2015, as amended.
2. In our opinion and to the best of our information and according to the explanations given to us, and based on the consideration of the reports of the other auditors on separate financial statements and the other financial information of the group, subsidiaries, referred to in paragraph 10 below, the statement :
 - a. includes the results of the following entities :
 - i. Jasch Gauging Technologies Limited
 - b. is presented in accordance with the requirements of Regulation 33 of the SEBI (Listing Obligations and Disclosure Requirements) Regulations, 2015, as amended; and
 - c. gives a true and fair view in conformity with the recognition and measurement principles laid down in the aforesaid Indian Accounting Standards and other accounting principles generally accepted in India of the consolidated total comprehensive income (comprising of net profit and other comprehensive income) and other financial information of the Group for the year ended 31st March, 2023.

BASIS OF OPINION

3. We conducted our audit in accordance with the Standards on Auditing specified under Section 143(10) of the Companies Act, 2013. Those Standards require that we comply with ethical requirements and plan and perform the audit to obtain reasonable assurance about whether the Statement is free from material misstatement.
4. An audit involves performing procedures to obtain audit evidence about the amounts and the disclosures in the Statement. The procedures selected depend on the auditor's judgment, including the assessment of the risks of material misstatement of the Statement, whether due to fraud or error. In making those risk assessments, the auditor considers internal control relevant to the Parent's preparation and fair presentation of the Statement in order to design audit procedures that are appropriate in the circumstances, but not for the purpose of expressing an opinion on the Parent's internal financial control with reference to the Statement. An audit also includes evaluating the appropriateness of the accounting policies used and the reasonableness of the accounting estimates made by the Management, as well as evaluating the overall presentation of the Statement.



(Cont...2)

5. We also performed procedures in accordance with the circular issued by the SEBI under Regulation 33(8) of the SEBI (Listing Obligations and Disclosure Requirements) Regulations, 2015, as amended, to the extent applicable.
6. We believe that the audit evidence obtained by us and the audit evidence obtained from other auditors in terms of their reports referred to in paragraph 6 below, is sufficient and appropriate to provide a basis for our audit opinion.

MANAGEMENT RESPONSIBILITIES FOR THE CONSOLIDATED FINANCIAL RESULTS.

7. This Statement, which is the responsibility of the Parent's Management and approved by the Parent's Board of Directors, has been compiled from the related consolidated financial statements which has been prepared in accordance with the Indian Accounting Standards prescribed under Section 133 of the Companies Act, 2013, read with the Companies (Indian Accounting Standards) Rules, 2015, as amended ("Ind AS"), and other accounting principles generally accepted in India. Our responsibility is to express an opinion on the Statement based on our audit of such consolidated financial statements.


AUDITOR'S RESPONSIBILITIES FOR THE AUDIT OF THE CONSOLIDATED FINANCIAL RESULTS

8. Our responsibility is to express an opinion on these Annual Financial Results based on our audit of annual financial statements which have been prepared in accordance with the recognition and measurement principles laid down in the companies (Indian Accounting Standard) Rules, 2015 as per Section 133 of Companies Act, 2013 and other accounting principles generally accepted in India and in compliance with Regulation 33 of SEBI (LODR) Listing Regulations.
9. We did not audit the financial statement of one wholly owned subsidiary included in the consolidated financial results, whose financial statements reflects total assets of Rs. 10.38 lakh as at 31st March, 2023, total revenue of Rs. NIL total net profit / (loss) after tax Rs. (00.49) lakh for the year ended on that date, as considered in the consolidated financial results, whose financial statements have not been audited by us. These financial statements have been audited by other auditors whose reports have been furnished to us by the Management and our opinion on the consolidated financial results, in so far as it relates to the amounts and disclosures included in respect of these subsidiary, is based solely on the reports of the other auditor and the procedures performed by us stated in paragraph 2 above.

Our opinion on the Statement is not modified in respect of the above matters.

10. The Statement includes the results for the quarter ended 31st March, 2023 being the balancing figure between audited figures in respect of the full financial year and the published unaudited year to date figures up to the third quarter of the current financial year which were subject to limited review by us.

For **Arora & Choudhary Associates.**
Chartered Accountants
(Firm Registration No. 003870N)


CA. Vijay K. Choudhary
(Partner)
Membership No. 81843
UDIN : 23081843BGSNZF2821
Place: New Delhi
Date : 20.05.2023

