



November 14, 2019

BSE Limited

P. J. Towers, Dalal Street,
MUMBAI – 400 001.
Scrip Code: **532368**

National Stock Exchange of India Limited

Exchange Plaza, Bandra Kurla Complex,
Bandra East, Mumbai-400051.
Symbol: **BCG**

Dear Madam/Sir,

Sub: Outcome of the Board Meeting - Unaudited Financial Results for quarter and half-year ended September 30, 2019.

With reference to the notice issued on November 06, 2019 we would like to inform the Exchanges that the Board of Directors of the Company at their meeting held on November 14, 2019 have *inter-alia* approved the Unaudited Financial Results of the Company for the quarter and half-year ended September 30, 2019.

In terms of the above, we are enclosing herewith the following:

1. Unaudited financial results of the Company and Unaudited Consolidated financial results of the Company for the quarter and half-year ended September 30, 2019 under Indian Accounting Standards, which have been approved and taken on record at a meeting of the Board of Directors of the Company held today.
2. Limited Review Report pursuant to Regulation 33 of the SEBI (LODR) Regulations, 2015, for Unaudited Financial Results (Consolidated & Standalone) for the quarter and half-year ended September 30, 2019 from our Statutory Auditors.

The Board Meeting commenced at 06:00 PM and concluded at 09:10 PM.

Request you to take the same on record and oblige.

Yours faithfully,

for **BRIGHTCOM GROUP LIMITED**
(formerly Lycos Internet Limited)

M. SURESH KUMAR REDDY
CHAIRMAN & MANAGING DIRECTOR
DIN: 00140515



Encl.: as above



BRIGHTCOM GROUP LIMITED (NSE-BCG & BSE - 532368)

(Formerly Lycos Internet Limited)

Regd. Office: Floor: 5, Holiday Inn Express & Suites, Road No: 2, Nanakramguda, Gachibowli, Hyderabad – 500032, India.

CIN:L64203TG1999PLC030996

Tel: +91 40 6744 9910, Fax: +91 22 6645 9677, www.brightcomgroup.com, email:ir@brightcomgroup.com

Statement of Unaudited Standalone & Consolidated Financial Results for the Quarter and Half Year Ended 30th September 2019

All amounts in Indian Rupees Lakhs, except share data

Sl.No.	Particulars (Refer Notes below)	Standalone						Consolidated					
		Quarter ended			Half Year ended		Year ended	Quarter ended			Half Year ended		Year ended
		30-Sep-2019 (Unaudited)	30-Jun-2019 (Unaudited)	30-Sep-2018 (Unaudited)	30-Sep-2019 (Unaudited)	30-Sep-2018 (Unaudited)	31-Mar-2019 (audited)	30-Sep-2019 (Unaudited)	30-Jun-2019 (Unaudited)	30-Sep-2018 (Unaudited)	30-Sep-2019 (Unaudited)	30-Sep-2018 (Unaudited)	31-Mar-2019 (audited)
1	a) Income from operations	11,563.41	11,458.83	11,588.37	23,022.24	22,887.60	45,856.95	62,956.94	57,498.16	62,084.16	120,455.10	116,544.41	258,024.09
	b) Other Income	(155.33)	21.99	(268.72)	(133.34)	(564.43)	(184.54)	(248.63)	26.62	(375.69)	(222.01)	(671.32)	(251.36)
	Total Income	11,408.08	11,480.82	11,319.65	22,888.90	22,323.17	45,672.41	62,708.31	57,524.78	61,708.47	120,233.09	115,873.09	257,772.73
2	Expenses												
	a) Cost of sales/services	8,797.43	8,932.56	8,949.33	17,729.99	17,648.18	35,144.17	34,863.61	31,466.18	34,233.94	66,329.79	64,765.29	145,430.37
	b) Changes in inventories of finished goods, work-in-progress and stock-in-trade												
	c) Employee benefits expense	1,202.91	1,221.02	1,276.63	2,423.93	2,492.60	4,962.85	4,004.77	3,572.56	3,931.94	7,577.33	7,419.87	15,851.38
	d) Depreciation and amortization expense	21.27	21.51	25.71	42.78	50.87	100.41	4,714.28	3,573.34	3,083.04	8,287.62	5,730.60	13,510.19
	e) Finance costs	157.53	283.21	379.16	440.74	745.52	1,317.42	157.53	283.21	379.16	440.74	745.52	1,317.70
	f) Other expenses	1,039.53	1,003.16	1,007.89	2,042.69	1,904.24	4,360.59	4,320.29	3,795.70	4,183.96	8,115.99	7,870.28	20,807.99
	Total expenses	11,218.67	11,461.46	11,638.72	22,680.13	22,841.41	45,885.44	48,060.48	42,690.99	45,812.04	90,751.47	86,531.56	196,917.63
3	Profit/(loss) before exceptional items (1-2)	189.41	19.36	(319.07)	208.77	(518.24)	(213.03)	14,647.83	14,833.79	15,896.43	29,481.62	29,341.53	60,855.10
4	Exceptional items	-	2,548.40	-	2,548.40	-	-	-	2,548.40	-	2,548.40	-	-
5	Profit/(loss) before tax (3+4)	189.41	(2,529.04)	(319.07)	(2,339.63)	(518.24)	(213.03)	14,647.83	12,285.39	15,896.43	26,933.22	29,341.53	60,855.10
6	Tax Expenses												
	a) Current Tax	-	-	-	-	-	-	3,970.40	4,027.98	5,143.15	7,998.38	9,391.50	16,402.62
	b) Deferred tax	143.74	(72.14)	(0.22)	71.60	91.43	107.57	130.95	(58.28)	61.75	72.67	134.83	54.87
	Total Tax Expenses	143.74	(72.14)	(0.22)	71.60	91.43	107.57	4,101.35	3,969.70	5,204.90	8,071.05	9,526.33	16,457.49
7	Net profit/(loss) after tax (5-6)	45.67	(2,456.90)	(318.55)	(2,411.23)	(609.67)	(320.60)	10,546.48	8,315.69	10,691.53	18,862.17	19,815.20	44,397.61
8	Other comprehensive income/(loss) (net of tax)	113.27	2.76	313.55	116.03	596.92	322.07	7,866.29	(659.73)	16,361.35	7,206.56	31,035.23	(26,542.30)
9	Total comprehensive income for the period(7+8)	158.94	(2,454.14)	(5.30)	(2,295.20)	(12.75)	1.47	18,412.77	7,655.96	27,052.88	26,068.73	50,850.43	17,855.31
10	Paid-up equity share capital (Face Value of Rs.2/-each)	9,525.03	9,525.03	9,525.03	9,525.03	9,525.03	9,525.03	9,525.03	9,525.03	9,525.03	9,525.03	9,525.03	9,525.03
11	Reserves excluding Revaluation Reserves as per balance sheet of previous accounting year						48,776.85						290,850.62
12	Earnings per share (Face value of Rs.2/-each) (not annualized)												
	a) Basic (in Rs.)	0.01	(0.52)	(0.07)	(0.51)	(0.13)	(0.07)	2.21	1.75	2.24	3.96	4.16	9.32
	b) Diluted (in Rs.)	0.01	(0.52)	(0.07)	(0.51)	(0.13)	(0.07)	2.21	1.75	2.24	3.96	4.16	9.32

Notes:


- The above results have been reviewed and recommended by the Audit Committee and approved by the Board of Directors of the Company at its meeting held on 14th November 2019.
- The above interim financial results have been prepared from the Interim financial statements, which are prepared in accordance with Ind AS notified under the companies (Indian accounting standards) rules, 2015.
- The Company operates in two segments i.e., Digital Marketing and Software Development.
- The figures for the previous period/year have been regrouped/reclassified, wherever necessary.
- Since, the Consolidated financial results of the company are being submitted for the first time pursuant to the mandatory requirement with effect from April 1, 2019, the consolidated figures for the comparative period for the quarter and half year ended 30th Sep, 2018 as reported in these financial results, have not been subjected to limited review.

For BRIGHTCOM GROUP LIMITED



M.SURESH KUMAR REDDY
Chairman and Managing Director

DIN: 00140515



Place : HYDERABAD
Date : November 14, 2019

Statement of Assets & Liabilities

(Rs. In Lakhs)

Sl.No.	Particulars	Standalone		Consolidated	
		As at	As at	As at	As at
		30-Sep-19	31-Mar-19	30-Sep-19	31-Mar-19
		(Unaudited)	(Audited)	(Unaudited)	(Audited)
	ASSETS				
1	Non-current assets				
	Property, plant and equipment	128.48	169.45	2,535.55	2,431.13
	Capital work in Progress	-	-	8,719.99	14,778.38
	Investment property	21.95	21.95	21.95	21.95
	Goodwill on consolidation	-	-	-	-
	Other intangible assets	4.80	6.61	72,151.61	49,984.88
	Intangible assets under development	-	-	6,181.91	13,683.17
	Financial assets				
	- Investments	50,888.68	50,888.68	23,548.94	22,545.83
	- Loans	20.50	28.54	16,864.21	16,512.51
	- Other financial assets	164.45	164.45	1,566.81	1,374.44
	Deferred tax assets (net)	162.84	234.43	214.78	350.69
	Non-current tax assets (net)	68.33	62.69	68.33	62.69
	Other non-current assets	-	-	2,882.55	2,982.78
	Total non-current assets	51,460.03	51,576.81	134,756.63	124,728.45
2	Current assets				
	Financial assets				
	- Trade receivables	19,738.58	22,763.77	87,239.80	88,977.69
	- Cash and cash equivalents	12.58	9.89	10,769.42	10,257.90
	- Other bank balances	5.57	5.57	5.57	5.57
	- Loans	9,553.51	11,852.35	75,592.04	68,360.30
	- Other financial assets	32.57	42.44	32.57	42.44
	Other current assets	1,432.78	1,482.55	62,900.30	54,057.83
	Total current assets	30,775.59	36,156.57	236,539.70	221,701.73
	Total assets	82,235.62	87,733.38	371,296.33	346,430.18
	EQUITY AND LIABILITIES				
	Equity				
	Equity share capital	9,525.03	9,525.03	9,525.03	9,525.03
	Other equity	46,481.66	48,776.85	316,919.36	290,850.62
	Total equity	56,006.69	58,301.88	326,444.39	300,375.65
	LIABILITIES				
1	Non-current liabilities				
	Financial liabilities				
	- Borrowings	9,317.97	9,117.61	-	-
	Other Long - Term liabilities	-	-	-	-
	Deferred tax liabilities (net)	-	-	921.45	292.72
	Provisions	415.21	403.92	321.59	897.78
	Total non-current liabilities	9,733.18	9,521.53	1,243.04	1,190.50
2	Current liabilities				
	Financial liabilities				
	- Borrowings	3,602.05	6,702.35	3,602.05	6,702.35
	- Trade payables	2,733.16	3,370.98	8,584.23	8,441.13
	- Other financial liabilities	2,113.86	580.97	2,113.86	580.97
	Other current liabilities	7,322.07	8,548.12	21,497.47	21,985.65
	Provisions	724.61	707.55	7,811.28	7,153.93
	Total current liabilities	16,495.75	19,909.97	43,608.90	44,864.03
	Total equity and liabilities	82,235.62	87,733.38	371,296.33	346,430.18

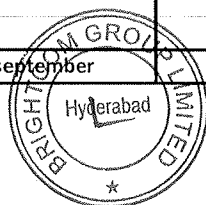


Brightcom Group Limited

(Rs. In lakhs)

Statement of Cash flows (unaudited)

	Particulars	Standalone		Consolidated	
		Half-year ended Sep 30,		Half-year ended Sep 30,	
		2019	2018	2019	2018
A.	Cash Flow from Operating Activities				
	Profit Before Tax	(2,339.63)	(518.24)	26,933.22	29,341.53
	Adjustment for :				
	Add: Depreciation and amortisation expense	42.78	50.87	8,287.62	5,730.60
	Interest Expense	-	75.54	-	75.54
	Allowance for doubtful trade receivables	(224.49)	(313.34)	(317.65)	(291.12)
	Forex Gain/Loss	200.36	989.93		
	Bad debts-written off	2,548.40	-	2,548.40	
	Operating Profit before Working Capital Changes	227.42	284.75	37,451.60	34,856.55
	Adjustment for Working Capital Changes:				
	Increase/(Decrease) in Short term Borrowings	(3,100.30)	-	(3,100.30)	-
	Increase/(Decrease) in Trade Payables	(637.82)	(1,279.63)	143.09	570.43
	Increase/(Decrease) in other Current Liabilities	(1,226.05)	270.95	(488.17)	2,359.58
	Increase/(Decrease) in Others financial liabilities	1,532.89	389.94	1,532.89	389.94
	Increase/(Decrease) in Short-Term Provisions	10.85	(128.42)	(1,022.21)	(26.59)
	Decrease/(Increase) in Trade Receivables	701.28	1,068.76	(492.86)	(13,379.28)
	Decrease/(Increase) in Short-Term Loans and Advances	2,298.84	(600.75)	(7,231.74)	(9,526.56)
	(Increase)/Decrease in Other Financial Assets	9.87	0.24	9.87	0.24
	(Increase)/Decrease in other Current Assets	49.76	38.71	(8,842.47)	(10,733.34)
	Cash Flow from Operating Activities	(133.26)	44.55	17,959.69	4,510.96
	Less: Taxes paid	-	-	6,318.83	9,182.59
	Net Cash Flow from Operating Activities(A)	(133.26)	44.55	11,640.87	(4,671.62)
B	Cash Flow from Investing Activities				
	Assets Written off	-	-	-	-
	Purchase/(Increase) of Fixed Assets	-	-	(394.38)	(100.52)
	Investment in Subsidiary /Joint Venture	-	-	-	-
	(Increase)/Decrease in Non-Current Investments	-	-	-	-
	(Increase)/Decrease in Capital Work in Progress	-	-	(6,181.91)	(5,258.23)
	(Increase)/Decrease in Intangibles under development	-	-	(8,719.99)	(8,474.61)
	Net cash flow from investing activities(B)	-	-	(15,296.28)	(13,833.36)
C.	Cash Flows from Financing Activities				
	Interest Paid	-	(75.54)	-	(75.54)
	Increase/(Decrease) in Long Term Loans	-	-	-	-
	Increase / (Decrease) in Foreign Currency Fluctuation Reserve	122.23	-	4,496.27	21,350.55
	Increase/(Decrease) in long term provision	11.30	29.47	28.03	851.70
	(Increase)/Decrease in Deferred tax Asset(Net)	(0.00)	3.88	63.24	(96.27)
	Increase/(Decrease) in Deferred tax Liabilities(Net)			28.86	27.97
	(Increase)/Decrease in Long term loans and advances	8.04	-	(351.70)	(1,171.90)
	(Increase)/Decrease in Non current Other Financial Assets	-	-	(192.37)	(131.20)
	(Increase)/Decrease in Other Non - Current tax Assets(Net)	(5.64)	2.35	(5.64)	(1.28)
	(Increase)/Decrease in Other Non - Current Assets	-	-	100.23	(323.42)
	Net cash flow from financing activities C	135.94	(39.83)	4,166.92	20,430.61
	Cash and cash equivalents at beginning of year	15.47	11.47	10,263.47	8,940.57
	Net change in cash (A+B+C)	2.68	4.71	511.51	1,925.63
	Cash and cash equivalents at period ended 30th september	18.15	16.18	10,774.98	10,866.20



BRIGHTCOM GROUP LIMITED (NSE-BCG & BSE - 532368)

(Formerly Lycos Internet Limited)

Regd. Office: Floor: 5, Holiday Inn Express & Suites, Road No: 2, Nanakramguda, Gachibowli, Hyderabad – 500032, India.

CIN:L64203TG1999PLC030996

Tel: +91 40 6744 9910, Fax: +91 22 6645 9677, www.brightcomgroup.com, email:ir@brightcomgroup.com

REPORTING OF SEGMENT WISE REVENUE, RESULTS, SEGMENT ASSETS & SEGMENT LIABILITIES(CONSOLIDATED)

All amounts in Indian Rupees Lakhs

Sl.No.	Particulars	Consolidated					
		Quarter Ended	Quarter Ended	Quarter Ended	Half Year Ended		Year Ended
		30-Sep-2019 (Unaudited)	30-Jun-2019 (Unaudited)	30-Sep-2018 (Unaudited)	30-Sep-2019 (Unaudited)	30-Sep-2018 (Unaudited)	31-Mar-2019 (audited)
1	Segment Revenue						
	(a) Digital Marketing Segment	51,646.07	46,331.57	50,808.31	97,977.64	94,254.17	213,206.54
	(b) Software Development Segment	11,310.87	11,166.59	11,275.85	22,477.46	22,290.24	44,817.55
	Total Sales/ Income from Operations	62,956.94	57,498.16	62,084.16	120,455.10	116,544.41	258,024.09
	Less: Inter Segment Revenue						
	Net Sales/ Income from Operations	62,956.94	57,498.16	62,084.16	120,455.10	116,544.41	258,024.09
2	Segment Results - Profit (+) / Loss (-) before tax and interest						
	(a) Digital Marketing Segment	14,459.46	14,863.80	16,257.64	29,323.26	29,940.52	61,294.67
	(b) Software Development Segment	345.90	(2,295.20)	17.95	(1,949.30)	146.52	878.13
	Total	14,805.36	12,568.60	16,275.59	27,373.96	30,087.04	62,172.80
	Less: Interest	157.53	283.21	379.16	440.74	745.52	1,317.70
	Total Profit (+) / Loss (-) before tax	14,647.83	12,285.39	15,896.43	26,933.22	29,341.52	60,855.10
3	Segment Assets						
	(a) Digital Marketing Segment	340,370.21	315,319.71	339,712.70	340,370.21	339,712.70	312,593.93
	(b) Software Development Segment	30,926.12	31,234.17	38,173.78	30,926.12	38,173.78	33,836.25
	Total segment assets	371,296.33	346,553.88	377,886.48	371,296.33	377,886.48	346,430.18
	Segment liabilities						
	(a) Digital Marketing Segment	28,537.23	22,380.43	27,871.15	28,537.23	27,871.15	29,821.51
	(b) Software Development Segment	16,314.71	16,142.23	16,626.12	16,314.71	16,626.12	16,233.02
	Total segment liabilities	44,851.94	38,522.66	44,497.27	44,851.94	44,497.27	46,054.53

For BRIGHTCOM GROUP LIMITED


M.SURESH KUMAR REDDY
Chairman and Managing Director

DIN: 00140515

Place : HYDERABAD
Date : November 14, 2019




P C N & ASSOCIATES
CHARTERED ACCOUNTANTS
Plot No. 12, "N Heights"
Ground Floor, Software Layout Unit
Cyberabad, Hyderabad - 500 081.

Tel. : (91-40) 2311 9499
E-mail : pcnassociates@yahoo.com

Independent Auditor's Review Report on the Quarterly and Year to Date Unaudited Consolidated Financial Results of the Company Pursuant to the Regulation 33 of the SEBI (Listing Obligations and Disclosure Requirement) Regulations, 2015, as amended.

Review Report to
The Board of Directors
Brightcom Group Limited

1. We have reviewed the accompanying Statement of Unaudited Consolidated Finance Results of Brightcom Group Limited which includes its subsidiaries (the Parent and its subsidiaries together referred to as "the Group") for the quarter ended September 30, 2019 and year to date from April 01, 2019 to September 30, 2019 (the "Statement") attached herewith, being submitted by the Parent pursuant to the requirement of Regulation 33 of the SEBI (Listing Obligations and Disclosure Requirements) Regulations, 2015, as amended (the "Listing Regulations"). Attention is drawn to the fact that the consolidated figures for the net cash inflows for the corresponding period from April 01, 2018 to September 30, 2018, as reported in these unaudited consolidated financial results have been approved by the Parent's Board of Directors, but have not been subjected to review.
2. The Statement, which is the responsibility of the Parent's Management and approved by the Parent's Board of Directors, has been prepared in accordance with the recognition and measurement principles laid down in India Accounting Standard 34, (Ind AS 34) "Interim Financial Reporting" prescribed under Section 133 of the Companies Act, 2013 as amended, read with relevant rules issued there under and other accounting principles accepted in India. Our responsibility is to express a conclusion on the Statement based on our review.
3. We conducted our review of the Statement in accordance with the Standard on Review Engagements (SBE) 2410, "Review of Interim Financial Information Performed by the Independent Auditor of Entity" issued by the Institute of Chartered Accountants of India. This standard requires that we plan and perform the review to obtain moderate assurance as to whether the Statement is free of material misstatement. A review of interim financial information consists of making inquiries, primarily of persons responsible for financial and accounting matters, and applying analytical and other review procedures. A review is substantially less in scope than an audit conducted in accordance with Standards on Auditing and consequently does not enable us to obtain assurance that we would become aware of all significant matters that might be identified in an audit. Accordingly, we do not express an audit opinion.





P C N & ASSOCIATES
CHARTERED ACCOUNTANTS
Plot No. 12, "N Heights"
Ground Floor, Software Layout Unit
Cyberabad, Hyderabad - 500 081.

Tel. : (91-40) 2311 9499
E-mail : pcnassociates@yahoo.com



We also performed procedures in accordance with the Circular issued by the Securities and Exchange Board of India under Regulation 33(8) of the SEBI (Listing Regulations and Disclosure Requirements) Regulations, 2015, as amended, to the extent applicable..

4. The Statement includes the results of the following entities:

- a) Yreach Media Private Limited, India
- b) LIL Projects Private Limited, India
- c) Frontier Data Management Inc, USA
- d) International Expressions Inc, USA
- e) Online Media Solutions Limited, Israel
- f) Ybrant Media Acquisition Inc, USA
- g) Dyomo Corporation, USA
- h) Max Interactive Pty, Ltd., Australia
- i) DreamAd, Argentina
- j) DreamAd, Chile
- k) Get Media Mexico Sociedad Anonima De Capital Variable, Mexico
- l) DreamAd, Panama
- m) DreamAd, Uruguay
- n) Ybrant Digital Services De Publiciade Ltda, Brasil
- o) Ybrant Digital (Brasil) Ltd., Singapore
- p) LGS Global FZE, UAE

5. The accompanying Statement includes interim financial results and other financial information of 14 Subsidiaries which reflects total assets of Rs. 3,524.70 crores as at September 30, 2019, total revenues of Rs. 513.02 crores and 972.94 crores total Profit after tax of Rs. 106.22 crores and 214.04 crores total comprehensive income of Rs. 183.73 crores and 284.95 crores. for the quarter ended September 30, 2019 and for the period from April 01, 2019 to September 30, 2019, respectively and net cash outflow of Rs.5.08 crores for the period from April 01, 2019 to September 30, 2019, and these interim financial results and other financial information has been reviewed by parent company Management and submitted to us. According to the information and explanations given to us by the Management, these interim financial information in respect of Frontier Data Management Inc.,USA & International Expressions Inc., USA and Online Media Solutions Limited, Israel are material to the Group

Our conclusion on the Statement is not modified in respect of the above matter




P C N & ASSOCIATES
CHARTERED ACCOUNTANTS
Plot No. 12, "N Heights"
Ground Floor, Software Layout Unit
Cyberabad, Hyderabad - 500 081.

Tel. : (91-40) 2311 9499
E-mail : pcnassociates@yahoo.com

6. Based on our review conducted as above, nothing has come to our attention that causes us to believe that the accompanying Statement, prepared in accordance with recognition and measurement principles laid down in the aforesaid Indian Accounting Standards ("Ind AS") specified under Section 133 of the Companies Act, 2013, as amended, read with relevant rules issued there under and other accounting principles generally accepted in India, has not disclosed the information required to be disclosed in terms of the Regulation 33 of the SEBI (Listing Obligations and Disclosure Requirements) regulations, 2015, as amended, including the manner in which it is to be disclosed, or that it contains any material misstatement.

For P C N & Associates
Chartered Accountants
FRN: 016016S

Kandula Gopala Krishna
Partner
M.No. 203605



Date: 14-11-2019
Place: Hyderabad

UDIN: 19203605AAAADP1646



P C N & ASSOCIATES
CHARTERED ACCOUNTANTS
Plot No. 12, "N Heights"
Ground Floor, Software Layout Unit
Cyberabad, Hyderabad - 500 081.

Tel. : (91-40) 2311 9499
E-mail : pcnassociates@yahoo.com


Independent Auditor's Review Report on the Quarterly and Year to Date Unaudited Standalone Financial Results of the Company Pursuant to the Regulation 33 of the SEBI (Listing Obligations and Disclosure Requirement) Regulations, 2015, as amended.

Review Report to
The Board of Directors
Brightcom Group Limited

1. We have reviewed the accompanying Statement of Unaudited standalone Finance Results of Brightcom Group Limited for the quarter ended September 30, 2019 and year to date from April 01, 2019 to September 30, 2019 (the "Statement") attached herewith, being submitted by the company pursuant to the requirement of Regulation 33 of the SEBI (Listing Obligations and Disclosure Requirements) Regulations, 2015, as amended (the "Listing Regulations"). Attention is drawn to the fact that the figures for the net cash inflows for the corresponding period from April 01, 2018 to September 30, 2018, as reported in these unaudited standalone financial results have been approved by the Board of Directors, but have not been subjected to review.

2. The Statement, which is the responsibility of the company Management and approved by the company Board of Directors, has been prepared in accordance with the recognition and measurement principles laid down in India Accounting Standard 34, (Ind AS 34) "Interim Financial Reporting" prescribed under Section 133 of the Companies Act, 2013 as amended, read with relevant rules issued there under and other accounting principles accepted in India. Our responsibility is to express a conclusion on the Statement based on our review.

3. We conducted our review of the Statement in accordance with the Standard on Review Engagements (SBE) 2410, "Review of Interim Financial Information Performed by the Independent Auditor of Entity" issued by the Institute of Chartered Accountants of India. This standard requires that we plan and perform the review to obtain moderate assurance as to whether the Statement is free of material misstatement. A review of interim financial information consists of making inquiries, primarily of persons responsible for financial and accounting matters, and applying analytical and other review procedures. A review is substantially less in scope than an audit conducted in accordance with Standards on Auditing and consequently does not enable us to obtain assurance that we would become aware of all significant matters that might be identified in an audit. Accordingly, we do not express an audit opinion.





P C N & ASSOCIATES
CHARTERED ACCOUNTANTS
Plot No. 12, "N Heights"
Ground Floor, Software Layout Unit
Cyberabad, Hyderabad - 500 081.

Tel. : (91-40) 2311 9499
E-mail : pcnassociates@yahoo.com

4. Based on our review conducted as above, nothing has come to our attention that causes us to believe that the accompanying Statement, prepared in accordance with recognition and measurement principles laid down in the aforesaid Indian Accounting Standards ("Ind AS") specified under Section 133 of the Companies Act, 2013, as amended, read with relevant rules issued there under and other accounting principles generally accepted in India, has not disclosed the information required to be disclosed in terms of the Listing Regulations, including the manner in which it is to be disclosed, or that it contains any material misstatement.

For P C N & Associates
Chartered Accountants
FRN: 016016S

Kandula Gopala Krishna
Partner
M.No. 203605



Date: 14-11-2019
Place: Hyderabad

UDIN: 19203605AAAADO8183