

**ADD-SHOP E-RETAIL LIMITED**  
**(FORMERLY KNOWN AS ADD-SHOP PROMOTIONS**  
**LIMITED)CIN: L51109GJ2013PLC076482**

**Registered office: B-304, Imperial Heights, 150 Ft. Ring Road, Rajkot - 360 005, Gujarat (INDIA)**  
**Tel. No.: 0281-2580 399**

---

Date: 18.10.2022

To,  
Dept. of Corporate Services  
BSE Limited  
P. J. Tower,  
Dalal Street, Fort,  
Mumbai-400001

Dear Sir/Madam,

**BSE Scrip Code: 541865**

**Sub: Outcome of Board Meeting in accordance with SEBI (Listing Obligation and Disclosure Requirements) Regulations, 2015 ("Listing Regulations")**


The Board of Directors of the Company at their meeting held today i.e. Tuesday, October 18, 2022, has inter alia, considered and approved the following:

1. Un-audited Financial Results for the quarter ended on September 30, 2022 along with Limited Review Report.
2. Considered and approved all other businesses item as per agenda circulated.

The Meeting of the Board of Directors of the Company commenced at 10:45 AM and concluded at 11:15 AM.

Thanking you.

Yours faithfully,  
**For, Add-Shop E-Retail Limited**  
(Formally Known as Add-Shop Promotions Limited)

  
**Dineshbhai B. Pandya**  
**Managing Director**  
**DIN: 06647303**



**ADD-SHOP E- RETAIL LIMITED**  
**( Formerly Known as Add-Shop Promotions Limited)**  
**REGD. OFFICE :-B -304 IMPERIAL HEIGHTS, OPP. BIG BAZAR, 150 FT RING ROAD, RAJKOT -360005**  
**CIN: L51109GJ2013PLC076482**  
**Email: info@addshop.co website: www.addshop.co**  
**UN-AUDITED FINANCIAL RESULTS FOR THE QUARTER /HALF YEAR ENDED 30TH SEPTEMBER, 2022**

( In Laacs except for earning per share data)

| Sr. No. | Particulars   | 3 months ended  |                 |                 | Half Year Ended  |                 | Account Year Ended |
|---------|---|-----------------|-----------------|-----------------|------------------|-----------------|--------------------|
|         |   | 30.09.2022      | 30.06.2022      | 30.09.2021      | 30.09.2022       | 30.09.2021      | 31.03.2022         |
|         |   | Un-Audited      | Un-Audited      | Un-Audited      | Un-Audited       | Un-Audited      | Audited            |
| 1       | Revenue from Operations   | 5,062.06        | 4,963.44        | 3,897.47        | 10,025.50        | 7,016.92        | 15,965.31          |
| 2       | Other Income  | -               | -               | -               | -                | -               | -                  |
| 3       | <b>Total Revenue (1+2)</b>  | <b>5,062.06</b> | <b>4,963.44</b> | <b>3,897.47</b> | <b>10,025.50</b> | <b>7,016.92</b> | <b>15,965.31</b>   |
| 4       | <b>Expenses</b>   |                 |                 |                 |                  |                 |                    |
|         | a. Cost of material consumed  | -               | -               | -               | -                | -               | -                  |
|         | b. Purchase of stock-in-trade   | 4,991.33        | 3,566.62        | 3,391.00        | 8,557.95         | 5,777.66        | 13,129.16          |
|         | c. Change in inventories of finished goods, work-in-process and stock-in-trade            | (1,270.37)      | 126.26          | (523.99)        | (1,144.11)       | (553.06)        | (1,163.43)         |
|         | d. Employees benefits expense   | 44.69           | 29.20           | 35.90           | 73.89            | 60.58           | 151.91             |
|         | e. Finance costs  | 22.37           | 8.99            | 9.22            | 31.36            | 28.30           | 99.48              |
|         | f. Depreciation and amortisation expense  | 14.25           | 14.38           | 15.87           | 28.63            | 23.02           | 46.33              |
|         | g. Power and Fuel   | 1.27            | 1.25            | 0.60            | 2.52             | 1.14            | 2.43               |
|         | h. Other Expenses   | 475.24          | 444.54          | 405.05          | 919.78           | 672.25          | 1,354.14           |
|         | <b>Total Expenses</b>   | <b>4,278.78</b> | <b>4,191.25</b> | <b>3,333.65</b> | <b>8,470.03</b>  | <b>6,009.89</b> | <b>13,620.03</b>   |
| 5       | <b>Profit before Exceptional Items and Extraordinary Items and Tax (3-4)</b>              | <b>783.28</b>   | <b>772.19</b>   | <b>563.82</b>   | <b>1,555.47</b>  | <b>1,007.03</b> | <b>2,345.28</b>    |
| 6       | Exceptional items   | -               | -               | -               | -                | -               | -                  |
| 7       | <b>Profit Before Tax (5-6)</b>  | <b>783.28</b>   | <b>772.19</b>   | <b>563.82</b>   | <b>1,555.47</b>  | <b>1,007.03</b> | <b>2,345.28</b>    |
|         | Current Tax   | 176.39          | 176.68          | 97.66           | 353.07           | 186.30          | 428.70             |
|         | Deferred Tax  | 1.97            | 1.13            | 6.23            | 3.10             | 4.88            | 7.90               |
| 8       | <b>Total Tax Expenses</b>   | <b>178.37</b>   | <b>177.81</b>   | <b>103.89</b>   | <b>356.17</b>    | <b>191.18</b>   | <b>436.60</b>      |
| 9       | <b>Profit for the period from Continuing Operation (7-8)</b>                              | <b>604.91</b>   | <b>594.39</b>   | <b>459.93</b>   | <b>1,199.30</b>  | <b>815.85</b>   | <b>1,908.68</b>    |
| 10      | Profit from Discontinuing operations before tax   | -               | -               | -               | -                | -               | -                  |
| 11      | Tax expense of discontinuing operations   | -               | -               | -               | -                | -               | -                  |
| 12      | <b>Profit from Discontinuing operations (after tax) (10-11)</b>                           | <b>-</b>        | <b>-</b>        | <b>-</b>        | <b>-</b>         | <b>-</b>        | <b>-</b>           |
| 13      | Share of Profit (loss) of associates and joint venture accounted for using equity method. | -               | -               | -               | -                | -               | -                  |
| 14      | <b>Profit for the period (9-12)</b>   | <b>604.91</b>   | <b>594.39</b>   | <b>459.93</b>   | <b>1,199.30</b>  | <b>815.85</b>   | <b>1,908.68</b>    |
| 15      | Other comprehensive income net of taxes   | -               | -               | -               | -                | -               | -                  |
| 16      | <b>Total comprehensive income net of taxes (14+15)</b>                                    | <b>604.91</b>   | <b>594.39</b>   | <b>459.93</b>   | <b>1,199.30</b>  | <b>815.85</b>   | <b>1,908.68</b>    |
| 17      | <b>Details of equity share capital</b>  |                 |                 |                 |                  |                 |                    |
|         | Paid-up equity share capital  | 2,831.30        | 1,925.67        | 1,132.97        | 2,831.30         | 1,132.97        | 1,925.67           |
|         | Other Equity  | -               | -               | -               | -                | -               | 2,013.22           |
|         | <b>Face value of equity share capital</b>   | <b>10.00</b>    | <b>10.00</b>    | <b>10.00</b>    | <b>10.00</b>     | <b>10.00</b>    | <b>10.00</b>       |
| 18      | <b>Earnings Per Share (EPS)</b>   |                 |                 |                 |                  |                 |                    |
|         | a) Basic  | 3.02            | 3.09            | 4.06            | 5.99             | 7.20            | 9.91               |
|         | b) Diluted  | 3.02            | 3.09            | 4.06            | 5.99             | 7.20            | 9.91               |

**Notes:**

|   |   |
|---|---|
| 1 | The above un-Audited financial statement for quarter ended September, 2022 has been reviewed by the Audit Committee and approved by the Board of Directors at its meeting held on 18th October, 2022 and Statutory Auditors of the Company have carried out limited review audit of the same.   |
| 2 | This statement has been prepared in accordance with the Companies (Indian Accounting Standards) Rules 2015 (IND AS) prescribed under section 133 of the Companies Act 2013 and other recognized accounting practices and policies to the extent applicable.   |
| 3 | IND AS 108 relating to segment wise reporting is Not Applicable as the Company operates in one primary segment i.e "Trading in healthcare and agricultural product".  |
| 4 | The financial results have been prepared in accordance with India Accounting Standards (Ind AS) prescribed under Companies (Indian Accounting Standards) Rules, 2015. Beginign 1st April, 2020, the Company has for the first time adopted Ind AS with a transition date of 1st April, 2019. The impact of adjustments arising on transition has been accounted for in opening reserves and the comparative period have accordingly been restated. These financial results (including all the periods presented) have been prepared in accordance with the recognition and other accounting principles accepted in India. |
| 5 | The Figures for the quarter ended 30th September, 2022 are the balancing figure between the un-audited figures of the half year ended 30th September, 2022 and un-audited figures for the quarter ended 30th June, 2022 respectively.   |
| 6 | Figures for the previous year and quarters have been re-grouped / rearranged, wherever necessary.   |

Place: Rajkot  
Date: 18/10/2022




For, Add-Shop E-Retail Limited

  
Dineshbhai Pandhya  
Managing Director  
DIN: 06647303

| <b>ADD-SHOP E-RETAIL LIMITED</b><br>(Formerly Known as Add-Shop Promotions Limited)<br>REGD. OFFICE :- B -304 IMPERIAL HEIGHTS, OPP. BIG BAZAR, 150 FT RING ROAD, RAJKOT -360005<br>CIN: L51109GJ2013PLC076482<br>UN-AUDITED STATEMENT OF ASSETS AND LIABILITIES AS AT SEPTEMBER 30, 2022<br>( 'In Lacs ) |  |                  |                  |
|---|--|------------------|------------------|
|   | Particulars  | As at 30.09.2022 | As at 31.03.2022 |
| <b>A</b>  | <b>ASSETS</b>  |                  |                  |
| <b>1</b>  | <b>Non-Current Assets</b>  |                  |                  |
|   | (a) Property, Plant and Equipment  | 687.45           | 698.91           |
|   | (b) Capital work-in-progress   | -                | -                |
|   | (c) Other Intangible Assets  | 1.02             | 1.02             |
|   | (c) Financial Assets   |                  |                  |
|   | (i) Investments  | -                | -                |
|   | (ii) Trade Receivables   | -                | -                |
|   | (iii) Loans  | 8.67             | 3.57             |
|   | (d) Deferred Tax Assets (net)  | -                | -                |
|   | (e) Other Non-Current Assets   | -                | -                |
|   | <b>Sub-total - Non-Current Assets</b>                                    | <b>697.14</b>    | <b>703.50</b>    |
| <b>2</b>  | <b>Current Assets</b>  |                  |                  |
|   | (a) Inventories  | 3,090.86         | 1,946.75         |
|   | (b) Financial Assets   |                  |                  |
|   | (i) Investment   | -                | -                |
|   | (ii) Trade Receivables   | 4,036.46         | 2,275.67         |
|   | (iii) Cash and Cash Equivalents  | 2,484.49         | 109.32           |
|   | (iv) Bank Balances other than (iii) above                                | -                | -                |
|   | (v) Loans  | 75.91            | 34.75            |
|   | (c) Current Tax Assets (Net)   | -                | -                |
|   | (d) Other Current Assets   | 27.63            | 0.00             |
|   | <b>Sub-total - Current Assets</b>  | <b>9,715.36</b>  | <b>4,366.49</b>  |
|   | <b>TOTAL - ASSETS</b>  | <b>10,412.50</b> | <b>5,069.99</b>  |
| <b>B</b>  | <b>EQUITY AND LIABILITIES</b>  |                  |                  |
| <b>1</b>  | <b>Equity</b>  |                  |                  |
|   | (a) Equity Share Capital   | 2,831.30         | 1,925.67         |
|   | (b) Other Equity   | 6,989.69         | 2,013.22         |
|   | <b>Sub-total - Equity</b>  | <b>9,820.99</b>  | <b>3,938.89</b>  |
|   | <b>Liabilities</b>   |                  |                  |
|   | <b>Non-Current Liabilities</b>   |                  |                  |
|   | (a) Financial Liabilities  |                  |                  |
|   | (i) Borrowings   | 123.55           | 328.40           |
|   | (ii) Trade Payables  | -                | -                |
|   | (b) Provisions   | -                | -                |
|   | (c) Deferred Tax Liabilities (Net)                                       | 19.50            | 16.39            |
|   | (d) Other Non-Current Liabilities  | -                | -                |
|   | <b>Sub-total - Non Current Liabilities</b>                               | <b>143.05</b>    | <b>344.79</b>    |
| <b>2</b>  | <b>Current liabilities</b>   |                  |                  |
|   | (a) Financial Liabilities  |                  |                  |
|   | (i) Borrowings   | -                | 1.95             |
|   | (ii) Trade Payables  | 82.81            | 335.39           |
|   | (iii) Other Financial Liabilities (Current Maturities of Long term Debt) | -                | -                |
|   | (b) Other Current Liabilities  | 12.59            | 7.15             |
|   | (c) Provisions   | -                | 13.12            |
|   | (d) Current Tax Liabilities (Net)  | 353.07           | 428.70           |
|   | <b>Sub-total - Current Liabilities</b>                                   | <b>448.46</b>    | <b>786.31</b>    |
|   | <b>TOTAL - EQUITY AND LIABILITIES</b>                                    | <b>10,412.50</b> | <b>5,069.99</b>  |

For, Add-Shop E-Retail Limited



  
Dineshbhai Pandya  
Managing Director  
DIN : 06647303

Place: Rajkot  
Date: 18/10/2022

**ADD-SHOP E-RETAIL LIMITED**

( Formerly Known As Add-Shop Promotions Limited)

REGD. OFFICE :-B -304 IMPERIAL HEIGHTS, OPP. BIG BAZAR, 150 FT RING ROAD, RAJKOT -360005

CIN: L51109GJ2013PLC076482

Email: info@addshop.co website: www.addshop.co

UN-AUDITED STATEMENT OF CASH FLOW FOR THE HALF YEAR ENDED 30TH SEPTEMBER, 2022

|  | Half year ended    |                    |
|--|--------------------|--------------------|
|  | September 30, 2022 | September 30, 2021 |
|  | Un-Audited         | Un-audited         |
| <b>A. CASH FLOW FROM OPERATING ACTIVITIES</b>                |                    |                    |
| <b>Profit before tax as per Statement of Profit and Loss</b> | <b>1,555.47</b>    | <b>1,007.03</b>    |
| <b>Adjusted for:</b>   |                    |                    |
| Depreciation   | 28.63              | 23.02              |
| Finance Cost   | 31.36              | 28.30              |
| <b>Operating Profit before working capital changes</b>       | <b>1,615.46</b>    | <b>1,058.35</b>    |
| <b>Adjusted for:</b>   |                    |                    |
| Trade and other receivables                                  | (1,760.79)         | 821.65             |
| Inventories  | (1,144.11)         | (553.06)           |
| Other Current Assets   | (27.63)            | (14.93)            |
| Other Current & Financial Liabilities                        | 5.43               | (105.82)           |
| Provisions   | (75.63)            | 190.24             |
| Trade and others Payables                                    | (265.70)           | (881.88)           |
| <b>Cash Generated from Operations</b>                        | <b>(1,652.97)</b>  | <b>514.56</b>      |
| <b>Adjusted for:</b>   |                    |                    |
| Income Tax   | (560.65)           | (186.30)           |
| <b>Net Cash from Operating activities</b>                    | <b>(2,213.63)</b>  | <b>328.26</b>      |
| <b>B. CASH FLOW FROM INVESTING ACTIVITIES</b>                |                    |                    |
| Misc Expenditure   | -                  | -                  |
| (Purchase) /Sale of Fixed Assets                             | (17.16)            | (209.24)           |
| Other Inflow/ (Outflow) of cash                              | -                  | -                  |
| <b>Net Cash Flow from Investing Activities</b>               | <b>(17.16)</b>     | <b>(209.24)</b>    |
| <b>C. Cash Flow from Financing activities:</b>               |                    |                    |
| Finance Cost   | (31.36)            | (28.30)            |
| Proceeds from share issued                                   | 905.63             |                    |
| Proceeds from share Premium                                  | 3,984.75           |                    |
| Increase in Long Term/ Short Term Advances                   | (46.26)            | (25.05)            |
| Increase in Long Term/ Short Term Borrowings                 | (206.79)           | (28.82)            |
| <b>Net cash from Financing Activities</b>                    | <b>4,605.96</b>    | <b>(82.17)</b>     |
| <b>Net Increase/(Decrease) in cash</b>                       | <b>2,375.17</b>    | <b>36.84</b>       |
| <b>Opening Balance of Cash &amp; Cash equivalents</b>        | <b>109.32</b>      | <b>51.68</b>       |
| <b>Closing Balance of Cash &amp; Cash equivalents</b>        | <b>2,484.49</b>    | <b>88.52</b>       |

For, Add-Shop E-Retail Limited



*(Signature)*

**Dineshbhai Pandya**  
**Managing Director**  
**DIN : 06647303**

Place : Rajkot  
 Date: 18/10/2022



# J. S. MAHESHWARI & CO.

CHARTERED ACCOUNTANTS

205, SOLITIARE, OPP BOMBAY GARAGE, UNDER BRIDGE, SHAHIBAUG, AHMEDABAD-380004

Contact : +91 94272 59951, +91 97121 99870 Email : jsmcaahdi@gmail.com, ca.dilipmaliwal@gmail.com

## LIMITED REVIEW REPORT

### Independent Auditor's Review Report on Quarter/Half Yearly Unaudited Standalone Financial Results of Add-Shop E-Retail Limited pursuant to the Regulation 33 of SEBI (Listing Obligations and Disclosures Requirements) Regulations, 2015

To,  
The Board of Directors  
**Add-Shop E-Retail Limited**


We have reviewed the accompanying Statement of Unaudited Standalone Financial Results of Add-Shop E-Retail Limited ("the Company") for the quarter/half year ended on September 30, 2022 ("the Statement"), being submitted by the Company pursuant to the requirement of Regulation 33 of the SEBI (Listing Obligations and Disclosures Requirements) Regulations, 2015, as amended.

We conducted our review of the Statement in accordance with the Standard on Review Engagements (SRE) 2410 "Review of Interim Financial Information Performed by the Independent Auditor of the Entity", issued by the Institute of Chartered Accountants of India. This standard requires that we plan and perform the review to obtain moderate assurance as to whether the financial statements are free of material misstatement. A review is limited primarily to inquiries of company personnel and analytical procedures applied to financial data and thus provide less assurance than an audit. We have not performed an audit and accordingly, we do not express an audit opinion.

Based on our review conducted as above, nothing has come to our attention that causes us to believe that the accompanying statement of unaudited financial results prepared in accordance with applicable accounting standards and other recognized accounting practices and policies has not disclosed the information required to be disclosed in terms of Regulation 33 of the SEBI (Listing Obligations and Disclosures Requirements) Regulations, 2015 including the manner in which it is to be disclosed, or that it contains any material misstatement.

Our conclusion is not modified in respect of this matter.

For, J S Maheshwari & Co  
Chartered Accountants



*Dilip Maliwal*  
Dilip Maliwal  
Partner

FRN: 001318C

Mem. No. 148387

UDIN: 22148387BABRDK5308

Date: 18/10/2022

Place: Ahmedabad

### ~~Branch Address~~

610/B, 21st CENTURY BUSINESS CENTRE, MAN DARWAJA, RING ROAD, SURAT - 395002  
101, 1<sup>ST</sup> FLOOR, ABOVE ARORA NAMKEEN, BACHHRAJJI KA BAUG, JODHPUR (RAJ.) -342001  
"ABHASEET" 34 - B, MAHAVEER UDHYOG NAGAR, PALI-MARWAR (RAJ.) - 306401