

ASHNISHA INDUSTRIES LIMITED

November 12, 2020

To,
The Department of Corporate Services
BSE Limited
25th Floor, P. J. Tower,
Dalal Street,
Fort, Mumbai - 400 001

Dear Sir/Madam,

Sub: Outcome of Board Meeting

Pursuant to Regulation 33 and Para A of Part A of Schedule III read with Regulation 30 of SEBI (Listing Obligations and Disclosure Requirements) Regulations 2015, this is to inform you that the Board of Directors of the Company in its meeting held today i.e. on Thursday, 12th November, 2020 from 4.30 p.m. to 5.15 p.m. at the Registered Office of the Company inter alia, has considered and approved the Standalone and Consolidated Unaudited Financial Results for the quarter and half year ended September 30, 2020 along with limited review report thereon.

Please take the above on yours records.

Thanking You.

Yours faithfully,
For Ashnisha Industries Limited

Ashok C. Shah

Ashok C. Shah
Managing Director
DIN: 02467830



Encl:

1. Unaudited Financial Results for the quarter and half year ended September 30, 2020.
2. Limited Review Report on Financial Results.



GMCA & Co.

Chartered Accountants

UDIN: 20163940AAAARH8541

Independent Auditor's Review Report on Standalone Unaudited Quarterly Financial Results and Year to Date Results of the Company Pursuant to the Regulation 33 of the SEBI (Listing Obligations and Disclosure Requirements) Regulations, 2015 (as amended)

To
The Board of Directors,
Ashnisha Industries Limited

We have reviewed the accompanying statement of unaudited financial results of Ashnisha Industries Limited for the quarter ended 30.09.2020 attached herewith, being submitted by the Company pursuant to the requirements of the Regulation 33 of the SEBI (Listing Obligations and Disclosures Requirements) Regulations, 2015, as amended.

This statement is the responsibility of the Company's Management and has been approved by the Board of Directors/ Committee of Board of Directors. Our responsibility is to issue a report on these financial statements based on our review.


We conducted our review in accordance with the Standard on Review Engagement (SRE) 2410, "Review of Interim Financial information performed by the Independent Auditor of the Entity issued by the Institute of Chartered Accountants of India. This standard requires that we plan and perform the review to obtain moderate assurance as to whether the financial statements are free of material misstatement. A review is limited primarily to inquiries of company personnel and analytical procedures applied to financial data and thus provide less assurance than an audit. We have not performed an audit and accordingly, we do not express an audit opinion.

Based on our review conducted as above, nothing has come to our attention that causes us to believe that the accompanying statement of unaudited financial results prepared in accordance with applicable accounting standards and other recognized accounting practices and policies has not disclosed the information required to be disclosed in terms of Regulation 33 of the SEBI (Listing Obligations and Disclosure Requirements) Regulations, 2015 including the manner in which it is to be disclosed, or that it contains any material misstatement.



Place: Ahmedabad
Date: 12th November, 2020

For, G M C A & CO.
Chartered Accountants
FRN: 109850W


CA. Mitt S. Patel
Partner
Membership No: 163940

ASHNISHA INDUSTRIES LIMITED

Registered Office: 7th Floor, Ashoka Chambers, Opp. HCG Hospital, Mithakhali Six Roads, Ahmedabad 380 006.

CIN : L74110GJ2009PLC057629

STATEMENT OF STANDALONE UNAUDITED FINANCIAL RESULTS FOR THE QUARTER ENDED SEPTEMBER 30, 2020.

(Rs. in Lacs except per share data)

Particulars	Quarter Ended			Six Month Ended		Year Ended
	30/09/2020	30/06/2020	30/09/2019	30/09/2020	30/09/2019	31/03/2020
	Unaudited	Unaudited	Unaudited	Unaudited	Unaudited	Audited
1 Income from Operations						
(a) Revenue from operations	0.00	0.00	0.00	0.00	0.00	215.19
(b) Other Income	0.00	0.00	0.00	0.00	0.08	0.08
Total Income	0.00	0.00	0.00	0.00	0.08	215.27
2 Expenses						
(a) Cost of Materials consumed	0.00	0.00	0.00	0.00	0.00	0.00
(b) Purchase of stock-in-trade	0.00	0.00	0.00	0.00	0.00	208.78
(c) Increase/Decrease in inventories of FG, WIP and stock-in-trade	0.00	0.00	0.00	0.00	0.00	0.00
(d) Employee benefits expense	0.30	0.30	0.30	0.60	0.60	1.20
(e) Finance Cost	0.00	0.00	0.00	0.00	0.00	0.00
(f) Depreciation and amortisation expense	0.26	0.26	0.27	0.52	0.52	1.05
(g) Other expenses	0.42	3.32	0.32	3.74	4.01	7.59
Total Expenses	0.98	3.88	0.89	4.86	5.13	218.62
3 Profit/(loss) before exceptional items and tax (1-2)	-0.98	-3.88	-0.89	-4.86	-5.05	-3.35
4 Exceptional Items	0.00	0.00	0.00	0.00	0.00	0.00
5 Profit/(Loss) before Extraordinary Items (3-4)	-0.98	-3.88	-0.89	-4.86	-5.05	-3.35
6 Extraordinary Items	0.00	0.00	0.00	0.00	0.00	0.00
7 Profit/(Loss) before tax (5-6)	-0.98	-3.88	-0.89	-4.86	-5.05	-3.35
8 Tax Expense						
(a) Current tax	0.00	0.00	0.00	0.00	0.00	0.00
(b) Deferred tax	0.00	0.00	0.00	0.00	0.00	0.00
Total Tax Expenses	0.00	0.00	0.00	0.00	0.00	0.00
9 Profit / (Loss) for the period from continuing operations (7-8)	-0.98	-3.88	-0.89	-4.86	-5.05	-3.35
10 Profit (Loss) from discontinuing operations	0.00	0.00	0.00	0.00	0.00	0.00
11 Tax Expense of discontinuing operations	0.00	0.00	0.00	0.00	0.00	0.00
12 Profit (Loss) from discontinuing operations (after	0.00	0.00	0.00	0.00	0.00	0.00
13 Other Comprehensive Income						
A(i) Items that will not be reclassified to profit or loss	0.00	0.00	0.00	0.00	0.00	0.00
(ii) Income tax relating to items that will not be reclassified to profit or loss	0.00	0.00	0.00	0.00	0.00	0.00
B (i) Items that will be reclassified to profit or loss	0.00	0.00	0.00	0.00	0.00	0.00
ii) Income tax relating to items that will be reclassified to profit or loss	0.00	0.00	0.00	0.00	0.00	0.00
Other Comprehensive Income for the period	0.00	0.00	0.00	0.00	0.00	0.00
14 Total Comprehensive Income for the period	-0.98	-3.88	-0.89	-4.86	-5.05	-3.35
15 Paid-up equity share capital (Face value of Rs 10/- each)	301.88	301.88	301.88	301.88	301.88	301.88
16 Other Equity	-	-	-	904.26	907.42	909.12
17 Earnings Per Share (before exceptional items) (not annualised):						
(a) Basic	-0.03	-0.13	-0.03	-0.16	-0.17	-0.11
(b) Diluted	-0.03	-0.13	-0.03	-0.16	-0.17	-0.11
18 Earnings Per Share (after exceptional items) (not						
(a) Basic	-0.03	-0.13	-0.03	-0.16	-0.17	-0.11
(b) Diluted	-0.03	-0.13	-0.03	-0.16	-0.17	-0.11

Notes:

1. The above standalone financial results have been reviewed by the Audit Committee and approved by the Board of Directors in their meeting held on November 12, 2020. The Limited Review under Regulation 33 of the SEBI (Listing Obligations and Disclosure Requirements) Regulations, 2015 has been carried out by the statutory auditors. The Limited Review Report does not contain any observation which could have an impact on the results for the quarter ended September 30, 2020.

2. Company currently operates in trading of steel and chemical activities.

3. The outbreak of Coronavirus disease (COVID-19) pandemic globally and in India has caused significant disturbances and slowdown of economic activity. The Company has considered possible effects that may result from COVID-19 in preparation of these financial results. In developing the assumptions relating to future uncertainties in the economic conditions due to COVID-19, it has, at the date of approval of these financial results, used relevant internal and external sources of information including economic forecasts. However, the impact assessment of COVID-19 is a continuing process given the uncertainties associated with its nature and duration and accordingly the impact may be different from that estimated as at the date of approval of these financial results. The company will continue to closely monitor the developments.

Date : 12/11/2020
Place : Ahmedabad

For, ASHNISHA INDUSTRIES LIMITED

Ashok C. Shah

ASHOK C. SHAH
MANAGING DIRECTOR
DIN : 02467830



ASHNISHA INDUSTRIES LIMITED			
STATEMENT OF STANDALONE UNAUDITED ASSETS AND LIABILITIES			
(Rs.in Lacs)			
Particulars		As at 30/09/2020	As at 31/03/2020
A	ASSETS		
1	Non-current Assets		
(a)	Property , Plant and Equipment	3.11	3.63
(b)	Other Intangible assets	-	-
(c)	Capital work in progress	-	-
(d)	Intangible assets under development	-	-
(e)	Financial Assets :		
(i)	Investments	421.73	421.73
(ii)	Deferred tax assets (Net)	-	-
(iii)	Loans	-	-
(f)	Other non-current assets	-	-
	Sub-total - Non-current Assets	424.84	425.37
2	Current Assets		
(a)	Inventories	-	-
(b)	Financial Assets :		
(i)	Investments	-	-
(ii)	Trade Receivables	767.86	879.49
(iii)	Cash and Cash Equivalents	7.80	3.02
(iv)	Loans	300.35	280.03
(c)	Other current assets	5.93	5.91
	Sub-total - Current Assets	1,081.93	1,168.46
	TOTAL - ASSETS	1,506.78	1,593.80
B	EQUITY AND LIABILITIES		
	Shareholders' Funds		
(a)	Share Capital	301.88	301.88
(b)	Other Equity	904.26	909.12
	Sub-total - Equity	1,206.13	1,210.99
1	Liabilities		
	Non-current Liabilities		
(a)	Financial Liabilities :		
(i)	Borrowings	165.56	165.56
(b)	Deferred Tax Liabilities (Net)	-	-
(c)	Provisions	-	-
(d)	Other Non - Current Liabilities	-	-
	Sub-total - Non-current liabilities	165.56	165.56
2	Current Liabilities		
(a)	Financial Liabilities :		
(i)	Borrowings	3.00	3.90
(ii)	Trade Payables	130.78	162.30
(iii)	Other Financial Liabilities	0.00	-
(b)	Provisions	0.55	0.55
(c)	Other Current Liabilities	0.76	50.49
	Sub-total - Current Liabilities	135.09	217.23
	TOTAL - EQUITY AND LIABILITIES	1,506.78	1,593.80


D.C.S



ASHNISHA INDUSTRIES LIMITED**Cashflow Statement**

(Rs.in Lacs)

Particulars	01-04-2020 to	01-04-2019 to
	30-09-2020	30-09-2019
A Cash flow from Operating Activities		
Net Profit Before Tax	(4.86)	(5.05)
Adjustments for:		
Add Depreciation	0.52	0.52
Less Dividend Income	-	-
Add Interest Expense	-	-
Less Short Term Capital Gain (Mutual Fund)	-	-
Operating Profit / (Loss) before Working Capital Changes	(4.34)	(4.53)
Adjustments for:		
Increase/(Decrease) in Trade Payables	(31.55)	(0.41)
Increase/(Decrease) in Other Current Liabilities	(49.73)	(13.89)
Increase/(Decrease) in Provisions	-	0.40
(Increase)/Decrease in Trade Receivables	111.63	5.39
(Increase)/Decrease in short term loans & advances	(20.32)	-
Increase/(Decrease) in Borrowing	(0.90)	1.85
(Increase)/Decrease in inventories	-	-
(Increase)/Decrease in other current assets	(0.02)	-
Cashflow generated from Operating Activities	4.78	(11.19)
Income Tax Paid (Net of Refund)		
Net Cashflow generated from Operating Activities A	4.78	(11.19)
B Cash flow from Investment Activities		
Purchase of Property , Plant and Equipment	-	-
Sale of Property , Plant and Equipment	-	-
Sale of Investments	-	-
Purchase of Investments	-	-
Share Application Money Received Back	-	-
Dividend Income	-	-
Net Cashflow generated from Investments Activities B	-	-
C Cash flow from Financieng Activities		
(Increase)/Decrease in other non-current assets	-	15.18
(Increase) /Decrease in Long term Loans & Advances (Assets)	-	(15.82)
Increase /(Decrease) in Borrowings (Liabilities)	-	7.50
Net Cashflow generated from Financing Activities C	-	6.86
Net Change in Cash & Cash Equivalentents (A+B+C)	4.78	(4.33)
Opening Cash & Cash Equivalentents	3.02	12.50
Closing Cash & Cash Equivalentents	7.80	8.17



ASHNISHA INDUSTRIES LIMITED

Unaudited Segment - Wise Revenue , Results and Capital Employed

(Rs.In Lacs)

Particulars	Quarter Ended		Six Month Ended	Year Ended
	30/09/2020	30/06/2020	30/09/2020	31/03/2020
	Unaudited	Unaudited	Unaudited	Audited
1. Segment Revenue				
(a) Steel Trading	0.00	0.00	0.00	155.21
(b) Trading of Goods	0.00	0.00	0.00	59.98
(c) Others	0.00	0.00	0.00	0.00
Total				
Less: Inter Segment Revenue				
Net sales/Income From Operations	0.00	0.00	0.00	215.19
2. Segment Results				
(a) Steel Trading	0.00	0.00	0.00	0.36
(b) Trading of Goods	0.00	0.00	0.00	6.05
(c) Others	0.00	0.00	0.00	0.08
Total				
Less: (i) Other Un-allocable Expenditure net off	-0.98	-3.88	-4.86	-9.84
Total Profit Before Tax	-0.98	-3.88	-4.86	-3.35
3. Capital Employed (Segment assets – Segment Liabilities)				
(a) Steel Operation	617.71	690.71	617.71	690.71
(b) Trading of Goods	0.00	7.00	0.00	7.11
(c) Other Unallocable	588.42	509.41	588.42	513.17
Total	1206.13	1207.11	1206.13	1210.99

D. r. s.





GMCA & Co.

Chartered Accountants

UDIN: 20163940AAAARG7667

Independent Auditor's Review Report on Consolidated Unaudited Quarterly Financial Results and Year to Date Results of the Company Pursuant to the Regulation 33 of the SEBI (Listing Obligations and Disclosure Requirements) Regulations, 2015 (as amended)

To
The Board of Directors,
Ashnisha Industries Limited

We have reviewed the accompanying statement of unaudited consolidated financial results (the 'Statement') of Ashnisha Industries Limited (the 'Holding Company') and its subsidiaries (the Holding Company and its subsidiaries together referred to as the 'Group') for the quarter ended 30 September 2020 and the consolidated year to date results for the period 1 April 2020 to 30 September 2020, being submitted by the Holding Company pursuant to the requirements of Regulation 33 of the SEBI (Listing Obligations and Disclosure Requirements) Regulations, 2015 (as amended), including relevant circulars issued by the SEBI from time to time.

This Statement, which is the responsibility of the Holding Company's management and approved by the Holding Company's Board of Directors, has been prepared in accordance with the recognition and measurement principles laid down in Indian Accounting Standard 34, interim Financial Reporting ('Ind AS 34'). Prescribed under section 133 of the Companies Act, 2013 ('the Act'), SEBI Circular CIRICFD/FAC/62/2016 dated 5 July 2016 (hereinafter referred to as 'the SEBI Circular'), and other accounting principles generally accepted in India. Our responsibility is to express a conclusion on the Statement based on our review.

We conducted our review of the Statement in accordance with the Standard on Review Engagements (SRE) 2410, Review of Interim Financial Information Performed by the Independent Auditor of the Entity, issued by the Institute of Chartered Accountants of India. A review of interim financial information consists of making inquiries, primarily of persons responsible for financial and accounting matters and applying analytical and other review procedures. A review is substantially less in scope than an audit conducted in accordance with the Standards on Auditing specified under section 143(10) of the Act, and consequently, does not enable us to obtain assurance that we would become aware of all significant matters that might be identified in an audit. Accordingly, we do not express an audit opinion.

We also performed procedures in accordance with the SEBI Circular CIR/CFD/CMD1/44/2019 dated 29 March 2019 issued by the SEBI under Regulation 33 (8) of the SEBI (Listing Obligations and Disclosure Requirements) Regulations, 2015 (as amended), to the extent applicable.

Based on our review conducted and procedures performed as stated in paragraph 3 above, nothing has come to our attention that causes us to believe that the accompanying Statement, prepared in

Address : 101, Parishram, 5-B, Rashmi Society, Nr. LG Showroom, Mithakhali Six Roads, Navrangpura, Ahmedabad - 380009
☎ 079-40037372 ✉ gmca1973@gmail.com






GMCA & Co.

Chartered Accountants


accordance with recognition and measurement principles laid down in Ind AS 34, prescribed under Section 133 of the Act, the SEBI Circular and other accounting principles generally accepted in India, has not disclosed the information required to be disclosed in accordance with the requirements of Regulation 33 of the SEBI (Listing Obligations and Disclosure Requirements) Regulations, 2015 (as amended), including the manner in which it is to be disclosed, or that it contains any material misstatement.

The Statement includes the interim financial information of EZI Ventures Private Limited (The Subsidiary Company), which have been reviewed / audited by their auditors, and have been furnished to us by the Holding Company's management. Our Conclusion on the Statement, and our report in terms of Regulation 33 of the SEBI (Listing Obligations and Disclosure Requirements) Regulations, 2015 (as amended), read with SEBI Circular, in so far as it relates to the aforesaid subsidiaries are based solely on such audited / reviewed interim financial information.

Our conclusion is not modified in respect of this matter.



For, G M C A & CO.
Chartered Accountants
FRN: 109850W


CA. Mitt S. Patel
Partner
Membership No: 163940

Place: Ahmedabad
Date: 12th November, 2020

ASHNISHA INDUSTRIES LIMITED

Registered Office: 7th Floor, Ashoka Chambers, Opp. HCG Hospital, Mithakhali Six Roads, Ahmedabad 380 006.

CIN : L74110GJ2009PLC057629

STATEMENT OF CONSOLIDATED UNAUDITED FINANCIAL RESULTS FOR THE QUARTER ENDED SEPTEMBER 30, 2020.

(Rs. in Lacs except per share data)

Particulars	Quarter Ended			Six Month Ended		Year Ended
	30/09/2020	30/06/2020	30/09/2019	30/09/2020	30/09/2019	31/03/2020
	Unaudited	Unaudited	Unaudited	Unaudited	Unaudited	Audited
1 Income from Operations						
(a) Revenue from operations	143.49	101.22	124.45	244.71	2125.69	2680.38
(b) Other Income	0.00	0.00	16.05	0.00	32.16	39.97
Total Income	143.49	101.22	140.50	244.71	2157.85	2720.35
2 Expenses						
(a) Cost of Materials consumed	0.00	0.00	0.00	0.00	0.00	0.00
(b) Purchase of stock-in-trade	0.00	162.68	0.00	162.68	1553.38	1958.02
(c) Increase/Decrease in inventories of FG, WIP and stock-in-trade	0.00	-45.32	0.00	-45.32	0.00	0.00
(d) Employee benefits expense	0.30	0.30	5.69	0.60	11.38	17.56
(e) Finance Cost	0.98	0.07	20.91	1.05	34.88	23.97
(f) Depreciation and amortisation expense	78.84	77.52	91.24	156.36	182.46	365.75
(g) Other expenses	2.03	4.07	1.44	6.10	5.65	847.79
Total Expenses	82.16	199.31	119.28	281.47	1787.75	3213.09
3 Profit/(loss) before exceptional items and tax (1-2)	61.34	-98.09	21.22	-36.75	370.11	-492.74
4 Exceptional Items	0.00	0.00	0.00	0.00	0.00	0.00
5 Profit/(Loss) before Extraordinary Items (3-4)	61.34	-98.09	21.22	-36.75	370.11	-492.74
6 Extraordinary Items	0.00	0.00	0.00	0.00	0.00	0.00
7 Profit/(Loss) before tax (5-6)	61.34	-98.09	21.22	-36.75	370.11	-492.74
8 Tax Expense						
(a) Current tax	0.00	0.00	6.44	0.00	109.25	0.00
(b) Deferred tax	0.00	0.00	0.00	0.00	0.00	-41.45
Total Tax Expenses	0.00	0.00	6.44	0.00	109.25	-41.45
9 Profit / (Loss) for the period from continuing oprations (5-7)	61.34	-98.09	14.79	-36.75	260.87	-451.29
10 Profit (Loss) from discontinuing oprations	0.00	0.00	0.00	0.00	0.00	0.00
11 Tax Expense of discontinuing oprations	0.00	0.00	0.00	0.00	0.00	0.00
12 Profit (Loss) from discontinuing oprations (after tax)(8-10)	0.00	0.00	0.00	0.00	0.00	0.00
13 Share of Porfit/(Loss) of associates*	0.00	0.00	0.00	0.00	0.00	0.00
14 Minority Interest*	0.00	0.00	0.00	0.00	0.00	0.00
15 Other Comprehensive Income						
A(i) Items that will not be reclassified to profit or loss	0.00	0.00	0.00	0.00	0.00	0.00
(ii) Income tax relating to items that will not be reclassified to profit or loss	0.00	0.00	0.00	0.00	0.00	0.00
B (i) Items that will be reclassified to profit or loss	0.00	0.00	0.00	0.00	0.00	0.00
ii) Income tax relating to items that will be reclassified to profit or loss	0.00	0.00	0.00	0.00	0.00	0.00
Other Comprehensive Income for the period	0.00	0.00	0.00	0.00	0.00	0.00
16 Total Comprehensive Income for the period	61.34	-98.09	14.79	-36.75	260.87	-451.29
17 Total Comprehensive Income attributable to :						
Share of Profit / (Loss) of associates *	0.00	0.00	0.00	0.00	0.00	0.00
Minority Interest *	0.00	0.00	0.00	0.00	0.00	0.00
18 Paid-up equity share capital (Face value of rs. 10/- each)	301.88	301.88	301.88	301.88	301.88	301.88
19 Other Equity	-	-	-	4148.15	1283.92	4184.91
20 Earnings Per Share (before exceptional items) (not annualised):						
(a) Basic	2.03	-3.25	0.49	-1.22	8.64	-14.95
(b) Diluted	2.03	-3.25	0.49	-1.22	8.64	-14.95
Earnings Per Share (after exceptional items) (not annualised):						
(a) Basic	2.03	-3.25	0.49	-1.22	8.64	-14.95
(b) Diluted	2.03	-3.25	0.49	-1.22	8.64	-14.95

Notes:

1. The above consolidated financial results have been reviewed by the Audit Committee and approved by the Board of Directors in their meeting held on November, 12, 2020. The Limited Review under Regulation 33 of the SEBI (Listing Obligations and Disclosure Requirements) Regulations, 2015 has been carried out by the statutory auditors. The Limited Review Report does not contain any observation which could have an impact on the results for the quarter ended September 30, 2020.

For, ASHNISHA INDUSTRIES LIMITED

Ashok C. Shah

ASHOK C. SHAH
MANAGING DIRECTOR

DIN : 02467830

Date : 12/11/2020
Place : Ahmedabad



ASHNISHA INDUSTRIES LIMITED			
STATEMENT OF CONSOLIDATED UNAUDITED ASSETS AND LIABILITIES			
(Rs.in Lacs)			
Particulars		As at 30/09/2020	As at 31/03/2020
A	ASSETS		
	1 Non-current Assets		
(a)	Property, Plant and Equipment	14.28	19.06
(b)	Other Intangible assets	10.00	280.00
(c)	Goodwill	590.98	590.98
(d)	Capital work in progress	-	-
(e)	Intangible assets under development	-	-
(f)	Financial Assets :		
(i)	Investments	416.03	416.03
(ii)	Deferred tax assets (Net)	113.01	113.01
(iii)	Loans	2,884.96	1,763.41
(f)	Other non-current assets	107.91	107.91
	Sub-total - Non-current Assets	4,137.17	3,290.41
	2 Current Assets		
(a)	Inventories	672.92	593.16
(b)	Financial Assets :		
(i)	Investments	-	-
(ii)	Trade Receivables	884.09	995.88
(iii)	Cash and Cash Equivalents	30.76	455.07
(iv)	Loans	919.68	993.22
(c)	Other current assets	274.18	274.16
	Sub-total - Current Assets	2,781.63	3,311.50
	TOTAL - ASSETS	6,918.80	6,601.92
B	EQUITY AND LIABILITIES		
	Shareholders' Funds		
(a)	Share Capital	301.87	301.88
(b)	Other Equity	4,148.15	4,184.91
(C)	Non Controlling Interest	1,600.33	1,624.58
	Sub-total - Shareholders' Funds	6,050.34	6,111.36
	1 Liabilities		
	Non-current Liabilities		
(a)	Financial Liabilities :		
(i)	Borrowings	165.56	165.56
(b)	Deferred Tax Liabilities (Net)	-	-
(c)	Provisions	-	-
(d)	Other Non Current Liabilities	-	-
	Sub-total - Non-current liabilities	165.56	165.56
	2 Current Liabilities		
(a)	Financial Liabilities :		
(i)	Borrowings	5.00	8.41
(ii)	Trade Payables	176.24	207.92
(iii)	Other Current Liabilities	501.28	89.07
(b)	Current Tax Liabilities (Net)	0.55	-
(c)	Provisions	19.83	19.60
	Sub-total - Current Liabilities	702.89	325.00
	TOTAL - EQUITY AND LIABILITIES	6,918.80	6,601.92

D.C.S.



ASHNISHA INDUSTRIES LIMITED

Unaudited Consolidated Segment - Wise Revenue , Results and Capital Employed

(Rs.In Lacs)

Particulars	Quarter Ended			Six Month Ended		Year Ended
	30/09/2020	30/06/2020	30/09/2019	30/09/2020	30/09/2019	31/03/2020
	Unaudited	Unaudited	Unaudited	Unaudited	Unaudited	Audited
1. Segment Revenue						
(a) Steel Trading	0.00	0.00	0.00	0.00	0.00	155.21
(b) Trading of Software, Electronic and IT Product.	143.49	101.22	124.45	244.71	2125.69	2465.19
(c) Trading of Goods	0.00	0.00	0.00	0.00	0.00	59.98
(d) Others	0.00	0.00	0.00	0.00	0.00	0.00
Total						
Less: Inter Segment Revenue						
Net sales/Income From Operations	143.49	101.22	124.45	244.71	2125.69	2680.38
2. Segment Results						
(a) Steel Trading	0.00	0.00	0.00	0.00	0.00	0.36
(b) Trading of Software, Electronic and IT Product.	143.49	-16.14	124.45	127.35	572.30	715.95
(c) Trading of Goods	0.00	0.00	0.00	0.00	0.00	6.05
(d) Others	0.00	0.00	16.04	0.00	32.16	39.97
Total						
Less: (i) Other Un-allocable Expenditure net off	-82.15	-81.95	-119.27	-164.10	-234.35	-1255.07
Total Profit Before Tax	61.34	-98.09	21.22	-36.75	370.11	-492.74
3. Capital Employed (Segment assets - Segment Liabilities)						
(a) Steel Operation	617.41	690.70	690.31	617.41	690.31	690.70
(b) Trading of Software, Electronic and IT Product.	71.94	392.71	605.98	71.94	605.98	70.78
(c) Trading of Goods	0.00	7.00	0.00	0.00	0.00	7.11
(d) Other Unallocable	3760.66	4545.27	289.51	3760.66	289.51	3718.19
Total	4450.01	5635.68	1585.79	4450.01	1585.79	4486.78

A.C.S.



ASHNISHA INDUSTRIES LIMITED

Cashflow Statement

Particulars	01-04-2020 to 30-09-2020	01-04-2019 to 30-09-2019
A Cash flow from Operating Activities		
Net Profit Before Tax	(36.75)	260.87
Adjustments for:		
Add Depreciation	156.36	182.46
Less Dividend Income	-	-
Add Interest Expense	1.05	34.88
Operating Profit / (Loss) before Working Capital Changes	120.65	478.21
Adjustments for:		
Increase/(Decrease) in Trade Payables	(31.69)	(43.12)
Increase/(Decrease) in Other Current Liabilities	412.21	2,024.25
Increase/(Decrease) in Provisions	0.78	87.10
(Increase)/Decrease in Trade Receivables	111.79	498.81
(Increase)/Decrease in short term loans & advances	73.55	(1,012.47)
Increase/(Decrease) in Borrowing	(3.41)	(1,031.30)
(Increase)/Decrease in inventories	(79.76)	80.23
(Increase)/Decrease in other current assets	(0.02)	(49.64)
Cashflow generated from Operating Activities	604.12	1,032.07
Income Tax Paid (Net of Refund)	-	(109.25)
Net Cashflow generated from Operating Activities A	604.12	922.82
B Cash flow from Investment Activities		
Purchase of Property , Plant and Equipment	-	-
Sale of Property , Plant and Equipment	-	-
Consolidation Adjustments	94.16	(102.99)
Net Cashflow generated from Investments Activities B	94.16	(102.99)
C Cash flow from Financieng Activities		
Interest Expenses	(1.05)	(34.88)
(Increase)/Decrease in other non-current assets	-	75.75
(Increase) /Decrease in Long term Loans & Advances (Assets)	(1,121.54)	(873.10)
Increase /(Decrease) in Borrowings (Liabilities)	-	7.50
Net Cashflow generated from Financing Activities C	(1,122.59)	(824.73)
Net Change in Cash & Cash Equivalents (A+B+C)	(424.31)	(4.90)
Opening Cash & Cash Equivalents	455.07	15.06
Closing Cash & Cash Equivalents	30.76	10.16

A.C.S.

